Appendix 13.2

Daylight and Sunlight

					VSC (WINDOW)				VSC (ROOM)				NSL				APSH (WINDOW)						APSH (ROOM)					
FLOOR	ROOM	PROPERTY TYPE	ROOM USE	WINDOW	EX. %	PR. %	LOSS %	LOSS %	EX. %	PR. %	LOSS %	LOSS %	EX. %	PR. %	LOSS SQM	LOSS %	EX.		PR.		LOSS %		EX.		PR.		LOSS %	
																	ANNUAL	WINTER	ANNUAL	WINTER	ANNUAL	WINTER	ANNUAL	WINTER	ANNUAL	WINTER	ANNUAL	WINTER
10-18 LONDON BRIDGE STREET																												
F00	R1	COMMERCIAL	HOTEL	W1/F00	9	4.7	4.3	47.8%	9	4.7	4.3	47.8%	18.3	11.8	0.9	35.6%	15	0	5	0	66.7%	0.0%	15	0	5	0	66.7%	0.0%
	R2 (3)	COMMERCIAL	HOTEL	W2/F00	12.2	7.9	4.3	35.2%	12.2	7.9	4.3	35.2%	39.6	26.1	2.3	34.2%	16	0	6	0	62.5%	0.0%	16	0	6	0	62.5%	0.0%
	R3 (3)	COMMERCIAL	HOTEL	W3/F00	12.6	9	3.6	28.6%	12.6	9	3.6	28.6%	36.7	25.5	2.4	30.5%	19	0	11	0	42.1%	0.0%	19	0	11	0	42.1%	0.0%
	R4 (3)	COMMERCIAL	HOTEL	W4/F00	4.7	1.9	2.8	59.6%	4.7	1.9	2.8	59.6%	20.9	13	2.4	38.0%	13	1	5	1	61.5%	0.0%	13	1	5	1	61.5%	0.0%
	R5 (3)	COMMERCIAL	HOTEL	W5/F00	8.7	5.8	2.9	33.3%	10	7.2	2.8	28.0%	45.2	39.8	1.7	11.9%	18	0	11	0	38.9%	0.0%	23	0	15	0	34.8%	0.0%
			HOTEL	W6/F00	11.2	8.6	2.6	23.2%									18	0	13	0	27.8%	0.0%						
F01	R1 (3)	COMMERCIAL	HOTEL	W1/F01	20.8	12.3	8.5	40.9%	20.8	12.4	8.4	40.4%	99.5	43.1	9.6	56.6%	39	7	19	2	51.3%	71.4%	39	7	20	2	48.7%	71.4%
			HOTEL	W2/F01	20.8	12.4	8.4	40.4%									37	5	20	2	45.9%	60.0%						
	R2	COMMERCIAL	HOTEL	W3/F01	20.5	12.4	8.1	39.5%	20.5	12.4	8.1	39.5%	94.2	32.2	9.0	65.8%	37	5	17	1	54.1%	80.0%	37	5	17	1	54.1%	80.0%
	R3	COMMERCIAL	HOTEL	W4/F01	18	11.5	6.5	36.1%	18	11.5	6.5	36.1%	41.9	26.2	2.2	37.5%	35	2	18	1	48.6%	50.0%	35	2	18	1	48.6%	50.0%
	R4	COMMERCIAL	HOTEL	W5/F01	17.6	11.4	6.2	35.2%	17.6	11.4	6.2	35.2%	40.3	23.8	2.4	40.9%	34	0	20	0	41.2%	0.0%	34	0	20	0	41.2%	0.0%
	R5 (3)	COMMERCIAL	HOTEL	W6/F01	19.4	12.4	7	36.1%	19.4	12.4	7	36.1%	76.7	36.2	7.0	52.8%	38	3	22	2	42.1%	33.3%	38	3	22	2	42.1%	33.3%
	R6 (3)	COMMERCIAL	HOTEL	W7/F01	19.1	12.6	6.5	34.0%	19.1	12.6	6.5	34.0%	70.9	38	7.1	46.4%	36	2	21	2	41.7%	0.0%	36	2	21	2	41.7%	0.0%
	R7 (3)	COMMERCIAL	HOTEL	W8/F01	0.6	0.5	0.1	16.7%	1.1	1.1	0	0.0%	91.2	65.7	7.8	28.0%	4	3	4	3	0.0%	0.0%	4	3	4	3	0.0%	0.0%
			HOTEL	W9/F01	1.6	1.6	0	0.0%									0	0	0	0	0.0%	0.0%						
	R8 (3)	COMMERCIAL	HOTEL	W10/F01	19.3	13.4	5.9	30.6%	19.6	13.9	5.7	29.1%	94.1	82.2	3.6	12.6%	38	4	24	4	36.8%	0.0%	38	4	24	4	36.8%	0.0%
			HOTEL	W11/F01	19.8	14.4	5.4	27.3%									35	4	23	4	34.3%	0.0%						
F02	R1 (3)	COMMERCIAL	HOTEL	W1/F02	11.6	5.7	5.9	50.9%	15.2	7.1	8.1	53.3%	80.6	29.5	9.2	63.4%	32	12	21	6	34.4%	50.0%	44	14	24	7	45.5%	50.0%
			HOTEL	W2/F02	16.9	7.7	9.2	54.4%									44	14	24	7	45.5%	50.0%						
	R2 (3)	COMMERCIAL	HOTEL	W3/F02	21.4	11.4	10	46.7%	21.4	11.4	10	46.7%	92.3	39.7	9.1	57.0%	46	14	24	5	47.8%	64.3%	46	14	24	5	47.8%	64.3%
	R3 (3)	COMMERCIAL	HOTEL	W4/F02	23.8	13	10.8	45.4%	23.8	13	10.8	45.4%	97.6	42	9.5	57.0%	53	15	29	7	45.3%	53.3%	53	15	29	7	45.3%	53.3%
	R4 (3)	COMMERCIAL	HOTEL	W5/F02	25.1	14.1	11	43.8%	25.1	14.1	11	43.8%	99.7	46.2	9.1	53.6%	52	13	29	6	44.2%	53.8%	52	13	29	6	44.2%	53.8%
	R5	COMMERCIAL	HOTEL	W6/F02	25.9	14.6	11.3	43.6%	25.9	14.6	11.3	43.6%	99.6	31.2	9.3	68.6%	51	11	28	5	45.1%	54.5%	51	11	28	5	45.1%	54.5%
	R6 (3)	COMMERCIAL	HOTEL	W7/F02	26.4	14.8	11.6	43.9%	26.4	14.8	11.6	43.9%	99.8	43.8	9.6	56.1%	52	14	27	4	48.1%	71.4%	52	14	27	4	48.1%	71.4%
	R7	COMMERCIAL	HOTEL	W8/F02	26.4	15	11.4	43.2%	26.4	15	11.4	43.2%	99.5	32	9.7	67.8%	51	12	26	4	49.0%	66.7%	51	12	26	4	49.0%	66.7%
	R8	COMMERCIAL	HOTEL	W9/F02	23.1	13.7	9.4	40.7%	23.1	13.7	9.4	40.7%	89.9	33	7.9	63.2%	44	7	23	3	47.7%	57.1%	44	7	23	3	47.7%	57.1%
	R9	COMMERCIAL	HOTEL	W10/F02	22.9	13.7	9.2	40.2%	22.9	13.7	9.2	40.2%	88	31.4	8.2	64.3%	44	7	27	4	38.6%	42.9%	44	7	27	4	38.6%	42.9%
	R10 (3)	COMMERCIAL	HOTEL	W11/F02	26	15.4	10.6	40.8%	26	15.4	10.6	40.8%	99.1	38.1	10.5	61.5%	49	10	28	5	42.9%	50.0%	49	10	28	5	42.9%	50.0%
	R11 (3)	COMMERCIAL	HOTEL	W12/F02	26.2	16.1	10.1	38.5%	26.2	16.1	10.1	38.5%	97	42.1	11.8	56.6%	51	11	31	7	39.2%	36.4%	51	11	31	7	39.2%	36.4%
	R12 (3)	COMMERCIAL	HOTEL	W13/F02	26.2	17	9.2	35.1%	26.2	17	9.2	35.1%	82	54.5	6.8	33.5%	54	13	32	10	40.7%	23.1%	54	13	32	10	40.7%	23.1%
	R13 (3)	COMMERCIAL	HOTEL	W14/F02	26.7	17.2	9.5	35.6%	26.7	17.2	9.5	35.6%	91.6	61.1	6.6	33.3%	51	12	33	10	35.3%	16.7%	51	12	33	10	35.3%	16.7%
10-18 LONDON BRIDGE STREET (CONTINUED)																												
	R14 (3)	COMMERCIAL	HOTEL	W15/F02	27.7	17.6	10.1	36.5%	15	9.9	5.1	34.0%	99.1	90.9	2.5	8.3%	56	16	34	11	39.3%	31.3%	56	16	34	11	39.3%	31.3%
			HOTEL	W16/F02	2.2	2.2	0	0.0%									4	0	4	0	0.0%	0.0%						
	R15 (3)	COMMERCIAL	HOTEL	W17/F02	27.7	18.2	9.5	34.3%	27.9	18.7	9.2	33.0%	99.2	90.9	2.5	8.3%	52	13	34	11	34.6%	15.4%	56	15	36	12	35.7%	20.0%
			HOTEL	W18/F02	28.2	19.1	9.1	32.3%									55	15	35	12	36.4%	20.0%						
	R16	COMMERCIAL	HOTEL	W19/F02	7	7	0	0.0%	7	7	0	0.0%	59.5	59.5	0.0	0.0%	N/A	N/A	N/A	N/A	N/A	N/A	N/A	N/A	N/A	N/A	N/A	N/A
F03	R1 (3)	COMMERCIAL	HOTEL	W1/F03	12.8	6.3	6.5	50.8%	17.6	7.9	9.7	55.1%	92.8	32.6	10.8	64.9%	34	14	24	8	29.4%	42.9%	48	16	27	8	43.8%	50.0%
			HOTEL	W2/F03	19.8	8.7	11.1	56.1%									48	16	27	8	43.8%	50.0%						
	R2 (3)	COMMERCIAL	HOTEL	W3/F03	25.7	13.8	11.9	46.3%	25.7	13.8	11.9	46.3%	99.5	48.4	8.9	51.4%	55	17	31	6	43.6%	64.7%	55	17	31	6	43.6%	64.7%
	R3 (3)	COMMERCIAL	HOTEL	W4/F03	28.3	15.6	12.7	44.9%	28.3	15.6	12.7	44.9%	99.7	47.5	8.9	52.4%	57	15	33	7	42.1%	53.3%	57	15	33	7	42.1%	53.3%
	R4 (3)	COMMERCIAL	HOTEL	W5/F03	29.6	16.6	13	43.9%	29.6	16.6	13	43.9%	99.8	47.4	8.9	52.5%	60	16	35	7	41.7%	56.3%	60	16	35	7	41.7%	56.3%
	R5	COMMERCIAL	HOTEL	W6/F03	30.5	17.1	13.4	43.9%	30.5	17.1	13.4	43.9%	99.6	31.5	9.3	68.4%	60	16	33	6	45.0%	62.5%	60	16	33	6	45.0%	62.5%
	R6 (3)	COMMERCIAL	HOTEL	W7/F03	31.2	17.3	13.9	44.6%	31.2	17.3	13.9	44.6%	99.8	44.7	9.4	55.2%	61	17	33	5	45.9%	70.6%	61	17	33	5	45.9%	70.6%

(1) KITCHEN SMALLER THAN 13m2

(2) INC\HZ = SKY COMPONENT (INCLINED\HORIZONTAL WINDOWS)

(3) SINGLE ASPECT ROOM DEEPER THAN 5m

					VSC (WINDOW)				VSC (ROOM)				NSL				APSH (WINDOW)						APSH (ROOM)					
FLOOR	ROOM	PROPERTY TYPE	ROOM USE	WINDOW	EX. %	PR. %	LOSS %	LOSS %	EX. %	PR. %	LOSS %	LOSS %	EX. %	PR. %	LOSS SQM	LOSS %	EX.		PR.		LOSS %		EX.		PR.		LOSS %	
																	ANNUAL	WINTER	ANNUAL	WINTER	ANNUAL	WINTER	ANNUAL	WINTER	ANNUAL	WINTER	ANNUAL	WINTER
	R7	COMMERCIAL	HOTEL	W8/F03	31.5	17.5	14	44.4%	31.5	17.5	14	44.4%	99.5	32.1	9.7	67.8%	59	18	30	6	49.2%	66.7%	59	18	30	6	49.2%	66.7%
	R8	COMMERCIAL	HOTEL	W9/F03	29.1	16.3	12.8	44.0%	29.1	16.3	12.8	44.0%	99.5	33	9.3	66.8%	55	16	28	6	49.1%	62.5%	55	16	28	6	49.1%	62.5%
	R9	COMMERCIAL	HOTEL	W10/F03	29.1	16.4	12.7	43.6%	29.1	16.4	12.7	43.6%	99.4	31.5	9.9	68.3%	54	15	31	7	42.6%	53.3%	54	15	31	7	42.6%	53.3%
	R10 (3)	COMMERCIAL	HOTEL	W11/F03	31.9	17.8	14.1	44.2%	31.9	17.8	14.1	44.2%	99.1	38.5	10.5	61.2%	58	17	33	8	43.1%	52.9%	58	17	33	8	43.1%	52.9%
	R11 (3)	COMMERCIAL	HOTEL	W12/F03	32.1	18.3	13.8	43.0%	32.1	18.3	13.8	43.0%	98.4	43.6	11.8	55.7%	59	18	35	10	40.7%	44.4%	59	18	35	10	40.7%	44.4%
	R12 (3)	COMMERCIAL	HOTEL	W13/F03	32.1	19.1	13	40.5%	32.1	19.1	13	40.5%	97.3	54.7	10.5	43.7%	60	17	34	10	43.3%	41.2%	60	17	34	10	43.3%	41.2%
	R13 (3)	COMMERCIAL	HOTEL	W14/F03	32.3	19.6	12.7	39.3%	32.3	19.6	12.7	39.3%	97.5	61.3	7.9	37.2%	60	18	36	11	40.0%	38.9%	60	18	36	11	40.0%	38.9%
	R14 (3)	COMMERCIAL	HOTEL	W15/F03	32.7	20.3	12.4	37.9%	17.6	11.4	6.2	35.2%	99.1	91.1	2.5	8.1%	61	18	37	12	39.3%	33.3%	61	18	37	12	39.3%	33.3%
			HOTEL	W16/F03	2.4	2.4	0	0.0%									5	0	5	0	0.0%	0.0%						
	R15 (3)	COMMERCIAL	HOTEL	W17/F03	32.6	20.7	11.9	36.5%	32.8	21	11.8	36.0%	99.2	91	2.5	8.2%	58	18	35	12	39.7%	33.3%	59	18	36	12	39.0%	33.3%
			HOTEL	W18/F03	32.9	21.3	11.6	35.3%									58	17	36	12	37.9%	29.4%						
	R16	COMMERCIAL	HOTEL	W19/F03	11.8	11.8	0	0.0%	11.8	11.8	0	0.0%	90.7	90.7	0.0	0.0%	N/A	N/A	N/A	N/A	N/A	N/A	N/A	N/A	N/A	N/A	N/A	N/A
F04	R1 (3)	COMMERCIAL	HOTEL	W1/F04	13.2	6.6	6.6	50.0%	19.2	8.6	10.6	55.2%	98	33.4	11.6	66.0%	34	14	24	8	29.4%	42.9%	51	19	27	8	47.1%	57.9%
			HOTEL	W2/F04	22	9.5	12.5	56.8%									51	19	27	8	47.1%	57.9%						
	R2 (3)	COMMERCIAL	HOTEL	W3/F04	29.1	16.1	13	44.7%	29.1	16.1	13	44.7%	99.6	53.6	8.0	46.2%	57	18	33	7	42.1%	61.1%	57	18	33	7	42.1%	61.1%
	R3 (3)	COMMERCIAL	HOTEL	W4/F04	31.6	17.8	13.8	43.7%	31.6	17.8	13.8	43.7%	99.8	50.6	8.4	49.3%	62	16	37	7	40.3%	56.3%	62	16	37	7	40.3%	56.3%
	R4 (3)	COMMERCIAL	HOTEL	W5/F04	32.7	18.6	14.1	43.1%	32.7	18.6	14.1	43.1%	99.8	47.5	8.9	52.4%	64	17	38	7	40.6%	58.8%	64	17	38	7	40.6%	58.8%
	R5	COMMERCIAL	HOTEL	W6/F04	33.3	18.9	14.4	43.2%	33.3	18.9	14.4	43.2%	99.6	31.5	9.3	68.4%	66	19	37	7	43.9%	63.2%	66	19	37	7	43.9%	63.2%
	R6 (3)	COMMERCIAL	HOTEL	W7/F04	33.8	19	14.8	43.8%	33.8	19	14.8	43.8%	99.8	45.1	9.3	54.8%	64	19	36	7	43.8%	63.2%	64	19	36	7	43.8%	63.2%
10-18 LONDON BRIDGE STREET (CONTINUED)																												
	R7	COMMERCIAL	HOTEL	W8/F04	34.1	19	15.1	44.3%	34.1	19	15.1	44.3%	99.5	32.1	9.7	67.7%	63	19	33	6	47.6%	68.4%	63	19	33	6	47.6%	68.4%
	R8	COMMERCIAL	HOTEL	W9/F04	33.6	18.6	15	44.6%	33.6	18.6	15	44.6%	99.5	33.1	9.2	66.7%	59	18	30	6	49.2%	66.7%	59	18	30	6	49.2%	66.7%
	R9	COMMERCIAL	HOTEL	W10/F04	33.8	18.7	15.1	44.7%	33.8	18.7	15.1	44.7%	99.4	31.7	9.9	68.1%	59	18	33	8	44.1%	55.6%	59	18	33	8	44.1%	55.6%
	R10 (3)	COMMERCIAL	HOTEL	W11/F04	34.7	19.4	15.3	44.1%	34.7	19.4	15.3	44.1%	99.1	38.5	10.5	61.2%	61	18	35	8	42.6%	55.6%	61	18	35	8	42.6%	55.6%
	R11 (3)	COMMERCIAL	HOTEL	W12/F04	34.9	19.7	15.2	43.6%	34.9	19.7	15.2	43.6%	98.4	43.7	11.7	55.6%	62	19	36	10	41.9%	47.4%	62	19	36	10	41.9%	47.4%
	R12 (3)	COMMERCIAL	HOTEL	W13/F04	34.8	20.1	14.7	42.2%	34.8	20.1	14.7	42.2%	97.4	54.9	10.5	43.6%	64	20	35	10	45.3%	50.0%	64	20	35	10	45.3%	50.0%
	R13 (3)	COMMERCIAL	HOTEL	W14/F04	34.8	20.7	14.1	40.5%	34.8	20.7	14.1	40.5%	97.7	61.4	7.9	37.1%	64	20	38	11	40.6%	45.0%	64	20	38	11	40.6%	45.0%
	R14 (3)	COMMERCIAL	HOTEL	W15/F04	34.8	21.3	13.5	38.8%	18.6	11.9	6.7	36.0%	99.1	91.1	2.5	8.1%	63	20	37	12	41.3%	40.0%	63	20	37	12	41.3%	40.0%
			HOTEL	W16/F04	2.5	2.5	0	0.0%									5	0	5	0	0.0%	0.0%						
	R15 (3)	COMMERCIAL	HOTEL	W17/F04	34.1	21.5	12.6	37.0%	34.2	21.8	12.4	36.3%	99.2	91	2.5	8.2%	59	19	35	12	40.7%	36.8%	60	19	36	12	40.0%	36.8%
			HOTEL	W18/F04	34.3	22.2	12.1	35.3%									60	19	36	12	40.0%	36.8%						
	R16	COMMERCIAL	HOTEL	W19/F04	33.4	33.4	0	0.0%	33.4	33.4	0	0.0%	92.2	92.2	0.0	0.0%	N/A	N/A	N/A	N/A	N/A	N/A	N/A	N/A	N/A	N/A	N/A	N/A
F05	R1	COMMERCIAL	HOTEL	W1/F05	13.4	6.8	6.6	49.3%	20	9	11	55.0%	99.9	27.9	10.8	72.1%	35	14	25	8	28.6%	42.9%	53	20	28	8	47.2%	60.0%
			HOTEL	W2/F05	24	10.4	13.6	56.7%									52	20	27	8	48.1%	60.0%						
	R2 (3)	COMMERCIAL	HOTEL	W3/F05	30.5	16.6	13.9	45.6%	30.5	16.6	13.9	45.6%	96.4	67.1	6.0	30.4%	60	20	35	8	41.7%	60.0%	60	20	35	8	41.7%	60.0%
	R3 (3)	COMMERCIAL	HOTEL	W4/F05	34.4	20	14.4	41.9%	34.4	20	14.4	41.9%	99.8	50.7	8.4	49.2%	67	21	39	9	41.8%	57.1%	67	21	39	9	41.8%	57.1%
	R4 (3)	COMMERCIAL	HOTEL	W5/F05	35.1	20.4	14.7	41.9%	35.1	20.4	14.7	41.9%	99.8	47.4	8.9	52.5%	67	20	39	8	41.8%	60.0%	67	20	39	8	41.8%	60.0%
	R5	COMMERCIAL	HOTEL	W6/F05	35.4	20.5	14.9	42.1%	35.4	20.5	14.9	42.1%	99.6	30.9	9.3	69.0%	68	21	39	9	42.6%	57.1%	68	21	39	9	42.6%	57.1%
	R6 (3)	COMMERCIAL	HOTEL	W7/F05	35.6	20.3	15.3	43.0%	35.6	20.3	15.3	43.0%	99.8	45.1	9.3	54.8%	66	20	38	8	42.4%	60.0%	66	20	38	8	42.4%	60.0%
	R7	COMMERCIAL	HOTEL	W8/F05	35.7	20.3	15.4	43.1%	35.7	20.3	15.4	43.1%	99.5	31.6	9.8	68.2%	66	21	36	8	45.5%	61.9%	66	21	36	8	45.5%	61.9%
	R8	COMMERCIAL	HOTEL	W9/F05	35.3	19.8	15.5	43.9%	35.3	19.8	15.5	43.9%	99.5	33.2	9.2	66.6%	63	18	34	6	46.0%	66.7%	63	18	34	6	46.0%	66.7%
	R9	COMMERCIAL	HOTEL	W10/F05	35.4	19.9	15.5	43.8%	35.4	19.9	15.5	43.8%	99.5	31.9	9.8	67.9%	63	18	37	8	41.3%	55.6%	63	18	37	8	41.3%	55.6%
	R10 (3)	COMMERCIAL	HOTEL	W11/F05	35.9	20.4	15.5	43.2%	35.9	20.4	15.5	43.2%	99.1	37.9	10.5	61.7%	63	19	36	8	42.9%	57.9%	63	19	36	8	42.9%	57.9%
	R11 (3)	COMMERCIAL	HOTEL	W12/F05	35.9	20.7	15.2	42.3%	35.9	20.7	15.2	42.3%	98.4	43.2	11.8	56.1%	63	19	37	10	41.3%	47.4%	63	19	37	10	41.3%	47.4%
	R12 (3)	COMMERCIAL	HOTEL	W13/F05	35.7	20.9	14.8	41.5%	35.7	20.9	14.8	41.5%	97	54.4	10.6	43.9%	64	20	35	10	45.3%	50.0%	64	20	35	10	45.3%	50.0%

(1) KITCHEN SMALLER THAN 13m2

(2) INC\HZ = SKY COMPONENT (INCLINED\HORIZONTAL WINDOWS)

(3) SINGLE ASPECT ROOM DEEPER THAN 5m

					VSC (WINDOW)				VSC (ROOM)				NSL				APSH (WINDOW)						APSH (ROOM)					
FLOOR	ROOM	PROPERTY TYPE	ROOM USE	WINDOW	EX. %	PR. %	LOSS %	LOSS %	EX. %	PR. %	LOSS %	LOSS %	EX. %	PR. %	LOSS SQM	LOSS %	EX.		PR.		LOSS %		EX.		PR.		LOSS %	
																	ANNUAL	WINTER	ANNUAL	WINTER	ANNUAL	WINTER	ANNUAL	WINTER	ANNUAL	WINTER	ANNUAL	WINTER
	R13 (3)	COMMERCIAL	HOTEL	W14/F05	35.6	21.5	14.1	39.6%	35.6	21.5	14.1	39.6%	97.4	61	7.9	37.4%	64	20	38	11	40.6%	45.0%	64	20	38	11	40.6%	45.0%
	R14 (3)	COMMERCIAL	HOTEL	W15/F05	35.5	22	13.5	38.0%	19.1	12.4	6.7	35.1%	99.1	90.4	2.6	8.8%	63	20	37	12	41.3%	40.0%	63	20	37	12	41.3%	40.0%
			HOTEL	W16/F05	2.7	2.7	0	0.0%									5	0	5	0	0.0%	0.0%						
	R15 (3)	COMMERCIAL	HOTEL	W17/F05	33	20.4	12.6	38.2%	33.9	21.6	12.3	36.3%	99.1	90.9	2.5	8.3%	60	19	36	12	40.0%	36.8%	61	19	37	12	39.3%	36.8%
			HOTEL	W18/F05	34.8	22.7	12.1	34.8%									61	19	37	12	39.3%	36.8%						
	R16	COMMERCIAL	HOTEL	W19/F05	37.5	37.5	0	0.0%	37.5	37.5	0	0.0%	97.8	97.8	0.0	0.0%	N/A	N/A	N/A	N/A	N/A	N/A	N/A	N/A	N/A	N/A	N/A	N/A
10-18 LONDON BRIDGE STREET (CONTINUED)																												
F06	R1 (3)	COMMERCIAL	HOTEL	W1/F06	28.9	14.8	14.1	48.8%	28.9	14.8	14.1	48.8%	98.7	55.6	13.3	43.7%	55	22	31	9	43.6%	59.1%	55	22	31	9	43.6%	59.1%
	R2 (3)	COMMERCIAL	HOTEL	W2/F06	36.6	21.9	14.7	40.2%	36.6	21.9	14.7	40.2%	98	56.6	12.0	42.2%	69	22	43	10	37.7%	54.5%	69	22	43	10	37.7%	54.5%
	R3 (3)	COMMERCIAL	HOTEL	W3/F06	36.8	21.9	14.9	40.5%	36.8	21.9	14.9	40.5%	100	51.5	10.7	48.5%	68	22	41	10	39.7%	54.5%	68	22	41	10	39.7%	54.5%
	R4 (3)	COMMERCIAL	HOTEL	W4/F06	35	19.9	15.1	43.1%	35	19.9	15.1	43.1%	99.3	39.8	11.1	60.0%	58	19	31	7	46.6%	63.2%	58	19	31	7	46.6%	63.2%
	R5	COMMERCIAL	HOTEL	W5/F06	36.5	21	15.5	42.5%	36.5	21	15.5	42.5%	99.4	31.3	9.9	68.5%	66	20	40	10	39.4%	50.0%	66	20	40	10	39.4%	50.0%
	R6 (3)	COMMERCIAL	HOTEL	W6/F06	33.9	18.9	15	44.2%	33.9	18.9	15	44.2%	97.8	54.7	11.9	44.1%	59	19	33	8	44.1%	57.9%	59	19	33	8	44.1%	57.9%
	R7 (3)	COMMERCIAL	HOTEL	W7/F06	36.3	21.8	14.5	39.9%	36.3	21.8	14.5	39.9%	96.6	65.7	10.8	32.0%	64	20	36	10	43.8%	50.0%	64	20	36	10	43.8%	50.0%
	R8 (3)	COMMERCIAL	HOTEL	W8/F06	36	22.4	13.6	37.8%	36	22.4	13.6	37.8%	96.9	70.1	8.5	27.7%	64	20	38	11	40.6%	45.0%	64	20	38	11	40.6%	45.0%
	R9 (3)	COMMERCIAL	HOTEL	W9/F06	35.8	23	12.8	35.8%	35.8	23	12.8	35.8%	97.9	74.7	6.3	23.7%	61	19	37	12	39.3%	36.8%	61	19	37	12	39.3%	36.8%
6 LONDON BRIDGE STREET																												
F01	R1	RESIDENTIAL	UNKNOWN-RESI	W1/F01	5.1	3.8	1.3	25.5%	5.1	3.8	1.3	25.5%	26.1	25.4	0.1	2.7%	7	0	4	0	42.9%	0.0%	7	0	4	0	42.9%	0.0%
	R2	RESIDENTIAL	UNKNOWN-RESI	W2/F01	8.8	7.8	1	11.4%	8.8	7.8	1	11.4%	9.6	9.6	0.0	0.1%	18	1	16	1	11.1%	0.0%	18	1	16	1	11.1%	0.0%
	R3	RESIDENTIAL	UNKNOWN-RESI	W3/F01	9.9	8.9	1	10.1%	9.9	8.9	1	10.1%	18.2	18.2	0.0	0.0%	19	2	17	2	10.5%	0.0%	19	2	17	2	10.5%	0.0%
F02	R1	RESIDENTIAL	UNKNOWN-RESI	W1/F02	7.6	4.9	2.7	35.5%	7.6	4.9	2.7	35.5%	47.9	45.9	0.3	4.2%	13	0	7	0	46.2%	0.0%	13	0	7	0	46.2%	0.0%
	R2	RESIDENTIAL	UNKNOWN-RESI	W2/F02	11.7	9.6	2.1	17.9%	11.7	9.6	2.1	17.9%	32.8	32.7	0.0	0.4%	26	1	20	1	23.1%	0.0%	26	1	20	1	23.1%	0.0%
	R3	RESIDENTIAL	UNKNOWN-RESI	W3/F02	12.8	10.8	2	15.6%	12.8	10.8	2	15.6%	36	36	0.0	0.1%	26	2	20	2	23.1%	0.0%	26	2	20	2	23.1%	0.0%
F03	R1	RESIDENTIAL	UNKNOWN-RESI	W1/F03	11.1	6.6	4.5	40.5%	11.1	6.6	4.5	40.5%	51.5	48.6	0.4	5.7%	22	3	11	0	50.0%	100.0%	22	3	11	0	50.0%	100.0%
	R2	RESIDENTIAL	UNKNOWN-RESI	W2/F03	16.6	12.5	4.1	24.7%	16.6	12.5	4.1	24.7%	50.4	50	0.1	0.8%	36	3	27	2	25.0%	33.3%	36	3	27	2	25.0%	33.3%
	R3	RESIDENTIAL	UNKNOWN-RESI	W3/F03	17.7	13.7	4	22.6%	17.7	13.7	4	22.6%	50.7	50.5	0.0	0.5%	37	2	29	2	21.6%	0.0%	37	2	29	2	21.6%	0.0%
F04	R1	RESIDENTIAL	UNKNOWN-RESI	W1/F04	18.9	11.8	7.1	37.6%	18.9	11.8	7.1	37.6%	90.2	80.4	1.3	10.6%	41	9	25	1	39.0%	88.9%	41	9	25	1	39.0%	88.9%
	R2	RESIDENTIAL	UNKNOWN-RESI	W2/F04	24.3	17.1	7.2	29.6%	24.3	17.1	7.2	29.6%	80.7	78.9	0.3	2.3%	51	10	36	3	29.4%	70.0%	51	10	36	3	29.4%	70.0%
	R3	RESIDENTIAL	UNKNOWN-RESI	W3/F04	25	17.9	7.1	28.4%	25	17.9	7.1	28.4%	81	78.9	0.3	2.7%	52	8	38	2	26.9%	75.0%	52	8	38	2	26.9%	75.0%
ST THOMAS CHURCH																												
F02	R1	RESIDENTIAL	KITCHEN-RESI	W1/F02 (dup.)	31.6	28	3.6	11.4%	25.4	16.4	9	35.4%	100	100	0.0	0.0%	32	7	17	4	46.9%	71.4%	85	26	41	7	51.8%	73.1%
			KITCHEN-RESI	W2/F02 (dup.)	35.5	8.8	26.7	75.2%									77	25	28	4	63.6%	84.0%						
			KITCHEN-RESI	W3/F02 (dup.)	22.2	16.7	5.5	24.8%									45	17	20	5	55.6%	70.6%						
			KITCHEN-RESI	W4/F02 (dup.)	12.1	12.1	0	0.0%									5	0	5	0	0.0%	N/A						
F03	R1	RESIDENTIAL	LIVING ROOM	W1/F02	31.6	28	3.6	11.4%	25.4	16.4	9	35.4%	99.1	98	0.2	1.1%	32	7	17	4	46.9%	71.4%	85	26	41	7	51.8%	73.1%
			LIVING ROOM	W2/F02	35.5	8.8	26.7	75.2%									77	25	28	4	63.6%	84.0%						
ST THOMAS CHURCH (CONTINUED)																												
			LIVING ROOM	W3/F02	22.2	16.7	5.5	24.8%									45	17	20	5	55.6%	70.6%						
			LIVING ROOM	W4/F02	12.1	12.1	0	0.0%									5	0	5	0	0.0%	N/A						
F04	R1	RESIDENTIAL	LIVING ROOM	W1/F04 (dup.)	37.8	34.1	3.7	9.8%	30.2	20.8	9.4	31.1%	100	100	0.0	0.0%	32	7	17	4	46.9%	71.4%	85	26	41	7	51.8%	73.1%
			LIVING ROOM	W2/F04 (dup.)	36.9	8.8	28.1	76.2%									78	26	28	4	64.1%	84.6%						
			LIVING ROOM	W3/F04 (dup.)	23.1	17.6	5.5	23.8%									43	17	21	5	51.2%	70.6%						
			LIVING ROOM	W4/F04 (dup.)	22.9	22.9	0	0.0%									5	0	5	0	0.0%	N/A						

(1) KITCHEN SMALLER THAN 13m2

(2) INC\HZ = SKY COMPONENT (INCLINED\HORIZONTAL WINDOWS)

(3) SINGLE ASPECT ROOM DEEPER THAN 5m

					VSC (WINDOW)				VSC (ROOM)				NSL				APSH (WINDOW)						APSH (ROOM)					
FLOOR	ROOM	PROPERTY TYPE	ROOM USE	WINDOW	EX. %	PR. %	LOSS %	LOSS %	EX. %	PR. %	LOSS %	LOSS %	EX. %	PR. %	LOSS SQM	LOSS %	EX.		PR.		LOSS %		EX.		PR.		LOSS %	
																	ANNUAL	WINTER	ANNUAL	WINTER	ANNUAL	WINTER	ANNUAL	WINTER	ANNUAL	WINTER	ANNUAL	WINTER
F05	R1	RESIDENTIAL	BEDROOM	W1/F04	37.8	34.1	3.7	9.8%	30.2	20.8	9.4	31.1%	100	99.9	0.0	0.1%	32	7	17	2	46.9%	71.4%	85	26	41	7	51.8%	73.1%
			BEDROOM	W2/F04	36.9	8.8	28.1	76.2%									78	26	28	4	64.1%	84.6%						
			BEDROOM	W3/F04	23.1	17.6	5.5	23.8%									43	17	21	5	51.2%	70.6%						
			BEDROOM	W4/F04	22.9	22.9	0	0.0%									0	0	0	0	N/A	N/A						
GUYS HOSPITAL (CHAPEL)																												
F00	R1	RELIGIOUS	RELIGIOUS	W1/F00	11.8	2.3	9.5	80.5%	13.7	12.9	0.8	5.8%	47.1	42.5	11.0	9.7%	0	0	0	0	0.0%	0.0%	33	9	33	9	0.0%	0.0%
			RELIGIOUS	W23/F00	13.2	13.2	0	0.0%									24	2	24	2	0.0%	0.0%						
			RELIGIOUS	W24/F00	13.6	13.6	0	0.0%									27	5	27	5	0.0%	0.0%						
			RELIGIOUS	W25/F00	14.2	14.2	0	0.0%									29	7	29	7	0.0%	0.0%						
			RELIGIOUS	W26/F00	14.3	14.3	0	0.0%									28	7	28	7	0.0%	0.0%						
	R4 (3)	RELIGIOUS	RELIGIOUS	W8/F00	3	0.9	2.1	70.0%	3	0.9	2.1	70.0%	5.8	1.6	0.9	72.8%	N/A	N/A	N/A	N/A	N/A	N/A	N/A	N/A	N/A	N/A	N/A	N/A
	R5 (3)	RELIGIOUS	RELIGIOUS	W9/F00	3	0.9	2.1	70.0%	3	0.9	2.1	70.0%	6.1	1.7	1.1	71.6%	N/A	N/A	N/A	N/A	N/A	N/A	N/A	N/A	N/A	N/A	N/A	N/A
	R6 (3)	RELIGIOUS	RELIGIOUS	W10/F00	2.9	1	1.9	65.5%	2.9	1	1.9	65.5%	7.4	2	1.5	72.4%	N/A	N/A	N/A	N/A	N/A	N/A	N/A	N/A	N/A	N/A	N/A	N/A
			RELIGIOUS	W11/F00	2.9	1	1.9	65.5%									N/A	N/A	N/A	N/A	N/A	N/A						
F02	R1	RELIGIOUS	RELIGIOUS	W3/F02	20	5.1	14.9	74.5%	17.9	10.3	7.6	42.5%	90.4	72.5	27.0	19.8%					N/A	N/A	69	21	65	21	5.8%	0.0%
			RELIGIOUS	W4/F02	19.6	4.9	14.7	75.0%									17	3	18	3	5.9%	0.0%						
			RELIGIOUS	W5/F02	18.9	5	13.9	73.5%									18	4	18	4	0.0%	0.0%						
			RELIGIOUS	W6/F02	18.4	5.3	13.1	71.2%									18	2	18	2	11.1%	0.0%						
			RELIGIOUS	W7/F02	17.9	5.7	12.2	68.2%									31	7	31	7	0.0%	0.0%						
			RELIGIOUS	W18/F02	16.4	16.4	0	0.0%									39	11	39	11	0.0%	0.0%						
			RELIGIOUS	W19/F02	16.6	16.6	0	0.0%									38	13	38	13	0.0%	0.0%						
			RELIGIOUS	W20/F02	16.7	16.7	0	0.0%									36	12	36	12	0.0%	0.0%						
			RELIGIOUS	W21/F02	16.7	16.7	0	0.0%									39	13	39	13	0.0%	0.0%						
			RELIGIOUS	W22/F02	16.6	16.6	0	0.0%									39	14	39	14	0.0%	0.0%						
GUYS HOSPITAL (CHAPEL) (CONTINUED)																												
F03	R1	RELIGIOUS	RELIGIOUS	W1/F03	16.8	16.8	0	0.0%	21.7	13	8.7	40.1%	94	75.5	44.3	19.6%	39	18	39	18	0.0%	0.0%	77	22	74	22	3.9%	0.0%
			RELIGIOUS	W2/F03	17.5	17.5	0	0.0%									39	16	39	16	0.0%	0.0%						
			RELIGIOUS	W3/F03	17.7	17.7	0	0.0%									39	15	39	15	0.0%	0.0%						
			RELIGIOUS	W4/F03	17.6	17.6	0	0.0%									39	15	39	15	0.0%	0.0%						
			RELIGIOUS	W5/F03	17.1	17.1	0	0.0%									37	14	37	14	0.0%	0.0%						
			RELIGIOUS	W16/F03	27	6	21	77.8%									20	3	17	3	15.0%	0.0%						
			RELIGIOUS	W17/F03	26.1	5.9	20.2	77.4%									25	4	21	4	16.0%	0.0%						
			RELIGIOUS	W18/F03	25.2	6.3	18.9	75.0%									22	4	18	3	18.2%	25.0%						
			RELIGIOUS	W19/F03	24.7	6.9	17.8	72.1%									21	4	18	4	14.3%	0.0%						
			RELIGIOUS	W20/F03	24.7	7.8	16.9	68.4%									21	2	18	2	14.3%	0.0%						
			RELIGIOUS	W21/F03	23.6	23.3	0.3	1.3%									46	10	44	10	4.3%	0.0%						
			RELIGIOUS	W22/F03	18.6	18	0.6	3.2%									33	5	30	5	9.1%	0.0%						
GUYS CAMPUS (SOUTHWARK WING)																												
F00	R1	HEALTHCARE	HEALTHCARE	W1/F00	7.5	7.5	0	0.0%	9.1	9.1	0	0.0%	98.5	98.5	0.0	0.0%	N/A	N/A	N/A	N/A	N/A	N/A	N/A	N/A	N/A	N/A	N/A	N/A
			HEALTHCARE	W2/F00	7.7	7.7	0	0.0%									N/A	N/A	N/A	N/A	N/A	N/A						
			HEALTHCARE	W3/F00	7.8	7.8	0	0.0%									N/A	N/A	N/A	N/A	N/A	N/A						
			HEALTHCARE	W4/F00	10.8	10.8	0	0.0%									N/A	N/A	N/A	N/A	N/A	N/A						
			HEALTHCARE	W5/F00	10.4	10.4	0	0.0%									N/A	N/A	N/A	N/A	N/A	N/A						

(1) KITCHEN SMALLER THAN 13m2

(2) INC\HZ = SKY COMPONENT (INCLINED\HORIZONTAL WINDOWS)

(3) SINGLE ASPECT ROOM DEEPER THAN 5m

					VSC (WINDOW)				VSC (ROOM)				NSL				APSH (WINDOW)						APSH (ROOM)					
FLOOR	ROOM	PROPERTY TYPE	ROOM USE	WINDOW	EX. %	PR. %	LOSS	LOSS %	EX. %	PR. %	LOSS	LOSS %	EX. %	PR. %	LOSS SQM	LOSS %	EX.		PR.		LOSS %		EX.		PR.		LOSS %	
																	ANNUAL	WINTER	ANNUAL	WINTER	ANNUAL	WINTER	ANNUAL	WINTER	ANNUAL	WINTER	ANNUAL	WINTER
			HEALTHCARE	W6/F00	10.5	10.4	0.1	1.0%									N/A	N/A	N/A	N/A	N/A	N/A						
	R2 (3)	HEALTHCARE	HEALTHCARE	W7/F00	10.7	10.6	0.1	0.9%	10.8	10.8	0	0.0%	25.4	25.3	0.0	0.4%	N/A	N/A	N/A	N/A	N/A	N/A	N/A	N/A	N/A	N/A	N/A	N/A
			HEALTHCARE	W8/F00	10.8	10.8	0	0.0%									N/A	N/A	N/A	N/A	N/A	N/A						
			HEALTHCARE	W9/F00	10.9	10.9	0	0.0%									N/A	N/A	N/A	N/A	N/A	N/A						
	R3 (3)	HEALTHCARE	HEALTHCARE	W10/F00	11.1	11.1	0	0.0%	11.1	11.1	0	0.0%	25.4	25.3	0.0	0.2%	N/A	N/A	N/A	N/A	N/A	N/A	N/A	N/A	N/A	N/A	N/A	N/A
			HEALTHCARE	W11/F00	11.2	11.2	0	0.0%									N/A	N/A	N/A	N/A	N/A	N/A						
			HEALTHCARE	W12/F00	11	10.9	0.1	0.9%									N/A	N/A	N/A	N/A	N/A	N/A						
	R4 (3)	HEALTHCARE	HEALTHCARE	W13/F00	11.2	11.2	0	0.0%	11.2	11.2	0	0.0%	24.2	24.1	0.0	0.6%	N/A	N/A	N/A	N/A	N/A	N/A	N/A	N/A	N/A	N/A	N/A	N/A
			HEALTHCARE	W14/F00	11.3	11.3	0	0.0%									N/A	N/A	N/A	N/A	N/A	N/A						
	R5 (3)	HEALTHCARE	HEALTHCARE	W15/F00	11.3	11.3	0	0.0%	11.4	11.4	0	0.0%	22.1	21.9	0.1	0.9%	N/A	N/A	N/A	N/A	N/A	N/A	N/A	N/A	N/A	N/A	N/A	N/A
			HEALTHCARE	W16/F00	11.5	11.5	0	0.0%									N/A	N/A	N/A	N/A	N/A	N/A						
	R6	HEALTHCARE	HEALTHCARE	W17/F00	11.5	11.5	0	0.0%	15.6	15.6	0	0.0%	98.6	98.6	0.0	0.0%	35	8	35	8	0.0%	0.0%	32	8	32	8	0.0%	0.0%
GUYS CAMPUS (SOUTHWARK WING) (CONTINUED)																												
			HEALTHCARE	W18/F00	11.7	11.7	0	0.0%									34	8	34	8	0.0%	0.0%						
			HEALTHCARE	W19/F00	18.1	18.1	0	0.0%									30	7	30	7	0.0%	0.0%						
			HEALTHCARE	W20/F00	18.3	18.3	0	0.0%									30	7	30	7	0.0%	0.0%						
			HEALTHCARE	W21/F00	18.4	18.4	0	0.0%									29	7	29	7	0.0%	0.0%						
F01	R1	HEALTHCARE	HEALTHCARE	W1/F01	8.2	8.2	0	0.0%	11.9	11.5	0.4	3.4%	99	99	0.0	0.0%	N/A	N/A	N/A	N/A	N/A	N/A	N/A	N/A	N/A	N/A	N/A	N/A
			HEALTHCARE	W2/F01	8.4	8.4	0	0.0%									N/A	N/A	N/A	N/A	N/A	N/A						
			HEALTHCARE	W3/F01	8.5	8.5	0	0.0%									N/A	N/A	N/A	N/A	N/A	N/A						
			HEALTHCARE	W4/F01	15.6	14.8	0.8	5.1%									N/A	N/A	N/A	N/A	N/A	N/A						
			HEALTHCARE	W5/F01	15.4	14.6	0.8	5.2%									N/A	N/A	N/A	N/A	N/A	N/A						
			HEALTHCARE	W6/F01	15.5	14.7	0.8	5.2%									N/A	N/A	N/A	N/A	N/A	N/A						
	R2 (3)	HEALTHCARE	HEALTHCARE	W7/F01	15.8	15	0.8	5.1%	16.1	15.2	0.9	5.6%	40.8	40.5	0.1	0.7%	N/A	N/A	N/A	N/A	N/A	N/A	N/A	N/A	N/A	N/A	N/A	N/A
			HEALTHCARE	W8/F01	16.1	15.3	0.8	5.0%									N/A	N/A	N/A	N/A	N/A	N/A						
			HEALTHCARE	W9/F01	16.3	15.4	0.9	5.5%									N/A	N/A	N/A	N/A	N/A	N/A						
	R3 (3)	HEALTHCARE	HEALTHCARE	W10/F01	16.5	15.7	0.8	4.8%	16.6	15.8	0.8	4.8%	40.8	40.6	0.1	0.5%	N/A	N/A	N/A	N/A	N/A	N/A	N/A	N/A	N/A	N/A	N/A	N/A
			HEALTHCARE	W11/F01	16.7	15.9	0.8	4.8%									N/A	N/A	N/A	N/A	N/A	N/A						
			HEALTHCARE	W12/F01	16.5	15.7	0.8	4.8%									N/A	N/A	N/A	N/A	N/A	N/A						
	R4 (3)	HEALTHCARE	HEALTHCARE	W13/F01	17	16.2	0.8	4.7%	17.1	16.3	0.8	4.7%	38.2	37.9	0.1	0.6%	N/A	N/A	N/A	N/A	N/A	N/A	N/A	N/A	N/A	N/A	N/A	N/A
			HEALTHCARE	W14/F01	17.2	16.4	0.8	4.7%									N/A	N/A	N/A	N/A	N/A	N/A						
	R5 (3)	HEALTHCARE	HEALTHCARE	W15/F01	17.3	16.4	0.9	5.2%	17.3	16.4	0.9	5.2%	40.3	40	0.1	0.9%	N/A	N/A	N/A	N/A	N/A	N/A	N/A	N/A	N/A	N/A	N/A	N/A
			HEALTHCARE	W16/F01	17.3	16.4	0.9	5.2%									N/A	N/A	N/A	N/A	N/A	N/A						
	R6	HEALTHCARE	HEALTHCARE	W17/F01	17.6	16.8	0.8	4.5%	19.7	19.4	0.3	1.5%	98.7	98.7	0.0	0.0%	17	4	17	4	0.0%	0.0%	39	10	39	10	0.0%	0.0%
			HEALTHCARE	W18/F01	17.7	17	0.7	4.0%									37	10	37	10	0.0%	0.0%						
			HEALTHCARE	W19/F01	21	21	0	0.0%									37	10	37	10	0.0%	0.0%						
			HEALTHCARE	W20/F01	21.1	21.1	0	0.0%									37	10	37	10	0.0%	0.0%						
			HEALTHCARE	W21/F01	21.1	21.1	0	0.0%									36	9	36	9	0.0%	0.0%						
F02	R1	HEALTHCARE	HEALTHCARE	W1/F02	7.8	7.8	0	0.0%	14.7	13.5	1.2	8.2%	99	99	0.0	0.0%	N/A	N/A	N/A	N/A	N/A	N/A	N/A	N/A	N/A	N/A	N/A	N/A
			HEALTHCARE	W2/F02	8.1	8.1	0	0.0%									N/A	N/A	N/A	N/A	N/A	N/A						
			HEALTHCARE	W3/F02	8.3	8.2	0.1	1.2%									N/A	N/A	N/A	N/A	N/A	N/A						
			HEALTHCARE	W4/F02	21.2	18.9	2.3	10.8%									N/A	N/A	N/A	N/A	N/A	N/A						
			HEALTHCARE	W5/F02	21.2	18.9	2.3	10.8%									N/A	N/A	N/A	N/A	N/A	N/A						
			HEALTHCARE	W6/F02	21.5	19.1	2.4	11.2%									N/A	N/A	N/A	N/A	N/A	N/A						
GUYS CAMPUS (SOUTHWARK WING) (CONTINUED)																												

(1) KITCHEN SMALLER THAN 13m2

(2) INC\HZ = SKY COMPONENT (INCLINED\HORIZONTAL WINDOWS)

(3) SINGLE ASPECT ROOM DEEPER THAN 5m

					VSC (WINDOW)				VSC (ROOM)				NSL				APSH (WINDOW)						APSH (ROOM)					
FLOOR	ROOM	PROPERTY TYPE	ROOM USE	WINDOW	EX. %	PR. %	LOSS	LOSS %	EX. %	PR. %	LOSS	LOSS %	EX. %	PR. %	LOSS SQM	LOSS %	EX.		PR.		LOSS %		EX.		PR.		LOSS %	
																	ANNUAL	WINTER	ANNUAL	WINTER	ANNUAL	WINTER	ANNUAL	WINTER	ANNUAL	WINTER	ANNUAL	WINTER
	R2 (3)	HEALTHCARE	HEALTHCARE	W7/F02	22	19.6	2.4	10.9%	22.3	19.9	2.4	10.8%	84.4	83.3	0.5	1.3%	N/A	N/A	N/A	N/A	N/A	N/A	N/A	N/A	N/A	N/A	N/A	N/A
			HEALTHCARE	W8/F02	22.3	19.9	2.4	10.8%									N/A	N/A	N/A	N/A	N/A	N/A						
			HEALTHCARE	W9/F02	22.6	20.2	2.4	10.6%									N/A	N/A	N/A	N/A	N/A	N/A						
	R3 (3)	HEALTHCARE	HEALTHCARE	W10/F02	23	20.6	2.4	10.4%	23.2	20.8	2.4	10.3%	84.4	83.5	0.4	1.1%	N/A	N/A	N/A	N/A	N/A	N/A	N/A	N/A	N/A	N/A	N/A	N/A
			HEALTHCARE	W11/F02	23.3	20.9	2.4	10.3%									N/A	N/A	N/A	N/A	N/A	N/A						
			HEALTHCARE	W12/F02	23.4	21	2.4	10.3%									N/A	N/A	N/A	N/A	N/A	N/A						
	R4 (3)	HEALTHCARE	HEALTHCARE	W13/F02	24.8	22.4	2.4	9.7%	24.8	22.4	2.4	9.7%	70.9	65.9	1.3	7.0%	N/A	N/A	N/A	N/A	N/A	N/A	N/A	N/A	N/A	N/A	N/A	N/A
	R5 (3)	HEALTHCARE	HEALTHCARE	W14/F02	25	22.6	2.4	9.6%	25	22.6	2.4	9.6%	80.6	79.5	0.4	1.4%	N/A	N/A	N/A	N/A	N/A	N/A	N/A	N/A	N/A	N/A	N/A	N/A
			HEALTHCARE	W15/F02	25	22.7	2.3	9.2%									N/A	N/A	N/A	N/A	N/A	N/A						
	R6	HEALTHCARE	HEALTHCARE	W16/F02	25.7	23.4	2.3	8.9%	24.2	23.6	0.6	2.5%	98.8	98.8	0.0	0.0%							44	13	44	13	0.0%	0.0%
			HEALTHCARE	W17/F02	23.9	23.9	0	0.0%									41	11	41	11	0.0%	0.0%						
			HEALTHCARE	W18/F02	23.7	23.7	0	0.0%									43	12	43	12	0.0%	0.0%						
			HEALTHCARE	W19/F02	23.5	23.5	0	0.0%									42	13	42	13	0.0%	0.0%						
F03	R1	HEALTHCARE	HEALTHCARE	W1/F03	7.5	7.5	0	0.0%	17.5	15.5	2	11.4%	99.3	99.3	0.0	0.0%	N/A	N/A	N/A	N/A	N/A	N/A	N/A	N/A	N/A	N/A	N/A	N/A
			HEALTHCARE	W2/F03	8	8	0	0.0%									N/A	N/A	N/A	N/A	N/A	N/A						
			HEALTHCARE	W3/F03	7.9	7.9	0	0.0%									N/A	N/A	N/A	N/A	N/A	N/A						
			HEALTHCARE	W4/F03	26.7	22.7	4	15.0%									N/A	N/A	N/A	N/A	N/A	N/A						
			HEALTHCARE	W5/F03	27.4	23.4	4	14.6%									N/A	N/A	N/A	N/A	N/A	N/A						
			HEALTHCARE	W6/F03	27.6	23.5	4.1	14.9%									N/A	N/A	N/A	N/A	N/A	N/A						
	R2 (3)	HEALTHCARE	HEALTHCARE	W7/F03	28.4	24.3	4.1	14.4%	28.8	24.8	4	13.9%	99.1	99.1	0.0	0.0%	N/A	N/A	N/A	N/A	N/A	N/A	N/A	N/A	N/A	N/A	N/A	N/A
			HEALTHCARE	W8/F03	28.9	24.9	4	13.8%									N/A	N/A	N/A	N/A	N/A	N/A						
			HEALTHCARE	W9/F03	29.1	25.1	4	13.7%									N/A	N/A	N/A	N/A	N/A	N/A						
	R3 (3)	HEALTHCARE	HEALTHCARE	W10/F03	29.6	25.6	4	13.5%	29.2	25.2	4	13.7%	99.2	99.2	0.0	0.0%	N/A	N/A	N/A	N/A	N/A	N/A	N/A	N/A	N/A	N/A	N/A	N/A
			HEALTHCARE	W11/F03	29.9	25.9	4	13.4%									N/A	N/A	N/A	N/A	N/A	N/A						
			HEALTHCARE	W12/F03	28	24	4	14.3%									N/A	N/A	N/A	N/A	N/A	N/A						
	R4 (3)	HEALTHCARE	HEALTHCARE	W13/F03	32.8	28.7	4.1	12.5%	32.9	28.8	4.1	12.5%	99.7	99.7	0.0	0.0%	N/A	N/A	N/A	N/A	N/A	N/A	N/A	N/A	N/A	N/A	N/A	N/A
			HEALTHCARE	W14/F03	33	28.9	4.1	12.4%									N/A	N/A	N/A	N/A	N/A	N/A						
	R5 (3)	HEALTHCARE	HEALTHCARE	W15/F03	32.7	28.6	4.1	12.5%	32.8	28.6	4.2	12.8%	99.6	99.6	0.0	0.0%	N/A	N/A	N/A	N/A	N/A	N/A	N/A	N/A	N/A	N/A	N/A	N/A
			HEALTHCARE	W16/F03	32.8	28.7	4.1	12.5%									N/A	N/A	N/A	N/A	N/A	N/A						
	R6	HEALTHCARE	HEALTHCARE	W17/F03	33.6	29.5	4.1	12.2%	29	27.4	1.6	5.5%	99.5	99.5	0.0	0.0%							50	15	50	15	0.0%	0.0%
			HEALTHCARE	W18/F03	33.8	29.7	4.1	12.1%									33	7	33	7	0.0%	0.0%						
GUYS CAMPUS (SOUTHWARK WING) (CONTINUED)																												
			HEALTHCARE	W19/F03	26.4	26.4	0	0.0%									50	15	50	15	0.0%	0.0%						
			HEALTHCARE	W20/F03	25.9	25.9	0	0.0%									49	14	49	14	0.0%	0.0%						
			HEALTHCARE	W21/F03	25.3	25.3	0	0.0%									47	14	47	14	0.0%	0.0%						
F04	R1	HEALTHCARE	HEALTHCARE	W1/F04	7.7	7.7	0	0.0%	18.2	16.4	1.8	9.9%	99.3	99.3	0.0	0.0%	N/A	N/A	N/A	N/A	N/A	N/A	N/A	N/A	N/A	N/A	N/A	N/A
			HEALTHCARE	W2/F04	8	8	0	0.0%									N/A	N/A	N/A	N/A	N/A	N/A						
			HEALTHCARE	W3/F04	8.4	8.4	0	0.0%									N/A	N/A	N/A	N/A	N/A	N/A						
			HEALTHCARE	W4/F04	28.3	24.6	3.7	13.1%									N/A	N/A	N/A	N/A	N/A	N/A						
			HEALTHCARE	W5/F04	28.5	24.7	3.8	13.3%									N/A	N/A	N/A	N/A	N/A	N/A						
			HEALTHCARE	W6/F04	28.3	24.6	3.7	13.1%									N/A	N/A	N/A	N/A	N/A	N/A						
	R2 (3)	HEALTHCARE	HEALTHCARE	W7/F04	27.2	23.4	3.8	14.0%	22.4	18.7	3.7	16.5%	99.2	99.2	0.0	0.0%	N/A	N/A	N/A	N/A	N/A	N/A	N/A	N/A	N/A	N/A	N/A	N/A
			HEALTHCARE	W8/F04	24.2	20.5	3.7	15.3%									N/A	N/A	N/A	N/A	N/A	N/A						
			HEALTHCARE	W9/F04	15.9	12.3	3.6	22.6%									N/A	N/A	N/A	N/A	N/A	N/A						
	R3	HEALTHCARE	HEALTHCARE	W10/F04	9.5	9.4	0.1	1.1%	17.1	15.8	1.3	7.6%	99.9	99.9	0.0	0.0%	N/A	N/A	N/A	N/A	N/A	N/A	N/A	N/A	N/A	N/A	N/A	N/A

(1) KITCHEN SMALLER THAN 13m2

(2) INC\HZ = SKY COMPONENT (INCLINED\HORIZONTAL WINDOWS)

(3) SINGLE ASPECT ROOM DEEPER THAN 5m

					VSC (WINDOW)				VSC (ROOM)				NSL				APSH (WINDOW)						APSH (ROOM)					
FLOOR	ROOM	PROPERTY TYPE	ROOM USE	WINDOW	EX. %	PR. %	LOSS	LOSS %	EX. %	PR. %	LOSS	LOSS %	EX. %	PR. %	LOSS SQM	LOSS %	EX.		PR.		LOSS %		EX.		PR.		LOSS %	
																	ANNUAL	WINTER	ANNUAL	WINTER	ANNUAL	WINTER	ANNUAL	WINTER	ANNUAL	WINTER	ANNUAL	WINTER
			HEALTHCARE	W11/F04	10.9	10.8	0.1	0.9%									N/A	N/A	N/A	N/A	N/A	N/A						
			HEALTHCARE	W12/F04	11.6	11.4	0.2	1.7%									N/A	N/A	N/A	N/A	N/A	N/A						
			HEALTHCARE	W13/F04	32.5	28.3	4.2	12.9%									N/A	N/A	N/A	N/A	N/A	N/A						
			HEALTHCARE	W14/F04	32.7	28.5	4.2	12.8%									N/A	N/A	N/A	N/A	N/A	N/A						
	R4 (3)	HEALTHCARE	HEALTHCARE	W15/F04	31.5	27.3	4.2	13.3%	31.6	27.4	4.2	13.3%	99.1	99.1	0.0	0.0%	N/A	N/A	N/A	N/A	N/A	N/A	N/A	N/A	N/A	N/A	N/A	N/A
			HEALTHCARE	W16/F04	31.7	27.5	4.2	13.2%									N/A	N/A	N/A	N/A	N/A	N/A						
	R5	HEALTHCARE	HEALTHCARE	W17/F04	33.3	29.1	4.2	12.6%	28.9	27.2	1.7	5.9%	99.5	99.5	0.0	0.0%	30	7	29	7	3.3%	0.0%	50	15	50	15	0.0%	0.0%
			HEALTHCARE	W18/F04	33.5	29.3	4.2	12.5%									50	15	50	15	0.0%	0.0%						
			HEALTHCARE	W19/F04	26.4	26.4	0	0.0%									50	15	50	15	0.0%	0.0%						
			HEALTHCARE	W20/F04	25.8	25.8	0	0.0%									50	15	50	15	0.0%	0.0%						
			HEALTHCARE	W21/F04	25.3	25.3	0	0.0%									47	14	47	14	0.0%	0.0%						
GUYS CAMPUS (TOWER WING)																												
F00	R1 (3)	HEALTHCARE	HEALTHCARE	W1/F00	15.6	15.5	0.1	0.6%	17	16.4	0.6	3.5%	61.8	59.4	0.8	3.8%	N/A	N/A	N/A	N/A	N/A	N/A	N/A	N/A	N/A	N/A	N/A	N/A
			HEALTHCARE	W2/F00	16.6	16.1	0.5	3.0%									N/A	N/A	N/A	N/A	N/A	N/A						
			HEALTHCARE	W3/F00	17.5	16.8	0.7	4.0%									N/A	N/A	N/A	N/A	N/A	N/A						
			HEALTHCARE	W4/F00	18.3	17.4	0.9	4.9%									N/A	N/A	N/A	N/A	N/A	N/A						
	R2 (3)	HEALTHCARE	HEALTHCARE	W5/F00	19.9	18.5	1.4	7.0%	20.2	18.8	1.4	6.9%	56.5	49.3	1.6	12.8%	N/A	N/A	N/A	N/A	N/A	N/A	N/A	N/A	N/A	N/A	N/A	N/A
GUYS CAMPUS (TOWER WING) (CONTINUED)																												
			HEALTHCARE	W6/F00	20.6	19	1.6	7.8%									N/A	N/A	N/A	N/A	N/A	N/A						
	R3	HEALTHCARE	HEALTHCARE	W7/F00	0.2	0.2	0	0.0%	3.1	2.2	0.9	29.0%	62.4	61.8	0.1	0.9%	N/A	N/A	N/A	N/A	N/A	N/A	N/A	N/A	N/A	N/A	N/A	N/A
			HEALTHCARE	W8/F00	0.2	0	0.2	100.0%									N/A	N/A	N/A	N/A	N/A	N/A						
			HEALTHCARE	W9/F00	6.2	4.4	1.8	29.0%									N/A	N/A	N/A	N/A	N/A	N/A						
	R4 (3)	HEALTHCARE	HEALTHCARE	W10/F00	0	0	0	-	7	6.4	0.6	8.6%	55.7	55.7	0.0	0.0%	N/A	N/A	N/A	N/A	N/A	N/A	N/A	N/A	N/A	N/A	N/A	N/A
			HEALTHCARE	W11/F00	3.1	2.6	0.5	16.1%									N/A	N/A	N/A	N/A	N/A	N/A						
			HEALTHCARE	W12/F00	7.8	7.2	0.6	7.7%									N/A	N/A	N/A	N/A	N/A	N/A						
			HEALTHCARE	W13/F00	8.5	7.9	0.6	7.1%									N/A	N/A	N/A	N/A	N/A	N/A						
			HEALTHCARE	W14/F00	8.5	8	0.5	5.9%									N/A	N/A	N/A	N/A	N/A	N/A						
			HEALTHCARE	W15/F00	7.8	7.3	0.5	6.4%									N/A	N/A	N/A	N/A	N/A	N/A						
	R5	HEALTHCARE	HEALTHCARE	W16/F00	9.3	8.9	0.4	4.3%	13.9	13.3	0.6	4.3%	64	63.9	0.0	0.1%	N/A	N/A	N/A	N/A	N/A	N/A	N/A	N/A	N/A	N/A	N/A	N/A
			HEALTHCARE	W17/F00	14.6	13.7	0.9	6.2%									N/A	N/A	N/A	N/A	N/A	N/A						
			HEALTHCARE	W18/F00	15.4	14.4	1	6.5%									N/A	N/A	N/A	N/A	N/A	N/A						
			HEALTHCARE	W19/F00	14	13.2	0.8	5.7%									N/A	N/A	N/A	N/A	N/A	N/A						
			HEALTHCARE	W20/F00	14.1	13.4	0.7	5.0%									N/A	N/A	N/A	N/A	N/A	N/A						
			HEALTHCARE	W21/F00	18.1	17.4	0.7	3.9%									N/A	N/A	N/A	N/A	N/A	N/A						
			HEALTHCARE	W22/F00	17.7	17	0.7	4.0%									N/A	N/A	N/A	N/A	N/A	N/A						
F01	R1 (3)	HEALTHCARE	HEALTHCARE	W1/F01	17.6	17.3	0.3	1.7%	19.3	18.6	0.7	3.6%	94.7	91.8	1.0	3.1%	N/A	N/A	N/A	N/A	N/A	N/A	N/A	N/A	N/A	N/A	N/A	N/A
			HEALTHCARE	W2/F01	18.8	18.2	0.6	3.2%									N/A	N/A	N/A	N/A	N/A	N/A						
			HEALTHCARE	W3/F01	19.9	19.1	0.8	4.0%									N/A	N/A	N/A	N/A	N/A	N/A						
			HEALTHCARE	W4/F01	21	19.8	1.2	5.7%									N/A	N/A	N/A	N/A	N/A	N/A						
	R2 (3)	HEALTHCARE	HEALTHCARE	W5/F01	22.9	21.2	1.7	7.4%	23.4	21.5	1.9	8.1%	94.8	91.1	0.7	3.9%	N/A	N/A	N/A	N/A	N/A	N/A	N/A	N/A	N/A	N/A	N/A	N/A
			HEALTHCARE	W6/F01	23.8	21.8	2	8.4%									N/A	N/A	N/A	N/A	N/A	N/A						
	R3	HEALTHCARE	HEALTHCARE	W7/F01	24.8	22.7	2.1	8.5%	24.8	22.7	2.1	8.5%	90.2	81.1	1.4	10.1%	N/A	N/A	N/A	N/A	N/A	N/A	N/A	N/A	N/A	N/A	N/A	N/A
	R4 (3)	HEALTHCARE	HEALTHCARE	W8/F01	27.2	25	2.2	8.1%	27.2	25	2.2	8.1%	97	95.5	0.4	1.5%	N/A	N/A	N/A	N/A	N/A	N/A	N/A	N/A	N/A	N/A	N/A	N/A
	R5 (3)	HEALTHCARE	HEALTHCARE	W9/F01	28.4	26.2	2.2	7.7%	28.4	26.2	2.2	7.7%	96.6	95.2	0.4	1.4%	N/A	N/A	N/A	N/A	N/A	N/A	N/A	N/A	N/A	N/A	N/A	N/A

(1) KITCHEN SMALLER THAN 13m2

(2) INC\HZ = SKY COMPONENT (INCLINED\HORIZONTAL WINDOWS)

(3) SINGLE ASPECT ROOM DEEPER THAN 5m

					VSC (WINDOW)				VSC (ROOM)				NSL				APSH (WINDOW)						APSH (ROOM)					
FLOOR	ROOM	PROPERTY TYPE	ROOM USE	WINDOW	EX. %	PR. %	LOSS	LOSS %	EX. %	PR. %	LOSS	LOSS %	EX. %	PR. %	LOSS SQM	LOSS %	EX.		PR.		LOSS %		EX.		PR.		LOSS %	
																	ANNUAL	WINTER	ANNUAL	WINTER	ANNUAL	WINTER	ANNUAL	WINTER	ANNUAL	WINTER	ANNUAL	WINTER
	R6 (3)	HEALTHCARE	HEALTHCARE	W10/F01	28.6	26.4	2.2	7.7%	28.6	26.4	2.2	7.7%	96.8	95.5	0.4	1.4%	N/A	N/A	N/A	N/A	N/A	N/A	N/A	N/A	N/A	N/A	N/A	N/A
	R7 (3)	HEALTHCARE	HEALTHCARE	W11/F01	25.1	22.9	2.2	8.8%	25.1	22.9	2.2	8.8%	92.8	91.3	0.6	1.7%	N/A	N/A	N/A	N/A	N/A	N/A	N/A	N/A	N/A	N/A	N/A	N/A
F02	R1 (3)	HEALTHCARE	HEALTHCARE	W1/F02	19.8	19.5	0.3	1.5%	22.1	21.2	0.9	4.1%	99.5	98.1	0.5	1.4%	N/A	N/A	N/A	N/A	N/A	N/A	N/A	N/A	N/A	N/A	N/A	N/A
			HEALTHCARE	W2/F02	21.4	20.7	0.7	3.3%									N/A	N/A	N/A	N/A	N/A	N/A						
			HEALTHCARE	W3/F02	22.9	21.7	1.2	5.2%									N/A	N/A	N/A	N/A	N/A	N/A						
GUYS CAMPUS (TOWER WING) (CONTINUED)																												
			HEALTHCARE	W4/F02	24.4	22.7	1.7	7.0%									N/A	N/A	N/A	N/A	N/A	N/A						
	R2 (3)	HEALTHCARE	HEALTHCARE	W5/F02	26.6	24.4	2.2	8.3%	28	25.6	2.4	8.6%	99.9	99.6	0.1	0.2%	N/A	N/A	N/A	N/A	N/A	N/A	N/A	N/A	N/A	N/A	N/A	N/A
			HEALTHCARE	W6/F02	27.7	25.2	2.5	9.0%									N/A	N/A	N/A	N/A	N/A	N/A						
			HEALTHCARE	W7/F02	28.6	26	2.6	9.1%									N/A	N/A	N/A	N/A	N/A	N/A						
			HEALTHCARE	W8/F02	29.3	26.7	2.6	8.9%									N/A	N/A	N/A	N/A	N/A	N/A						
	R3 (3)	HEALTHCARE	HEALTHCARE	W9/F02	30.3	27.7	2.6	8.6%	30.8	28.2	2.6	8.4%	100	100	0.0	0.0%	N/A	N/A	N/A	N/A	N/A	N/A	N/A	N/A	N/A	N/A	N/A	N/A
			HEALTHCARE	W10/F02	30.7	28.1	2.6	8.5%									N/A	N/A	N/A	N/A	N/A	N/A						
			HEALTHCARE	W11/F02	31.1	28.4	2.7	8.7%									N/A	N/A	N/A	N/A	N/A	N/A						
			HEALTHCARE	W12/F02	31.3	28.7	2.6	8.3%									N/A	N/A	N/A	N/A	N/A	N/A						
	R4 (3)	HEALTHCARE	HEALTHCARE	W13/F02	31.8	29.2	2.6	8.2%	32.1	29.4	2.7	8.4%	100	100	0.0	0.0%	N/A	N/A	N/A	N/A	N/A	N/A	N/A	N/A	N/A	N/A	N/A	N/A
			HEALTHCARE	W14/F02	32	29.3	2.7	8.4%									N/A	N/A	N/A	N/A	N/A	N/A						
			HEALTHCARE	W15/F02	32.1	29.5	2.6	8.1%									N/A	N/A	N/A	N/A	N/A	N/A						
			HEALTHCARE	W16/F02	32.3	29.6	2.7	8.4%									N/A	N/A	N/A	N/A	N/A	N/A						
	R5 (3)	HEALTHCARE	HEALTHCARE	W17/F02	32.4	29.8	2.6	8.0%	32.5	29.9	2.6	8.0%	100	100	0.0	0.0%	N/A	N/A	N/A	N/A	N/A	N/A	N/A	N/A	N/A	N/A	N/A	N/A
			HEALTHCARE	W18/F02	32.5	29.9	2.6	8.0%									N/A	N/A	N/A	N/A	N/A	N/A						
			HEALTHCARE	W19/F02	32.5	29.9	2.6	8.0%									N/A	N/A	N/A	N/A	N/A	N/A						
			HEALTHCARE	W20/F02	32.6	29.9	2.7	8.3%									N/A	N/A	N/A	N/A	N/A	N/A						
	R6 (3)	HEALTHCARE	HEALTHCARE	W21/F02	32.6	29.9	2.7	8.3%	32.6	30	2.6	8.0%	100	100	0.0	0.0%	N/A	N/A	N/A	N/A	N/A	N/A	N/A	N/A	N/A	N/A	N/A	N/A
			HEALTHCARE	W22/F02	32.6	29.9	2.7	8.3%									N/A	N/A	N/A	N/A	N/A	N/A						
			HEALTHCARE	W23/F02	32.6	30	2.6	8.0%									N/A	N/A	N/A	N/A	N/A	N/A						
			HEALTHCARE	W24/F02	32.6	30	2.6	8.0%									N/A	N/A	N/A	N/A	N/A	N/A						
	R7 (3)	HEALTHCARE	HEALTHCARE	W25/F02	32.6	30	2.6	8.0%	32.6	30	2.6	8.0%	100	100	0.0	0.0%	N/A	N/A	N/A	N/A	N/A	N/A	N/A	N/A	N/A	N/A	N/A	N/A
			HEALTHCARE	W26/F02	32.6	29.9	2.7	8.3%									N/A	N/A	N/A	N/A	N/A	N/A						
			HEALTHCARE	W27/F02	32.5	29.9	2.6	8.0%									N/A	N/A	N/A	N/A	N/A	N/A						
			HEALTHCARE	W28/F02	32.5	30	2.5	7.7%									N/A	N/A	N/A	N/A	N/A	N/A						
	R8 (3)	HEALTHCARE	HEALTHCARE	W29/F02	32.5	29.9	2.6	8.0%	32.4	29.9	2.5	7.7%	100	100	0.0	0.0%	N/A	N/A	N/A	N/A	N/A	N/A	N/A	N/A	N/A	N/A	N/A	N/A
			HEALTHCARE	W30/F02	32.5	29.9	2.6	8.0%									N/A	N/A	N/A	N/A	N/A	N/A						
			HEALTHCARE	W31/F02	32.4	29.9	2.5	7.7%									N/A	N/A	N/A	N/A	N/A	N/A						
			HEALTHCARE	W32/F02	32.4	29.8	2.6	8.0%									N/A	N/A	N/A	N/A	N/A	N/A						
	R9 (3)	HEALTHCARE	HEALTHCARE	W33/F02	32.3	29.8	2.5	7.7%	32.3	29.7	2.6	8.0%	100	100	0.0	0.0%	N/A	N/A	N/A	N/A	N/A	N/A	N/A	N/A	N/A	N/A	N/A	N/A
			HEALTHCARE	W34/F02	32.3	29.7	2.6	8.0%									N/A	N/A	N/A	N/A	N/A	N/A						
GUYS CAMPUS (TOWER WING) (CONTINUED)																												
			HEALTHCARE	W35/F02	32.2	29.7	2.5	7.8%									N/A	N/A	N/A	N/A	N/A	N/A						
F03	R1 (3)	HEALTHCARE	HEALTHCARE	W1/F03	22.8	22.3	0.5	2.2%	26	24.5	1.5	5.8%	99.6	98.7	0.3	0.8%	N/A	N/A	N/A	N/A	N/A	N/A	N/A	N/A	N/A	N/A	N/A	N/A
			HEALTHCARE	W2/F03	25.1	23.9	1.2	4.8%									N/A	N/A	N/A	N/A	N/A	N/A						
			HEALTHCARE	W3/F03	27.1	25.3	1.8	6.6%									N/A	N/A	N/A	N/A	N/A	N/A						
			HEALTHCARE	W4/F03	28.8	26.6	2.2	7.6%									N/A	N/A	N/A	N/A	N/A	N/A						
	R2 (3)	HEALTHCARE	HEALTHCARE	W5/F03	31	28.4	2.6	8.4%	31.9	29.1	2.8	8.8%	99.8	99.8	0.0	0.0%	N/A	N/A	N/A	N/A	N/A	N/A	N/A	N/A	N/A	N/A	N/A	N/A
			HEALTHCARE	W6/F03	31.7	28.9	2.8	8.8%									N/A	N/A	N/A	N/A	N/A	N/A						

(1) KITCHEN SMALLER THAN 13m2

(2) INC\HZ = SKY COMPONENT (INCLINED\HORIZONTAL WINDOWS)

(3) SINGLE ASPECT ROOM DEEPER THAN 5m

					VSC (WINDOW)				VSC (ROOM)				NSL				APSH (WINDOW)						APSH (ROOM)					
FLOOR	ROOM	PROPERTY TYPE	ROOM USE	WINDOW	EX. %	PR. %	LOSS	LOSS %	EX. %	PR. %	LOSS	LOSS %	EX. %	PR. %	LOSS SQM	LOSS %	EX.		PR.		LOSS %		EX.		PR.		LOSS %	
																	ANNUAL	WINTER	ANNUAL	WINTER	ANNUAL	WINTER	ANNUAL	WINTER	ANNUAL	WINTER	ANNUAL	WINTER
			HEALTHCARE	W7/F03	32.2	29.4	2.8	8.7%									N/A	N/A	N/A	N/A	N/A	N/A						
			HEALTHCARE	W8/F03	32.7	29.8	2.9	8.9%									N/A	N/A	N/A	N/A	N/A	N/A						
	R3 (3)	HEALTHCARE	HEALTHCARE	W9/F03	33.3	30.4	2.9	8.7%	33.6	30.7	2.9	8.6%	99.8	99.8	0.0	0.0%	N/A	N/A	N/A	N/A	N/A	N/A	N/A	N/A	N/A	N/A	N/A	N/A
			HEALTHCARE	W10/F03	33.5	30.7	2.8	8.4%									N/A	N/A	N/A	N/A	N/A	N/A						
			HEALTHCARE	W11/F03	33.7	30.8	2.9	8.6%									N/A	N/A	N/A	N/A	N/A	N/A						
			HEALTHCARE	W12/F03	33.9	31	2.9	8.6%									N/A	N/A	N/A	N/A	N/A	N/A						
	R4 (3)	HEALTHCARE	HEALTHCARE	W13/F03	34.2	31.3	2.9	8.5%	34.3	31.5	2.8	8.2%	99.9	99.9	0.0	0.0%	N/A	N/A	N/A	N/A	N/A	N/A	N/A	N/A	N/A	N/A	N/A	N/A
			HEALTHCARE	W14/F03	34.3	31.5	2.8	8.2%									N/A	N/A	N/A	N/A	N/A	N/A						
			HEALTHCARE	W15/F03	34.4	31.6	2.8	8.1%									N/A	N/A	N/A	N/A	N/A	N/A						
			HEALTHCARE	W16/F03	34.5	31.6	2.9	8.4%									N/A	N/A	N/A	N/A	N/A	N/A						
	R5 (3)	HEALTHCARE	HEALTHCARE	W17/F03	34.6	31.7	2.9	8.4%	34.7	31.8	2.9	8.4%	99.8	99.8	0.0	0.0%	N/A	N/A	N/A	N/A	N/A	N/A	N/A	N/A	N/A	N/A	N/A	N/A
			HEALTHCARE	W18/F03	34.6	31.8	2.8	8.1%									N/A	N/A	N/A	N/A	N/A	N/A						
			HEALTHCARE	W19/F03	34.7	31.8	2.9	8.4%									N/A	N/A	N/A	N/A	N/A	N/A						
			HEALTHCARE	W20/F03	34.7	31.8	2.9	8.4%									N/A	N/A	N/A	N/A	N/A	N/A						
	R6 (3)	HEALTHCARE	HEALTHCARE	W21/F03	34.7	31.8	2.9	8.4%	34.7	31.8	2.9	8.4%	99.8	99.8	0.0	0.0%	N/A	N/A	N/A	N/A	N/A	N/A	N/A	N/A	N/A	N/A	N/A	N/A
			HEALTHCARE	W22/F03	34.7	31.8	2.9	8.4%									N/A	N/A	N/A	N/A	N/A	N/A						
			HEALTHCARE	W23/F03	34.7	31.8	2.9	8.4%									N/A	N/A	N/A	N/A	N/A	N/A						
			HEALTHCARE	W24/F03	34.7	31.8	2.9	8.4%									N/A	N/A	N/A	N/A	N/A	N/A						
	R7 (3)	HEALTHCARE	HEALTHCARE	W25/F03	34.7	31.8	2.9	8.4%	34.7	31.8	2.9	8.4%	99.8	99.8	0.0	0.0%	N/A	N/A	N/A	N/A	N/A	N/A	N/A	N/A	N/A	N/A	N/A	N/A
			HEALTHCARE	W26/F03	34.7	31.8	2.9	8.4%									N/A	N/A	N/A	N/A	N/A	N/A						
			HEALTHCARE	W27/F03	34.7	31.8	2.9	8.4%									N/A	N/A	N/A	N/A	N/A	N/A						
			HEALTHCARE	W28/F03	34.7	31.8	2.9	8.4%									N/A	N/A	N/A	N/A	N/A	N/A						
	R8 (3)	HEALTHCARE	HEALTHCARE	W29/F03	34.6	31.8	2.8	8.1%	34.6	31.7	2.9	8.4%	99.8	99.8	0.0	0.0%	N/A	N/A	N/A	N/A	N/A	N/A	N/A	N/A	N/A	N/A	N/A	N/A
			HEALTHCARE	W30/F03	34.6	31.7	2.9	8.4%									N/A	N/A	N/A	N/A	N/A	N/A						
GUYS CAMPUS (TOWER WING) (CONTINUED)																												
			HEALTHCARE	W31/F03	34.5	31.7	2.8	8.1%									N/A	N/A	N/A	N/A	N/A	N/A						
			HEALTHCARE	W32/F03	34.5	31.7	2.8	8.1%									N/A	N/A	N/A	N/A	N/A	N/A						
	R9 (3)	HEALTHCARE	HEALTHCARE	W33/F03	34.4	31.7	2.7	7.8%	34.4	31.6	2.8	8.1%	99.7	99.7	0.0	0.0%	N/A	N/A	N/A	N/A	N/A	N/A	N/A	N/A	N/A	N/A	N/A	N/A
			HEALTHCARE	W34/F03	34.4	31.6	2.8	8.1%									N/A	N/A	N/A	N/A	N/A	N/A						
			HEALTHCARE	W35/F03	34.3	31.6	2.7	7.9%									N/A	N/A	N/A	N/A	N/A	N/A						
F04	R1	HEALTHCARE	HEALTHCARE	W1/F04	0	0	0	-	2.4	2	0.4	16.7%	99.6	99.5	0.0	0.0%	N/A	N/A	N/A	N/A	N/A	N/A	N/A	N/A	N/A	N/A	N/A	N/A
			HEALTHCARE	W2/F04	0	0	0	-									N/A	N/A	N/A	N/A	N/A	N/A						
			HEALTHCARE	W3/F04	0	0	0	-									N/A	N/A	N/A	N/A	N/A	N/A						
			HEALTHCARE	W4/F04	0	0	0	-									N/A	N/A	N/A	N/A	N/A	N/A						
			HEALTHCARE	W5/F04	0	0	0	-									N/A	N/A	N/A	N/A	N/A	N/A						
			HEALTHCARE	W6/F04	6.6	5.4	1.2	18.2%									N/A	N/A	N/A	N/A	N/A	N/A						
			HEALTHCARE	W7/F04	7	5.6	1.4	20.0%									N/A	N/A	N/A	N/A	N/A	N/A						
			HEALTHCARE	W8/F04	7.2	5.8	1.4	19.4%									N/A	N/A	N/A	N/A	N/A	N/A						
	R2 (3)	HEALTHCARE	HEALTHCARE	W9/F04	7.6	6	1.6	21.1%	7.8	6.2	1.6	20.5%	99.9	99.9	0.0	0.0%	N/A	N/A	N/A	N/A	N/A	N/A	N/A	N/A	N/A	N/A	N/A	N/A
			HEALTHCARE	W10/F04	7.7	6.2	1.5	19.5%									N/A	N/A	N/A	N/A	N/A	N/A						
			HEALTHCARE	W11/F04	7.9	6.3	1.6	20.3%									N/A	N/A	N/A	N/A	N/A	N/A						
			HEALTHCARE	W12/F04	8	6.4	1.6	20.0%									N/A	N/A	N/A	N/A	N/A	N/A						
	R3 (3)	HEALTHCARE	HEALTHCARE	W13/F04	8.1	6.5	1.6	19.8%	8.2	6.6	1.6	19.5%	99.9	99.9	0.0	0.0%	N/A	N/A	N/A	N/A	N/A	N/A	N/A	N/A	N/A	N/A	N/A	N/A
			HEALTHCARE	W14/F04	8.2	6.6	1.6	19.5%									N/A	N/A	N/A	N/A	N/A	N/A						
			HEALTHCARE	W15/F04	8.2	6.6	1.6	19.5%									N/A	N/A	N/A	N/A	N/A	N/A						

(1) KITCHEN SMALLER THAN 13m2

(2) INC\HZ = SKY COMPONENT (INCLINED\HORIZONTAL WINDOWS)

(3) SINGLE ASPECT ROOM DEEPER THAN 5m

					VSC (WINDOW)				VSC (ROOM)				NSL				APSH (WINDOW)						APSH (ROOM)					
FLOOR	ROOM	PROPERTY TYPE	ROOM USE	WINDOW	EX. %	PR. %	LOSS	LOSS %	EX. %	PR. %	LOSS	LOSS %	EX. %	PR. %	LOSS SQM	LOSS %	EX.		PR.		LOSS %		EX.		PR.		LOSS %	
																	ANNUAL	WINTER	ANNUAL	WINTER	ANNUAL	WINTER	ANNUAL	WINTER	ANNUAL	WINTER	ANNUAL	WINTER
			HEALTHCARE	W16/F04	8.3	6.6	1.7	20.5%									N/A	N/A	N/A	N/A	N/A	N/A						
	R4 (3)	HEALTHCARE	HEALTHCARE	W17/F04	8.3	6.7	1.6	19.3%	8.4	6.7	1.7	20.2%	99.9	99.9	0.0	0.0%	N/A	N/A	N/A	N/A	N/A	N/A	N/A	N/A	N/A	N/A	N/A	N/A
			HEALTHCARE	W18/F04	8.3	6.7	1.6	19.3%									N/A	N/A	N/A	N/A	N/A	N/A						
			HEALTHCARE	W19/F04	8.4	6.7	1.7	20.2%									N/A	N/A	N/A	N/A	N/A	N/A						
			HEALTHCARE	W20/F04	8.4	6.7	1.7	20.2%									N/A	N/A	N/A	N/A	N/A	N/A						
	R5 (3)	HEALTHCARE	HEALTHCARE	W21/F04	8.3	6.7	1.6	19.3%	8.3	6.7	1.6	19.3%	100	100	0.0	0.0%	N/A	N/A	N/A	N/A	N/A	N/A	N/A	N/A	N/A	N/A	N/A	N/A
			HEALTHCARE	W22/F04	8.3	6.7	1.6	19.3%									N/A	N/A	N/A	N/A	N/A	N/A						
			HEALTHCARE	W23/F04	8.3	6.7	1.6	19.3%									N/A	N/A	N/A	N/A	N/A	N/A						
			HEALTHCARE	W24/F04	8.3	6.6	1.7	20.5%									N/A	N/A	N/A	N/A	N/A	N/A						
	R6 (3)	HEALTHCARE	HEALTHCARE	W25/F04	8.3	6.6	1.7	20.5%	8.2	6.6	1.6	19.5%	100	100	0.0	0.0%	N/A	N/A	N/A	N/A	N/A	N/A	N/A	N/A	N/A	N/A	N/A	N/A
			HEALTHCARE	W26/F04	8.3	6.6	1.7	20.5%									N/A	N/A	N/A	N/A	N/A	N/A						
GUYS CAMPUS (TOWER WING) (CONTINUED)																												
			HEALTHCARE	W27/F04	8.2	6.6	1.6	19.5%									N/A	N/A	N/A	N/A	N/A	N/A						
			HEALTHCARE	W28/F04	8.2	6.5	1.7	20.7%									N/A	N/A	N/A	N/A	N/A	N/A						
	R7 (3)	HEALTHCARE	HEALTHCARE	W29/F04	8.2	6.5	1.7	20.7%	8.2	6.5	1.7	20.7%	100	100	0.0	0.0%	N/A	N/A	N/A	N/A	N/A	N/A	N/A	N/A	N/A	N/A	N/A	N/A
			HEALTHCARE	W30/F04	8.2	6.5	1.7	20.7%									N/A	N/A	N/A	N/A	N/A	N/A						
			HEALTHCARE	W31/F04	8.2	6.5	1.7	20.7%									N/A	N/A	N/A	N/A	N/A	N/A						
			HEALTHCARE	W32/F04	8.1	6.5	1.6	19.8%									N/A	N/A	N/A	N/A	N/A	N/A						
	R8 (3)	HEALTHCARE	HEALTHCARE	W33/F04	8.1	6.4	1.7	21.0%	8	6.4	1.6	20.0%	100	100	0.0	0.0%	N/A	N/A	N/A	N/A	N/A	N/A	N/A	N/A	N/A	N/A	N/A	N/A
			HEALTHCARE	W34/F04	8.1	6.4	1.7	21.0%									N/A	N/A	N/A	N/A	N/A	N/A						
			HEALTHCARE	W35/F04	8	6.4	1.6	20.0%									N/A	N/A	N/A	N/A	N/A	N/A						
			HEALTHCARE	W36/F04	8	6.3	1.7	21.3%									N/A	N/A	N/A	N/A	N/A	N/A						
	R9	HEALTHCARE	HEALTHCARE	W37/F04	7.9	6.3	1.6	20.3%	5.1	4.4	0.7	13.7%	99.9	99.9	0.0	0.0%							8	4	8	4	0.0%	0.0%
			HEALTHCARE	W38/F04	7.9	6.2	1.7	21.5%									3	2	3	2	0.0%	0.0%						
			HEALTHCARE	W39/F04	7.9	6.2	1.7	21.5%									3	2	3	2	0.0%	0.0%						
			HEALTHCARE	W40/F04	3.5	3.5	0	0.0%									3	3	3	3	0.0%	0.0%						
			HEALTHCARE	W41/F04	3.4	3.4	0	0.0%									3	3	3	3	0.0%	0.0%						
			HEALTHCARE	W42/F04	3.3	3.3	0	0.0%									3	3	3	3	0.0%	0.0%						
			HEALTHCARE	W43/F04	3.2	3.2	0	0.0%									3	3	3	3	0.0%	0.0%						
			HEALTHCARE	W44/F04	3.1	3.1	0	0.0%									3	3	3	3	0.0%	0.0%						
F05	R1	HEALTHCARE	HEALTHCARE	W1/F05	0.5	0.5	0	0.0%	4.3	3.5	0.8	18.6%	100	100	0.0	0.0%	N/A	N/A	N/A	N/A	N/A	N/A	N/A	N/A	N/A	N/A	N/A	N/A
			HEALTHCARE	W2/F05	0.6	0.6	0	0.0%									N/A	N/A	N/A	N/A	N/A	N/A						
			HEALTHCARE	W3/F05	0.7	0.7	0	0.0%									N/A	N/A	N/A	N/A	N/A	N/A						
			HEALTHCARE	W4/F05	0.9	0.8	0.1	11.1%									N/A	N/A	N/A	N/A	N/A	N/A						
			HEALTHCARE	W5/F05	1	0.9	0.1	10.0%									N/A	N/A	N/A	N/A	N/A	N/A						
			HEALTHCARE	W6/F05	10.7	8.7	2	18.7%									N/A	N/A	N/A	N/A	N/A	N/A						
			HEALTHCARE	W7/F05	10.8	8.8	2	18.5%									N/A	N/A	N/A	N/A	N/A	N/A						
			HEALTHCARE	W8/F05	10.9	8.9	2	18.3%									N/A	N/A	N/A	N/A	N/A	N/A						
	R2 (3)	HEALTHCARE	HEALTHCARE	W9/F05	11	9	2	18.2%	11	9	2	18.2%	100	100	0.0	0.0%	N/A	N/A	N/A	N/A	N/A	N/A	N/A	N/A	N/A	N/A	N/A	N/A
			HEALTHCARE	W10/F05	11	9	2	18.2%									N/A	N/A	N/A	N/A	N/A	N/A						
			HEALTHCARE	W11/F05	11.1	9.1	2	18.0%									N/A	N/A	N/A	N/A	N/A	N/A						
			HEALTHCARE	W12/F05	11.1	9.1	2	18.0%									N/A	N/A	N/A	N/A	N/A	N/A						
	R3 (3)	HEALTHCARE	HEALTHCARE	W13/F05	11.2	9.2	2	17.9%	11.2	9.2	2	17.9%	100	100	0.0	0.0%	N/A	N/A	N/A	N/A	N/A	N/A	N/A	N/A	N/A	N/A	N/A	N/A
GUYS CAMPUS (TOWER WING) (CONTINUED)																												
			HEALTHCARE	W14/F05	11.2	9.2	2	17.9%									N/A	N/A	N/A	N/A	N/A	N/A						

(1) KITCHEN SMALLER THAN 13m2

(2) INC\HZ = SKY COMPONENT (INCLINED\HORIZONTAL WINDOWS)

(3) SINGLE ASPECT ROOM DEEPER THAN 5m

					VSC (WINDOW)				VSC (ROOM)				NSL				APSH (WINDOW)						APSH (ROOM)					
FLOOR	ROOM	PROPERTY TYPE	ROOM USE	WINDOW	EX. %	PR. %	LOSS	LOSS %	EX. %	PR. %	LOSS	LOSS %	EX. %	PR. %	LOSS SQM	LOSS %	EX.		PR.		LOSS %		EX.		PR.		LOSS %	
																	ANNUAL	WINTER	ANNUAL	WINTER	ANNUAL	WINTER	ANNUAL	WINTER	ANNUAL	WINTER	ANNUAL	WINTER
			HEALTHCARE	W15/F05	11.2	9.2	2	17.9%									N/A	N/A	N/A	N/A	N/A	N/A						
			HEALTHCARE	W16/F05	11.3	9.2	2.1	18.6%									N/A	N/A	N/A	N/A	N/A	N/A						
	R4 (3)	HEALTHCARE	HEALTHCARE	W17/F05	11.3	9.2	2.1	18.6%	11.3	9.2	2.1	18.6%	100	100	0.0	0.0%	N/A	N/A	N/A	N/A	N/A	N/A	N/A	N/A	N/A	N/A	N/A	N/A
			HEALTHCARE	W18/F05	11.3	9.2	2.1	18.6%									N/A	N/A	N/A	N/A	N/A	N/A						
			HEALTHCARE	W19/F05	11.3	9.2	2.1	18.6%									N/A	N/A	N/A	N/A	N/A	N/A						
			HEALTHCARE	W20/F05	11.3	9.2	2.1	18.6%									N/A	N/A	N/A	N/A	N/A	N/A						
	R5 (3)	HEALTHCARE	HEALTHCARE	W21/F05	11.4	9.2	2.2	19.3%	11.4	9.2	2.2	19.3%	100	100	0.0	0.0%	N/A	N/A	N/A	N/A	N/A	N/A	N/A	N/A	N/A	N/A	N/A	N/A
			HEALTHCARE	W22/F05	11.4	9.2	2.2	19.3%									N/A	N/A	N/A	N/A	N/A	N/A						
			HEALTHCARE	W23/F05	11.4	9.3	2.1	18.4%									N/A	N/A	N/A	N/A	N/A	N/A						
			HEALTHCARE	W24/F05	11.4	9.2	2.2	19.3%									N/A	N/A	N/A	N/A	N/A	N/A						
	R6 (3)	HEALTHCARE	HEALTHCARE	W25/F05	11.4	9.2	2.2	19.3%	11.4	9.2	2.2	19.3%	100	100	0.0	0.0%	N/A	N/A	N/A	N/A	N/A	N/A	N/A	N/A	N/A	N/A	N/A	N/A
			HEALTHCARE	W26/F05	11.4	9.2	2.2	19.3%									N/A	N/A	N/A	N/A	N/A	N/A						
			HEALTHCARE	W27/F05	11.4	9.3	2.1	18.4%									N/A	N/A	N/A	N/A	N/A	N/A						
			HEALTHCARE	W28/F05	11.4	9.2	2.2	19.3%									N/A	N/A	N/A	N/A	N/A	N/A						
	R7 (3)	HEALTHCARE	HEALTHCARE	W29/F05	11.4	9.3	2.1	18.4%	11.4	9.3	2.1	18.4%	100	100	0.0	0.0%	N/A	N/A	N/A	N/A	N/A	N/A	N/A	N/A	N/A	N/A	N/A	N/A
			HEALTHCARE	W30/F05	11.4	9.3	2.1	18.4%									N/A	N/A	N/A	N/A	N/A	N/A						
			HEALTHCARE	W31/F05	11.4	9.3	2.1	18.4%									N/A	N/A	N/A	N/A	N/A	N/A						
			HEALTHCARE	W32/F05	11.4	9.3	2.1	18.4%									N/A	N/A	N/A	N/A	N/A	N/A						
	R8 (3)	HEALTHCARE	HEALTHCARE	W33/F05	11.4	9.3	2.1	18.4%	11.4	9.3	2.1	18.4%	100	100	0.0	0.0%	N/A	N/A	N/A	N/A	N/A	N/A	N/A	N/A	N/A	N/A	N/A	N/A
			HEALTHCARE	W34/F05	11.4	9.3	2.1	18.4%									N/A	N/A	N/A	N/A	N/A	N/A						
			HEALTHCARE	W35/F05	11.4	9.2	2.2	19.3%									N/A	N/A	N/A	N/A	N/A	N/A						
			HEALTHCARE	W36/F05	11.4	9.3	2.1	18.4%									N/A	N/A	N/A	N/A	N/A	N/A						
	R9	HEALTHCARE	HEALTHCARE	W37/F05	11.4	9.2	2.2	19.3%	8.5	7.7	0.8	9.4%	100	100	0.0	0.0%							16	9	16	9	0.0%	0.0%
			HEALTHCARE	W38/F05	11.3	9.2	2.1	18.6%									9	9	9	9	0.0%	0.0%						
			HEALTHCARE	W39/F05	11.4	9.3	2.1	18.4%									9	9	9	9	0.0%	0.0%						
			HEALTHCARE	W40/F05	7	7	0	0.0%									11	9	11	9	0.0%	0.0%						
			HEALTHCARE	W41/F05	6.9	6.9	0	0.0%									11	9	11	9	0.0%	0.0%						
			HEALTHCARE	W42/F05	6.8	6.8	0	0.0%									10	8	10	8	0.0%	0.0%						
			HEALTHCARE	W43/F05	6.7	6.7	0	0.0%									10	8	10	8	0.0%	0.0%						
			HEALTHCARE	W44/F05	6.5	6.5	0	0.0%									10	8	10	8	0.0%	0.0%						
GUYS CAMPUS (TOWER WING) (CONTINUED)																												
F06	R1	HEALTHCARE	HEALTHCARE	W1/F06	2	2	0	0.0%	5.4	4.7	0.7	13.0%	100	100	0.0	0.0%	N/A	N/A	N/A	N/A	N/A	N/A	N/A	N/A	N/A	N/A	N/A	N/A
			HEALTHCARE	W2/F06	2.1	2.1	0	0.0%									N/A	N/A	N/A	N/A	N/A	N/A						
			HEALTHCARE	W3/F06	2.2	2.2	0	0.0%									N/A	N/A	N/A	N/A	N/A	N/A						
			HEALTHCARE	W4/F06	2.3	2.2	0.1	4.3%									N/A	N/A	N/A	N/A	N/A	N/A						
			HEALTHCARE	W5/F06	2.5	2.4	0.1	4.0%									N/A	N/A	N/A	N/A	N/A	N/A						
			HEALTHCARE	W6/F06	11.3	9.3	2	17.7%									N/A	N/A	N/A	N/A	N/A	N/A						
			HEALTHCARE	W7/F06	11.3	9.3	2	17.7%									N/A	N/A	N/A	N/A	N/A	N/A						
			HEALTHCARE	W8/F06	11.4	9.3	2.1	18.4%									N/A	N/A	N/A	N/A	N/A	N/A						
	R2 (3)	HEALTHCARE	HEALTHCARE	W9/F06	11.4	9.4	2	17.5%	11.5	9.5	2	17.4%	100	100	0.0	0.0%	N/A	N/A	N/A	N/A	N/A	N/A	N/A	N/A	N/A	N/A	N/A	N/A
			HEALTHCARE	W10/F06	11.5	9.5	2	17.4%									N/A	N/A	N/A	N/A	N/A	N/A						
			HEALTHCARE	W11/F06	11.5	9.5	2	17.4%									N/A	N/A	N/A	N/A	N/A	N/A						
			HEALTHCARE	W12/F06	11.5	9.5	2	17.4%									N/A	N/A	N/A	N/A	N/A	N/A						
	R3 (3)	HEALTHCARE	HEALTHCARE	W13/F06	11.6	9.6	2	17.2%	11.7	9.6	2.1	17.9%	100	100	0.0	0.0%	N/A	N/A	N/A	N/A	N/A	N/A	N/A	N/A	N/A	N/A	N/A	N/A
			HEALTHCARE	W14/F06	11.6	9.6	2	17.2%									N/A	N/A	N/A	N/A	N/A	N/A						

(1) KITCHEN SMALLER THAN 13m2

(2) INC\HZ = SKY COMPONENT (INCLINED\HORIZONTAL WINDOWS)

(3) SINGLE ASPECT ROOM DEEPER THAN 5m

					VSC (WINDOW)				VSC (ROOM)				NSL				APSH (WINDOW)						APSH (ROOM)					
FLOOR	ROOM	PROPERTY TYPE	ROOM USE	WINDOW	EX. %	PR. %	LOSS	LOSS %	EX. %	PR. %	LOSS	LOSS %	EX. %	PR. %	LOSS SQM	LOSS %	EX.		PR.		LOSS %		EX.		PR.		LOSS %	
																	ANNUAL	WINTER	ANNUAL	WINTER	ANNUAL	WINTER	ANNUAL	WINTER	ANNUAL	WINTER	ANNUAL	WINTER
			HEALTHCARE	W15/F06	11.7	9.6	2.1	17.9%									N/A	N/A	N/A	N/A	N/A	N/A						
			HEALTHCARE	W16/F06	11.7	9.6	2.1	17.9%									N/A	N/A	N/A	N/A	N/A	N/A						
	R4 (3)	HEALTHCARE	HEALTHCARE	W17/F06	11.7	9.6	2.1	17.9%	11.8	9.7	2.1	17.8%	100	100	0.0	0.0%	N/A	N/A	N/A	N/A	N/A	N/A	N/A	N/A	N/A	N/A	N/A	N/A
			HEALTHCARE	W18/F06	11.7	9.7	2	17.1%									N/A	N/A	N/A	N/A	N/A	N/A						
			HEALTHCARE	W19/F06	11.8	9.7	2.1	17.8%									N/A	N/A	N/A	N/A	N/A	N/A						
			HEALTHCARE	W20/F06	11.8	9.7	2.1	17.8%									N/A	N/A	N/A	N/A	N/A	N/A						
	R5 (3)	HEALTHCARE	HEALTHCARE	W21/F06	11.8	9.7	2.1	17.8%	11.8	9.7	2.1	17.8%	100	100	0.0	0.0%	N/A	N/A	N/A	N/A	N/A	N/A	N/A	N/A	N/A	N/A	N/A	N/A
			HEALTHCARE	W22/F06	11.8	9.7	2.1	17.8%									N/A	N/A	N/A	N/A	N/A	N/A						
			HEALTHCARE	W23/F06	11.9	9.8	2.1	17.6%									N/A	N/A	N/A	N/A	N/A	N/A						
			HEALTHCARE	W24/F06	11.9	9.8	2.1	17.6%									N/A	N/A	N/A	N/A	N/A	N/A						
	R6 (3)	HEALTHCARE	HEALTHCARE	W25/F06	11.9	9.8	2.1	17.6%	11.9	9.8	2.1	17.6%	100	100	0.0	0.0%	N/A	N/A	N/A	N/A	N/A	N/A	N/A	N/A	N/A	N/A	N/A	N/A
			HEALTHCARE	W26/F06	11.9	9.8	2.1	17.6%									N/A	N/A	N/A	N/A	N/A	N/A						
			HEALTHCARE	W27/F06	11.9	9.8	2.1	17.6%									N/A	N/A	N/A	N/A	N/A	N/A						
			HEALTHCARE	W28/F06	11.9	9.8	2.1	17.6%									N/A	N/A	N/A	N/A	N/A	N/A						
	R7 (3)	HEALTHCARE	HEALTHCARE	W29/F06	12	9.9	2.1	17.5%	12	9.9	2.1	17.5%	100	100	0.0	0.0%	N/A	N/A	N/A	N/A	N/A	N/A	N/A	N/A	N/A	N/A	N/A	N/A
			HEALTHCARE	W30/F06	12	9.9	2.1	17.5%									N/A	N/A	N/A	N/A	N/A	N/A						
			HEALTHCARE	W31/F06	12	9.9	2.1	17.5%									N/A	N/A	N/A	N/A	N/A	N/A						
GUYS CAMPUS (TOWER WING) (CONTINUED)																												
			HEALTHCARE	W32/F06	12	9.9	2.1	17.5%									N/A	N/A	N/A	N/A	N/A	N/A						
	R8 (3)	HEALTHCARE	HEALTHCARE	W33/F06	12	9.9	2.1	17.5%	12.1	10	2.1	17.4%	100	100	0.0	0.0%	N/A	N/A	N/A	N/A	N/A	N/A	N/A	N/A	N/A	N/A	N/A	N/A
			HEALTHCARE	W34/F06	12.1	10	2.1	17.4%									N/A	N/A	N/A	N/A	N/A	N/A						
			HEALTHCARE	W35/F06	12.1	10	2.1	17.4%									N/A	N/A	N/A	N/A	N/A	N/A						
			HEALTHCARE	W36/F06	12.1	10	2.1	17.4%									N/A	N/A	N/A	N/A	N/A	N/A						
	R9	HEALTHCARE	HEALTHCARE	W37/F06	12.1	10	2.1	17.4%	10.3	9.5	0.8	7.8%	100	100	0.0	0.0%	3	3	3	3	0.0%	0.0%	20	13	20	13	0.0%	0.0%
			HEALTHCARE	W38/F06	12.1	10	2.1	17.4%									9	3	9	3	0.0%	0.0%						
			HEALTHCARE	W39/F06	12.2	10.1	2.1	17.2%									15	13	15	13	0.0%	0.0%						
			HEALTHCARE	W44/F06	9.4	9.4	0	0.0%									15	13	15	13	0.0%	0.0%						
			HEALTHCARE	W45/F06	9.3	9.3	0	0.0%									15	13	15	13	0.0%	0.0%						
			HEALTHCARE	W46/F06	9.2	9.2	0	0.0%									15	13	15	13	0.0%	0.0%						
			HEALTHCARE	W47/F06	9.1	9.1	0	0.0%									14	12	14	12	0.0%	0.0%						
			HEALTHCARE	W48/F06	9	9	0	0.0%									14	12	14	12	0.0%	0.0%						
F07	R1	HEALTHCARE	HEALTHCARE	W1/F07	3.2	3.1	0.1	3.1%	6.1	5.3	0.8	13.1%	100	100	0.0	0.0%	N/A	N/A	N/A	N/A	N/A	N/A	N/A	N/A	N/A	N/A	N/A	N/A
			HEALTHCARE	W2/F07	3.1	3.1	0	0.0%									N/A	N/A	N/A	N/A	N/A	N/A						
			HEALTHCARE	W3/F07	3.1	3.1	0	0.0%									N/A	N/A	N/A	N/A	N/A	N/A						
			HEALTHCARE	W4/F07	3.1	3.1	0	0.0%									N/A	N/A	N/A	N/A	N/A	N/A						
			HEALTHCARE	W5/F07	3.2	3.1	0.1	3.1%									N/A	N/A	N/A	N/A	N/A	N/A						
			HEALTHCARE	W6/F07	11.4	9.3	2.1	18.4%									N/A	N/A	N/A	N/A	N/A	N/A						
			HEALTHCARE	W7/F07	11.4	9.4	2	17.5%									N/A	N/A	N/A	N/A	N/A	N/A						
			HEALTHCARE	W8/F07	11.5	9.4	2.1	18.3%									N/A	N/A	N/A	N/A	N/A	N/A						
	R2 (3)	HEALTHCARE	HEALTHCARE	W9/F07	11.5	9.5	2	17.4%	11.6	9.5	2.1	18.1%	99.9	99.9	0.0	0.0%	N/A	N/A	N/A	N/A	N/A	N/A	N/A	N/A	N/A	N/A	N/A	N/A
			HEALTHCARE	W10/F07	11.5	9.5	2	17.4%									N/A	N/A	N/A	N/A	N/A	N/A						
			HEALTHCARE	W11/F07	11.6	9.5	2.1	18.1%									N/A	N/A	N/A	N/A	N/A	N/A						
			HEALTHCARE	W12/F07	11.6	9.6	2	17.2%									N/A	N/A	N/A	N/A	N/A	N/A						
	R3 (3)	HEALTHCARE	HEALTHCARE	W13/F07	11.7	9.6	2.1	17.9%	11.7	9.6	2.1	17.9%	100	100	0.0	0.0%	N/A	N/A	N/A	N/A	N/A	N/A	N/A	N/A	N/A	N/A	N/A	N/A
			HEALTHCARE	W14/F07	11.7	9.6	2.1	17.9%									N/A	N/A	N/A	N/A	N/A	N/A						

(1) KITCHEN SMALLER THAN 13m2

(2) INC\HZ = SKY COMPONENT (INCLINED\HORIZONTAL WINDOWS)

(3) SINGLE ASPECT ROOM DEEPER THAN 5m

					VSC (WINDOW)				VSC (ROOM)				NSL				APSH (WINDOW)						APSH (ROOM)					
FLOOR	ROOM	PROPERTY TYPE	ROOM USE	WINDOW	EX. %	PR. %	LOSS	LOSS %	EX. %	PR. %	LOSS	LOSS %	EX. %	PR. %	LOSS SQM	LOSS %	EX.		PR.		LOSS %		EX.		PR.		LOSS %	
																	ANNUAL	WINTER	ANNUAL	WINTER	ANNUAL	WINTER	ANNUAL	WINTER	ANNUAL	WINTER	ANNUAL	WINTER
			HEALTHCARE	W15/F07	11.7	9.6	2.1	17.9%									N/A	N/A	N/A	N/A	N/A	N/A						
			HEALTHCARE	W16/F07	11.7	9.7	2	17.1%									N/A	N/A	N/A	N/A	N/A	N/A						
	R4 (3)	HEALTHCARE	HEALTHCARE	W17/F07	11.8	9.7	2.1	17.8%	11.8	9.7	2.1	17.8%	100	100	0.0	0.0%	N/A	N/A	N/A	N/A	N/A	N/A	N/A	N/A	N/A	N/A	N/A	N/A
			HEALTHCARE	W18/F07	11.8	9.7	2.1	17.8%									N/A	N/A	N/A	N/A	N/A	N/A						
GUYS CAMPUS (TOWER WING) (CONTINUED)																												
			HEALTHCARE	W19/F07	11.8	9.7	2.1	17.8%									N/A	N/A	N/A	N/A	N/A	N/A						
			HEALTHCARE	W20/F07	11.8	9.8	2	16.9%									N/A	N/A	N/A	N/A	N/A	N/A						
	R5 (3)	HEALTHCARE	HEALTHCARE	W21/F07	11.9	9.8	2.1	17.6%	11.9	9.8	2.1	17.6%	100	100	0.0	0.0%	N/A	N/A	N/A	N/A	N/A	N/A	N/A	N/A	N/A	N/A	N/A	N/A
			HEALTHCARE	W22/F07	11.9	9.8	2.1	17.6%									N/A	N/A	N/A	N/A	N/A	N/A						
			HEALTHCARE	W23/F07	11.9	9.8	2.1	17.6%									N/A	N/A	N/A	N/A	N/A	N/A						
			HEALTHCARE	W24/F07	11.9	9.8	2.1	17.6%									N/A	N/A	N/A	N/A	N/A	N/A						
	R6 (3)	HEALTHCARE	HEALTHCARE	W25/F07	12	9.9	2.1	17.5%	12	9.9	2.1	17.5%	100	100	0.0	0.0%	N/A	N/A	N/A	N/A	N/A	N/A	N/A	N/A	N/A	N/A	N/A	N/A
			HEALTHCARE	W26/F07	12	9.9	2.1	17.5%									N/A	N/A	N/A	N/A	N/A	N/A						
			HEALTHCARE	W27/F07	12	9.9	2.1	17.5%									N/A	N/A	N/A	N/A	N/A	N/A						
			HEALTHCARE	W28/F07	12	9.9	2.1	17.5%									N/A	N/A	N/A	N/A	N/A	N/A						
	R7 (3)	HEALTHCARE	HEALTHCARE	W29/F07	12	9.9	2.1	17.5%	12	10	2	16.7%	100	100	0.0	0.0%	N/A	N/A	N/A	N/A	N/A	N/A	N/A	N/A	N/A	N/A	N/A	N/A
			HEALTHCARE	W30/F07	12	10	2	16.7%									N/A	N/A	N/A	N/A	N/A	N/A						
			HEALTHCARE	W31/F07	12.1	10	2.1	17.4%									N/A	N/A	N/A	N/A	N/A	N/A						
			HEALTHCARE	W32/F07	12.1	10	2.1	17.4%									N/A	N/A	N/A	N/A	N/A	N/A						
	R8 (3)	HEALTHCARE	HEALTHCARE	W33/F07	12.1	10	2.1	17.4%	12.1	10	2.1	17.4%	100	100	0.0	0.0%	N/A	N/A	N/A	N/A	N/A	N/A	N/A	N/A	N/A	N/A	N/A	N/A
			HEALTHCARE	W34/F07	12.1	10	2.1	17.4%									N/A	N/A	N/A	N/A	N/A	N/A						
			HEALTHCARE	W35/F07	12.1	10	2.1	17.4%									N/A	N/A	N/A	N/A	N/A	N/A						
			HEALTHCARE	W36/F07	12.1	10.1	2	16.5%									N/A	N/A	N/A	N/A	N/A	N/A						
	R9	HEALTHCARE	HEALTHCARE	W37/F07	12.2	10.1	2.1	17.2%	11.2	10.4	0.8	7.1%	100	100	0.0	0.0%	9	9	9	9	0.0%	0.0%	20	13	20	13	0.0%	0.0%
			HEALTHCARE	W38/F07	12.2	10.1	2.1	17.2%									9	9	9	9	0.0%	0.0%						
			HEALTHCARE	W39/F07	12.2	10.2	2	16.4%									10	9	10	9	0.0%	0.0%						
			HEALTHCARE	W44/F07	10.7	10.7	0	0.0%									15	13	15	13	0.0%	0.0%						
			HEALTHCARE	W45/F07	10.6	10.6	0	0.0%									15	13	15	13	0.0%	0.0%						
			HEALTHCARE	W46/F07	10.5	10.5	0	0.0%									15	13	15	13	0.0%	0.0%						
			HEALTHCARE	W47/F07	10.4	10.4	0	0.0%									15	13	15	13	0.0%	0.0%						
			HEALTHCARE	W48/F07	10.3	10.3	0	0.0%									15	13	15	13	0.0%	0.0%						
F08	R1	HEALTHCARE	HEALTHCARE	W1/F08	3.3	3.2	0.1	3.0%	6.1	5.4	0.7	11.5%	100	100	0.0	0.0%	N/A	N/A	N/A	N/A	N/A	N/A	N/A	N/A	N/A	N/A	N/A	N/A
			HEALTHCARE	W2/F08	3.2	3.2	0	0.0%									N/A	N/A	N/A	N/A	N/A	N/A						
			HEALTHCARE	W3/F08	3.2	3.2	0	0.0%									N/A	N/A	N/A	N/A	N/A	N/A						
			HEALTHCARE	W4/F08	3.2	3.1	0.1	3.1%									N/A	N/A	N/A	N/A	N/A	N/A						
			HEALTHCARE	W5/F08	3.3	3.2	0.1	3.0%									N/A	N/A	N/A	N/A	N/A	N/A						
GUYS CAMPUS (TOWER WING) (CONTINUED)																												
			HEALTHCARE	W6/F08	11.4	9.4	2	17.5%									N/A	N/A	N/A	N/A	N/A	N/A						
			HEALTHCARE	W7/F08	11.5	9.5	2	17.4%									N/A	N/A	N/A	N/A	N/A	N/A						
			HEALTHCARE	W8/F08	11.5	9.5	2	17.4%									N/A	N/A	N/A	N/A	N/A	N/A						
	R2 (3)	HEALTHCARE	HEALTHCARE	W9/F08	11.6	9.6	2	17.2%	11.6	9.6	2	17.2%	100	100	0.0	0.0%	N/A	N/A	N/A	N/A	N/A	N/A	N/A	N/A	N/A	N/A	N/A	N/A
			HEALTHCARE	W10/F08	11.6	9.6	2	17.2%									N/A	N/A	N/A	N/A	N/A	N/A						
			HEALTHCARE	W11/F08	11.6	9.6	2	17.2%									N/A	N/A	N/A	N/A	N/A	N/A						
			HEALTHCARE	W12/F08	11.7	9.6	2.1	17.9%									N/A	N/A	N/A	N/A	N/A	N/A						
	R3 (3)	HEALTHCARE	HEALTHCARE	W13/F08	11.7	9.7	2	17.1%	11.8	9.7	2.1	17.8%	100	100	0.0	0.0%	N/A	N/A	N/A	N/A	N/A	N/A	N/A	N/A	N/A	N/A	N/A	N/A

(1) KITCHEN SMALLER THAN 13m2

(2) INC\HZ = SKY COMPONENT (INCLINED\HORIZONTAL WINDOWS)

(3) SINGLE ASPECT ROOM DEEPER THAN 5m

					VSC (WINDOW)				VSC (ROOM)				NSL				APSH (WINDOW)						APSH (ROOM)					
FLOOR	ROOM	PROPERTY TYPE	ROOM USE	WINDOW	EX. %	PR. %	LOSS	LOSS %	EX. %	PR. %	LOSS	LOSS %	EX. %	PR. %	LOSS SQM	LOSS %	EX.		PR.		LOSS %		EX.		PR.		LOSS %	
																	ANNUAL	WINTER	ANNUAL	WINTER	ANNUAL	WINTER	ANNUAL	WINTER	ANNUAL	WINTER	ANNUAL	WINTER
			HEALTHCARE	W14/F08	11.7	9.7	2	17.1%									N/A	N/A	N/A	N/A	N/A	N/A						
			HEALTHCARE	W15/F08	11.8	9.7	2.1	17.8%									N/A	N/A	N/A	N/A	N/A	N/A						
			HEALTHCARE	W16/F08	11.8	9.7	2.1	17.8%									N/A	N/A	N/A	N/A	N/A	N/A						
	R4 (3)	HEALTHCARE	HEALTHCARE	W17/F08	11.8	9.8	2	16.9%	11.9	9.8	2.1	17.6%	100	100	0.0	0.0%	N/A	N/A	N/A	N/A	N/A	N/A	N/A	N/A	N/A	N/A	N/A	N/A
			HEALTHCARE	W18/F08	11.9	9.8	2.1	17.6%									N/A	N/A	N/A	N/A	N/A	N/A						
			HEALTHCARE	W19/F08	11.9	9.8	2.1	17.6%									N/A	N/A	N/A	N/A	N/A	N/A						
			HEALTHCARE	W20/F08	11.9	9.8	2.1	17.6%									N/A	N/A	N/A	N/A	N/A	N/A						
	R5 (3)	HEALTHCARE	HEALTHCARE	W21/F08	11.9	9.9	2	16.8%	12	9.9	2.1	17.5%	100	100	0.0	0.0%	N/A	N/A	N/A	N/A	N/A	N/A	N/A	N/A	N/A	N/A	N/A	N/A
			HEALTHCARE	W22/F08	11.9	9.9	2	16.8%									N/A	N/A	N/A	N/A	N/A	N/A						
			HEALTHCARE	W23/F08	12	9.9	2.1	17.5%									N/A	N/A	N/A	N/A	N/A	N/A						
			HEALTHCARE	W24/F08	12	9.9	2.1	17.5%									N/A	N/A	N/A	N/A	N/A	N/A						
	R6 (3)	HEALTHCARE	HEALTHCARE	W25/F08	12	9.9	2.1	17.5%	12	10	2	16.7%	100	100	0.0	0.0%	N/A	N/A	N/A	N/A	N/A	N/A	N/A	N/A	N/A	N/A	N/A	N/A
			HEALTHCARE	W26/F08	12	9.9	2.1	17.5%									N/A	N/A	N/A	N/A	N/A	N/A						
			HEALTHCARE	W27/F08	12	10	2	16.7%									N/A	N/A	N/A	N/A	N/A	N/A						
			HEALTHCARE	W28/F08	12	10	2	16.7%									N/A	N/A	N/A	N/A	N/A	N/A						
	R7 (3)	HEALTHCARE	HEALTHCARE	W29/F08	12.1	10	2.1	17.4%	12.1	10	2.1	17.4%	100	100	0.0	0.0%	N/A	N/A	N/A	N/A	N/A	N/A	N/A	N/A	N/A	N/A	N/A	N/A
			HEALTHCARE	W30/F08	12.1	10	2.1	17.4%									N/A	N/A	N/A	N/A	N/A	N/A						
			HEALTHCARE	W31/F08	12.1	10	2.1	17.4%									N/A	N/A	N/A	N/A	N/A	N/A						
			HEALTHCARE	W32/F08	12.1	10.1	2	16.5%									N/A	N/A	N/A	N/A	N/A	N/A						
	R8 (3)	HEALTHCARE	HEALTHCARE	W33/F08	12.1	10.1	2	16.5%	12.2	10.1	2.1	17.2%	100	100	0.0	0.0%	N/A	N/A	N/A	N/A	N/A	N/A	N/A	N/A	N/A	N/A	N/A	N/A
			HEALTHCARE	W34/F08	12.1	10.1	2	16.5%									N/A	N/A	N/A	N/A	N/A	N/A						
			HEALTHCARE	W35/F08	12.2	10.1	2.1	17.2%									N/A	N/A	N/A	N/A	N/A	N/A						
			HEALTHCARE	W36/F08	12.2	10.1	2.1	17.2%									N/A	N/A	N/A	N/A	N/A	N/A						
GUYS CAMPUS (TOWER WING) (CONTINUED)																												
	R9	HEALTHCARE	HEALTHCARE	W37/F08	12.2	10.2	2	16.4%	11.9	11.1	0.8	6.7%	100	100	0.0	0.0%	9	3	9	3	0.0%	0.0%	20	13	20	13	0.0%	0.0%
			HEALTHCARE	W38/F08	12.2	10.2	2	16.4%									9	3	9	3	0.0%	0.0%						
			HEALTHCARE	W39/F08	12.3	10.3	2	16.3%									15	13	15	13	0.0%	0.0%						
			HEALTHCARE	W44/F08	11.7	11.7	0	0.0%									15	13	15	13	0.0%	0.0%						
			HEALTHCARE	W45/F08	11.7	11.7	0	0.0%									15	13	15	13	0.0%	0.0%						
			HEALTHCARE	W46/F08	11.6	11.6	0	0.0%									15	13	15	13	0.0%	0.0%						
			HEALTHCARE	W47/F08	11.6	11.6	0	0.0%									15	13	15	13	0.0%	0.0%						
			HEALTHCARE	W48/F08	11.5	11.5	0	0.0%									15	13	15	13	0.0%	0.0%						
F09	R1	HEALTHCARE	HEALTHCARE	W1/F09	3.3	3.3	0	0.0%	6.2	5.5	0.7	11.3%	100	100	0.0	0.0%	N/A	N/A	N/A	N/A	N/A	N/A	N/A	N/A	N/A	N/A	N/A	N/A
			HEALTHCARE	W2/F09	3.3	3.2	0.1	3.0%									N/A	N/A	N/A	N/A	N/A	N/A						
			HEALTHCARE	W3/F09	3.3	3.2	0.1	3.0%									N/A	N/A	N/A	N/A	N/A	N/A						
			HEALTHCARE	W4/F09	3.3	3.2	0.1	3.0%									N/A	N/A	N/A	N/A	N/A	N/A						
			HEALTHCARE	W5/F09	3.4	3.3	0.1	2.9%									N/A	N/A	N/A	N/A	N/A	N/A						
			HEALTHCARE	W6/F09	11.5	9.5	2	17.4%									N/A	N/A	N/A	N/A	N/A	N/A						
			HEALTHCARE	W7/F09	11.5	9.5	2	17.4%									N/A	N/A	N/A	N/A	N/A	N/A						
			HEALTHCARE	W8/F09	11.6	9.6	2	17.2%									N/A	N/A	N/A	N/A	N/A	N/A						
	R2 (3)	HEALTHCARE	HEALTHCARE	W9/F09	11.6	9.6	2	17.2%	11.7	9.7	2	17.1%	100	100	0.0	0.0%	N/A	N/A	N/A	N/A	N/A	N/A	N/A	N/A	N/A	N/A	N/A	N/A
			HEALTHCARE	W10/F09	11.7	9.7	2	17.1%									N/A	N/A	N/A	N/A	N/A	N/A						
			HEALTHCARE	W11/F09	11.7	9.7	2	17.1%									N/A	N/A	N/A	N/A	N/A	N/A						
			HEALTHCARE	W12/F09	11.7	9.7	2	17.1%									N/A	N/A	N/A	N/A	N/A	N/A						
	R3 (3)	HEALTHCARE	HEALTHCARE	W13/F09	11.8	9.8	2	16.9%	11.8	9.8	2	16.9%	100	100	0.0	0.0%	N/A	N/A	N/A	N/A	N/A	N/A	N/A	N/A	N/A	N/A	N/A	N/A

(1) KITCHEN SMALLER THAN 13m2

(2) INC\HZ = SKY COMPONENT (INCLINED\HORIZONTAL WINDOWS)

(3) SINGLE ASPECT ROOM DEEPER THAN 5m

					VSC (WINDOW)				VSC (ROOM)				NSL				APSH (WINDOW)						APSH (ROOM)					
FLOOR	ROOM	PROPERTY TYPE	ROOM USE	WINDOW	EX. %	PR. %	LOSS	LOSS %	EX. %	PR. %	LOSS	LOSS %	EX. %	PR. %	LOSS SQM	LOSS %	EX.		PR.		LOSS %		EX.		PR.		LOSS %	
																	ANNUAL	WINTER	ANNUAL	WINTER	ANNUAL	WINTER	ANNUAL	WINTER	ANNUAL	WINTER	ANNUAL	WINTER
			HEALTHCARE	W14/F09	11.8	9.8	2	16.9%									N/A	N/A	N/A	N/A	N/A	N/A						
			HEALTHCARE	W15/F09	11.8	9.8	2	16.9%									N/A	N/A	N/A	N/A	N/A	N/A						
			HEALTHCARE	W16/F09	11.8	9.8	2	16.9%									N/A	N/A	N/A	N/A	N/A	N/A						
	R4 (3)	HEALTHCARE	HEALTHCARE	W17/F09	11.9	9.9	2	16.8%	11.9	9.9	2	16.8%	100	100	0.0	0.0%	N/A	N/A	N/A	N/A	N/A	N/A	N/A	N/A	N/A	N/A	N/A	N/A
			HEALTHCARE	W18/F09	11.9	9.9	2	16.8%									N/A	N/A	N/A	N/A	N/A	N/A						
			HEALTHCARE	W19/F09	11.9	9.9	2	16.8%									N/A	N/A	N/A	N/A	N/A	N/A						
			HEALTHCARE	W20/F09	12	9.9	2.1	17.5%									N/A	N/A	N/A	N/A	N/A	N/A						
	R5 (3)	HEALTHCARE	HEALTHCARE	W21/F09	12	9.9	2.1	17.5%	12	10	2	16.7%	100	100	0.0	0.0%	N/A	N/A	N/A	N/A	N/A	N/A	N/A	N/A	N/A	N/A	N/A	N/A
			HEALTHCARE	W22/F09	12	9.9	2.1	17.5%									N/A	N/A	N/A	N/A	N/A	N/A						
			HEALTHCARE	W23/F09	12	10	2	16.7%									N/A	N/A	N/A	N/A	N/A	N/A						
GUYS CAMPUS (TOWER WING) (CONTINUED)																												
			HEALTHCARE	W24/F09	12	10	2	16.7%									N/A	N/A	N/A	N/A	N/A	N/A						
	R6 (3)	HEALTHCARE	HEALTHCARE	W25/F09	12.1	10	2.1	17.4%	12.1	10	2.1	17.4%	100	100	0.0	0.0%	N/A	N/A	N/A	N/A	N/A	N/A	N/A	N/A	N/A	N/A	N/A	N/A
			HEALTHCARE	W26/F09	12.1	10	2.1	17.4%									N/A	N/A	N/A	N/A	N/A	N/A						
			HEALTHCARE	W27/F09	12.1	10	2.1	17.4%									N/A	N/A	N/A	N/A	N/A	N/A						
			HEALTHCARE	W28/F09	12.1	10.1	2	16.5%									N/A	N/A	N/A	N/A	N/A	N/A						
	R7 (3)	HEALTHCARE	HEALTHCARE	W29/F09	12.1	10.1	2	16.5%	12.1	10.1	2	16.5%	100	100	0.0	0.0%	N/A	N/A	N/A	N/A	N/A	N/A	N/A	N/A	N/A	N/A	N/A	N/A
			HEALTHCARE	W30/F09	12.1	10.1	2	16.5%									N/A	N/A	N/A	N/A	N/A	N/A						
			HEALTHCARE	W31/F09	12.1	10.1	2	16.5%									N/A	N/A	N/A	N/A	N/A	N/A						
			HEALTHCARE	W32/F09	12.2	10.1	2.1	17.2%									N/A	N/A	N/A	N/A	N/A	N/A						
	R8 (3)	HEALTHCARE	HEALTHCARE	W33/F09	12.2	10.2	2	16.4%	12.2	10.2	2	16.4%	100	100	0.0	0.0%	N/A	N/A	N/A	N/A	N/A	N/A	N/A	N/A	N/A	N/A	N/A	N/A
			HEALTHCARE	W34/F09	12.2	10.2	2	16.4%									N/A	N/A	N/A	N/A	N/A	N/A						
			HEALTHCARE	W35/F09	12.2	10.2	2	16.4%									N/A	N/A	N/A	N/A	N/A	N/A						
			HEALTHCARE	W36/F09	12.2	10.2	2	16.4%									N/A	N/A	N/A	N/A	N/A	N/A						
	R9	HEALTHCARE	HEALTHCARE	W37/F09	12.2	10.3	1.9	15.6%	12.3	11.6	0.7	5.7%	100	100	0.0	0.0%	9	9	9	9	0.0%	0.0%	20	13	20	13	0.0%	0.0%
			HEALTHCARE	W38/F09	12.3	10.3	2	16.3%									9	9	9	9	0.0%	0.0%						
			HEALTHCARE	W39/F09	12.3	10.4	1.9	15.4%									9	9	9	9	0.0%	0.0%						
			HEALTHCARE	W44/F09	12.4	12.4	0	0.0%									15	13	15	13	0.0%	0.0%						
			HEALTHCARE	W45/F09	12.4	12.4	0	0.0%									15	13	15	13	0.0%	0.0%						
			HEALTHCARE	W46/F09	12.3	12.3	0	0.0%									15	13	15	13	0.0%	0.0%						
			HEALTHCARE	W47/F09	12.3	12.3	0	0.0%									15	13	15	13	0.0%	0.0%						
			HEALTHCARE	W48/F09	12.3	12.3	0	0.0%									15	13	15	13	0.0%	0.0%						
F10	R1	HEALTHCARE	HEALTHCARE	W1/F10	3.4	3.4	0	0.0%	6.3	5.5	0.8	12.7%	100	100	0.0	0.0%	N/A	N/A	N/A	N/A	N/A	N/A	N/A	N/A	N/A	N/A	N/A	N/A
			HEALTHCARE	W2/F10	3.4	3.3	0.1	2.9%									N/A	N/A	N/A	N/A	N/A	N/A						
			HEALTHCARE	W3/F10	3.3	3.3	0	0.0%									N/A	N/A	N/A	N/A	N/A	N/A						
			HEALTHCARE	W4/F10	3.3	3.3	0	0.0%									N/A	N/A	N/A	N/A	N/A	N/A						
			HEALTHCARE	W5/F10	3.4	3.3	0.1	2.9%									N/A	N/A	N/A	N/A	N/A	N/A						
			HEALTHCARE	W6/F10	11.6	9.6	2	17.2%									N/A	N/A	N/A	N/A	N/A	N/A						
			HEALTHCARE	W7/F10	11.6	9.7	1.9	16.4%									N/A	N/A	N/A	N/A	N/A	N/A						
			HEALTHCARE	W8/F10	11.6	9.7	1.9	16.4%									N/A	N/A	N/A	N/A	N/A	N/A						
	R2 (3)	HEALTHCARE	HEALTHCARE	W9/F10	11.7	9.8	1.9	16.2%	11.8	9.8	2	16.9%	100	100	0.0	0.0%	N/A	N/A	N/A	N/A	N/A	N/A	N/A	N/A	N/A	N/A	N/A	N/A
			HEALTHCARE	W10/F10	11.7	9.8	1.9	16.2%									N/A	N/A	N/A	N/A	N/A	N/A						
GUYS CAMPUS (TOWER WING) (CONTINUED)																												
			HEALTHCARE	W11/F10	11.8	9.8	2	16.9%									N/A	N/A	N/A	N/A	N/A	N/A						
			HEALTHCARE	W12/F10	11.8	9.9	1.9	16.1%									N/A	N/A	N/A	N/A	N/A	N/A						

(1) KITCHEN SMALLER THAN 13m2

(2) INC\HZ = SKY COMPONENT (INCLINED\HORIZONTAL WINDOWS)

(3) SINGLE ASPECT ROOM DEEPER THAN 5m

					VSC (WINDOW)				VSC (ROOM)				NSL				APSH (WINDOW)						APSH (ROOM)					
FLOOR	ROOM	PROPERTY TYPE	ROOM USE	WINDOW	EX. %	PR. %	LOSS	LOSS %	EX. %	PR. %	LOSS	LOSS %	EX. %	PR. %	LOSS SQM	LOSS %	EX.		PR.		LOSS %		EX.		PR.		LOSS %	
																	ANNUAL	WINTER	ANNUAL	WINTER	ANNUAL	WINTER	ANNUAL	WINTER	ANNUAL	WINTER	ANNUAL	WINTER
	R3 (3)	HEALTHCARE	HEALTHCARE	W13/F10	11.8	9.9	1.9	16.1%	11.9	9.9	2	16.8%	100	100	0.0	0.0%	N/A	N/A	N/A	N/A	N/A	N/A	N/A	N/A	N/A	N/A	N/A	N/A
			HEALTHCARE	W14/F10	11.9	9.9	2	16.8%									N/A	N/A	N/A	N/A	N/A	N/A						
			HEALTHCARE	W15/F10	11.9	9.9	2	16.8%									N/A	N/A	N/A	N/A	N/A	N/A						
			HEALTHCARE	W16/F10	11.9	9.9	2	16.8%									N/A	N/A	N/A	N/A	N/A	N/A						
	R4 (3)	HEALTHCARE	HEALTHCARE	W17/F10	11.9	10	1.9	16.0%	12	10	2	16.7%	100	100	0.0	0.0%	N/A	N/A	N/A	N/A	N/A	N/A	N/A	N/A	N/A	N/A	N/A	N/A
			HEALTHCARE	W18/F10	12	10	2	16.7%									N/A	N/A	N/A	N/A	N/A	N/A						
			HEALTHCARE	W19/F10	12	10	2	16.7%									N/A	N/A	N/A	N/A	N/A	N/A						
			HEALTHCARE	W20/F10	12	10	2	16.7%									N/A	N/A	N/A	N/A	N/A	N/A						
	R5 (3)	HEALTHCARE	HEALTHCARE	W21/F10	12	10.1	1.9	15.8%	12	10.1	1.9	15.8%	100	100	0.0	0.0%	N/A	N/A	N/A	N/A	N/A	N/A	N/A	N/A	N/A	N/A	N/A	N/A
			HEALTHCARE	W22/F10	12	10.1	1.9	15.8%									N/A	N/A	N/A	N/A	N/A	N/A						
			HEALTHCARE	W23/F10	12	10.1	1.9	15.8%									N/A	N/A	N/A	N/A	N/A	N/A						
			HEALTHCARE	W24/F10	12.1	10.1	2	16.5%									N/A	N/A	N/A	N/A	N/A	N/A						
	R6 (3)	HEALTHCARE	HEALTHCARE	W25/F10	12.1	10.1	2	16.5%	12.1	10.2	1.9	15.7%	100	100	0.0	0.0%	N/A	N/A	N/A	N/A	N/A	N/A	N/A	N/A	N/A	N/A	N/A	N/A
			HEALTHCARE	W26/F10	12.1	10.2	1.9	15.7%									N/A	N/A	N/A	N/A	N/A	N/A						
			HEALTHCARE	W27/F10	12.1	10.2	1.9	15.7%									N/A	N/A	N/A	N/A	N/A	N/A						
			HEALTHCARE	W28/F10	12.1	10.2	1.9	15.7%									N/A	N/A	N/A	N/A	N/A	N/A						
	R7 (3)	HEALTHCARE	HEALTHCARE	W29/F10	12.2	10.2	2	16.4%	12.2	10.2	2	16.4%	100	100	0.0	0.0%	N/A	N/A	N/A	N/A	N/A	N/A	N/A	N/A	N/A	N/A	N/A	N/A
			HEALTHCARE	W30/F10	12.2	10.2	2	16.4%									N/A	N/A	N/A	N/A	N/A	N/A						
			HEALTHCARE	W31/F10	12.2	10.3	1.9	15.6%									N/A	N/A	N/A	N/A	N/A	N/A						
			HEALTHCARE	W32/F10	12.2	10.3	1.9	15.6%									N/A	N/A	N/A	N/A	N/A	N/A						
	R8 (3)	HEALTHCARE	HEALTHCARE	W33/F10	12.2	10.3	1.9	15.6%	12.2	10.3	1.9	15.6%	100	100	0.0	0.0%	N/A	N/A	N/A	N/A	N/A	N/A	N/A	N/A	N/A	N/A	N/A	N/A
			HEALTHCARE	W34/F10	12.2	10.3	1.9	15.6%									N/A	N/A	N/A	N/A	N/A	N/A						
			HEALTHCARE	W35/F10	12.2	10.3	1.9	15.6%									N/A	N/A	N/A	N/A	N/A	N/A						
			HEALTHCARE	W36/F10	12.2	10.4	1.8	14.8%									N/A	N/A	N/A	N/A	N/A	N/A						
	R9	HEALTHCARE	HEALTHCARE	W37/F10	12.3	10.4	1.9	15.4%	12.4	11.7	0.7	5.6%	100	100	0.0	0.0%	9	9	9	9	0.0%	0.0%	20	13	20	13	0.0%	0.0%
			HEALTHCARE	W38/F10	12.3	10.4	1.9	15.4%									9	9	9	9	0.0%	0.0%						
			HEALTHCARE	W39/F10	12.4	10.5	1.9	15.3%									15	13	15	13	0.0%	0.0%						
			HEALTHCARE	W44/F10	12.5	12.5	0	0.0%									15	13	15	13	0.0%	0.0%						
			HEALTHCARE	W45/F10	12.5	12.5	0	0.0%									15	13	15	13	0.0%	0.0%						
GUYS CAMPUS (TOWER WING) (CONTINUED)																												
			HEALTHCARE	W46/F10	12.5	12.5	0	0.0%									15	13	15	13	0.0%	0.0%						
			HEALTHCARE	W47/F10	12.5	12.5	0	0.0%									15	13	15	13	0.0%	0.0%						
			HEALTHCARE	W48/F10	12.4	12.4	0	0.0%									15	13	15	13	0.0%	0.0%						
F11	R1	HEALTHCARE	HEALTHCARE	W1/F11	3.5	3.5	0	0.0%	6.4	5.7	0.7	10.9%	100	100	0.0	0.0%	N/A	N/A	N/A	N/A	N/A	N/A	N/A	N/A	N/A	N/A	N/A	N/A
			HEALTHCARE	W2/F11	3.5	3.4	0.1	2.9%									N/A	N/A	N/A	N/A	N/A	N/A						
			HEALTHCARE	W3/F11	3.5	3.4	0.1	2.9%									N/A	N/A	N/A	N/A	N/A	N/A						
			HEALTHCARE	W4/F11	3.5	3.4	0.1	2.9%									N/A	N/A	N/A	N/A	N/A	N/A						
			HEALTHCARE	W5/F11	3.5	3.4	0.1	2.9%									N/A	N/A	N/A	N/A	N/A	N/A						
			HEALTHCARE	W6/F11	11.6	9.8	1.8	15.5%									N/A	N/A	N/A	N/A	N/A	N/A						
			HEALTHCARE	W7/F11	11.7	9.9	1.8	15.4%									N/A	N/A	N/A	N/A	N/A	N/A						
			HEALTHCARE	W8/F11	11.7	9.9	1.8	15.4%									N/A	N/A	N/A	N/A	N/A	N/A						
	R2 (3)	HEALTHCARE	HEALTHCARE	W9/F11	11.7	9.9	1.8	15.4%	11.8	10	1.8	15.3%	100	100	0.0	0.0%	N/A	N/A	N/A	N/A	N/A	N/A	N/A	N/A	N/A	N/A	N/A	N/A
			HEALTHCARE	W10/F11	11.8	10	1.8	15.3%									N/A	N/A	N/A	N/A	N/A	N/A						
			HEALTHCARE	W11/F11	11.8	10	1.8	15.3%									N/A	N/A	N/A	N/A	N/A	N/A						
			HEALTHCARE	W12/F11	11.8	10	1.8	15.3%									N/A	N/A	N/A	N/A	N/A	N/A						

(1) KITCHEN SMALLER THAN 13m2

(2) INC\HZ = SKY COMPONENT (INCLINED\HORIZONTAL WINDOWS)

(3) SINGLE ASPECT ROOM DEEPER THAN 5m

					VSC (WINDOW)				VSC (ROOM)				NSL				APSH (WINDOW)						APSH (ROOM)					
FLOOR	ROOM	PROPERTY TYPE	ROOM USE	WINDOW	EX. %	PR. %	LOSS	LOSS %	EX. %	PR. %	LOSS	LOSS %	EX. %	PR. %	LOSS SQM	LOSS %	EX.		PR.		LOSS %		EX.		PR.		LOSS %	
																	ANNUAL	WINTER	ANNUAL	WINTER	ANNUAL	WINTER	ANNUAL	WINTER	ANNUAL	WINTER	ANNUAL	WINTER
	R3 (3)	HEALTHCARE	HEALTHCARE	W13/F11	11.9	10.1	1.8	15.1%	11.9	10.1	1.8	15.1%	100	100	0.0	0.0%	N/A	N/A	N/A	N/A	N/A	N/A	N/A	N/A	N/A	N/A	N/A	N/A
			HEALTHCARE	W14/F11	11.9	10.1	1.8	15.1%									N/A	N/A	N/A	N/A	N/A	N/A						
			HEALTHCARE	W15/F11	11.9	10.1	1.8	15.1%									N/A	N/A	N/A	N/A	N/A	N/A						
			HEALTHCARE	W16/F11	11.9	10.1	1.8	15.1%									N/A	N/A	N/A	N/A	N/A	N/A						
	R4 (3)	HEALTHCARE	HEALTHCARE	W17/F11	12	10.2	1.8	15.0%	12	10.2	1.8	15.0%	100	100	0.0	0.0%	N/A	N/A	N/A	N/A	N/A	N/A	N/A	N/A	N/A	N/A	N/A	N/A
			HEALTHCARE	W18/F11	12	10.2	1.8	15.0%									N/A	N/A	N/A	N/A	N/A	N/A						
			HEALTHCARE	W19/F11	12	10.2	1.8	15.0%									N/A	N/A	N/A	N/A	N/A	N/A						
			HEALTHCARE	W20/F11	12	10.2	1.8	15.0%									N/A	N/A	N/A	N/A	N/A	N/A						
	R5 (3)	HEALTHCARE	HEALTHCARE	W21/F11	12.1	10.2	1.9	15.7%	12.1	10.2	1.9	15.7%	100	100	0.0	0.0%	N/A	N/A	N/A	N/A	N/A	N/A	N/A	N/A	N/A	N/A	N/A	N/A
			HEALTHCARE	W22/F11	12.1	10.2	1.9	15.7%									N/A	N/A	N/A	N/A	N/A	N/A						
			HEALTHCARE	W23/F11	12.1	10.3	1.8	14.9%									N/A	N/A	N/A	N/A	N/A	N/A						
			HEALTHCARE	W24/F11	12.1	10.3	1.8	14.9%									N/A	N/A	N/A	N/A	N/A	N/A						
	R6 (3)	HEALTHCARE	HEALTHCARE	W25/F11	12.1	10.3	1.8	14.9%	12.1	10.4	1.7	14.0%	100	100	0.0	0.0%	N/A	N/A	N/A	N/A	N/A	N/A	N/A	N/A	N/A	N/A	N/A	N/A
			HEALTHCARE	W26/F11	12.1	10.3	1.8	14.9%									N/A	N/A	N/A	N/A	N/A	N/A						
			HEALTHCARE	W27/F11	12.1	10.4	1.7	14.0%									N/A	N/A	N/A	N/A	N/A	N/A						
			HEALTHCARE	W28/F11	12.2	10.4	1.8	14.8%									N/A	N/A	N/A	N/A	N/A	N/A						
GUYS CAMPUS (TOWER WING) (CONTINUED)																												
	R7 (3)	HEALTHCARE	HEALTHCARE	W29/F11	12.2	10.4	1.8	14.8%	12.2	10.4	1.8	14.8%	100	100	0.0	0.0%	N/A	N/A	N/A	N/A	N/A	N/A	N/A	N/A	N/A	N/A	N/A	N/A
			HEALTHCARE	W30/F11	12.2	10.4	1.8	14.8%									N/A	N/A	N/A	N/A	N/A	N/A						
			HEALTHCARE	W31/F11	12.2	10.4	1.8	14.8%									N/A	N/A	N/A	N/A	N/A	N/A						
			HEALTHCARE	W32/F11	12.2	10.5	1.7	13.9%									N/A	N/A	N/A	N/A	N/A	N/A						
	R8 (3)	HEALTHCARE	HEALTHCARE	W33/F11	12.2	10.5	1.7	13.9%	12.3	10.5	1.8	14.6%	100	100	0.0	0.0%	N/A	N/A	N/A	N/A	N/A	N/A	N/A	N/A	N/A	N/A	N/A	N/A
			HEALTHCARE	W34/F11	12.3	10.5	1.8	14.6%									N/A	N/A	N/A	N/A	N/A	N/A						
			HEALTHCARE	W35/F11	12.3	10.5	1.8	14.6%									N/A	N/A	N/A	N/A	N/A	N/A						
			HEALTHCARE	W36/F11	12.3	10.5	1.8	14.6%									N/A	N/A	N/A	N/A	N/A	N/A						
	R9	HEALTHCARE	HEALTHCARE	W37/F11	12.3	10.6	1.7	13.8%	12.4	11.8	0.6	4.8%	100	100	0.0	0.0%	15	13	15	13	0.0%	0.0%	20	13	20	13	0.0%	0.0%
			HEALTHCARE	W38/F11	12.3	10.6	1.7	13.8%									9	3	9	3	0.0%	0.0%						
			HEALTHCARE	W39/F11	12.4	10.7	1.7	13.7%									15	13	15	13	0.0%	0.0%						
			HEALTHCARE	W44/F11	12.5	12.5	0	0.0%									15	13	15	13	0.0%	0.0%						
			HEALTHCARE	W45/F11	12.5	12.5	0	0.0%									15	13	15	13	0.0%	0.0%						
			HEALTHCARE	W46/F11	12.5	12.5	0	0.0%									15	13	15	13	0.0%	0.0%						
			HEALTHCARE	W47/F11	12.5	12.5	0	0.0%									15	13	15	13	0.0%	0.0%						
			HEALTHCARE	W48/F11	12.4	12.4	0	0.0%									15	13	15	13	0.0%	0.0%						
F12	R1	HEALTHCARE	HEALTHCARE	W1/F12	3.8	3.8	0	0.0%	6.5	5.9	0.6	9.2%	100	100	0.0	0.0%	N/A	N/A	N/A	N/A	N/A	N/A	N/A	N/A	N/A	N/A	N/A	N/A
			HEALTHCARE	W2/F12	3.7	3.7	0	0.0%									N/A	N/A	N/A	N/A	N/A	N/A						
			HEALTHCARE	W3/F12	3.7	3.7	0	0.0%									N/A	N/A	N/A	N/A	N/A	N/A						
			HEALTHCARE	W4/F12	3.7	3.7	0	0.0%									N/A	N/A	N/A	N/A	N/A	N/A						
			HEALTHCARE	W5/F12	3.8	3.7	0.1	2.6%									N/A	N/A	N/A	N/A	N/A	N/A						
			HEALTHCARE	W6/F12	11.7	10	1.7	14.5%									N/A	N/A	N/A	N/A	N/A	N/A						
			HEALTHCARE	W7/F12	11.7	10	1.7	14.5%									N/A	N/A	N/A	N/A	N/A	N/A						
			HEALTHCARE	W8/F12	11.7	10.1	1.6	13.7%									N/A	N/A	N/A	N/A	N/A	N/A						
	R2 (3)	HEALTHCARE	HEALTHCARE	W9/F12	11.8	10.1	1.7	14.4%	11.8	10.2	1.6	13.6%	100	100	0.0	0.0%	N/A	N/A	N/A	N/A	N/A	N/A	N/A	N/A	N/A	N/A	N/A	N/A
			HEALTHCARE	W10/F12	11.8	10.1	1.7	14.4%									N/A	N/A	N/A	N/A	N/A	N/A						
			HEALTHCARE	W11/F12	11.8	10.2	1.6	13.6%									N/A	N/A	N/A	N/A	N/A	N/A						
			HEALTHCARE	W12/F12	11.8	10.2	1.6	13.6%									N/A	N/A	N/A	N/A	N/A	N/A						

(1) KITCHEN SMALLER THAN 13m2

(2) INC\HZ = SKY COMPONENT (INCLINED\HORIZONTAL WINDOWS)

(3) SINGLE ASPECT ROOM DEEPER THAN 5m

					VSC (WINDOW)				VSC (ROOM)				NSL				APSH (WINDOW)						APSH (ROOM)					
FLOOR	ROOM	PROPERTY TYPE	ROOM USE	WINDOW	EX. %	PR. %	LOSS	LOSS %	EX. %	PR. %	LOSS	LOSS %	EX. %	PR. %	LOSS SQM	LOSS %	EX.		PR.		LOSS %		EX.		PR.		LOSS %	
																	ANNUAL	WINTER	ANNUAL	WINTER	ANNUAL	WINTER	ANNUAL	WINTER	ANNUAL	WINTER	ANNUAL	WINTER
	R3 (3)	HEALTHCARE	HEALTHCARE	W13/F12	11.9	10.2	1.7	14.3%	11.9	10.3	1.6	13.4%	100	100	0.0	0.0%	N/A	N/A	N/A	N/A	N/A	N/A	N/A	N/A	N/A	N/A	N/A	N/A
			HEALTHCARE	W14/F12	11.9	10.3	1.6	13.4%									N/A	N/A	N/A	N/A	N/A	N/A						
			HEALTHCARE	W15/F12	11.9	10.3	1.6	13.4%									N/A	N/A	N/A	N/A	N/A	N/A						
GUYS CAMPUS (TOWER WING) (CONTINUED)																												
			HEALTHCARE	W16/F12	11.9	10.3	1.6	13.4%									N/A	N/A	N/A	N/A	N/A	N/A						
	R4 (3)	HEALTHCARE	HEALTHCARE	W17/F12	12	10.3	1.7	14.2%	12	10.4	1.6	13.3%	100	100	0.0	0.0%	N/A	N/A	N/A	N/A	N/A	N/A	N/A	N/A	N/A	N/A	N/A	N/A
			HEALTHCARE	W18/F12	12	10.3	1.7	14.2%									N/A	N/A	N/A	N/A	N/A	N/A						
			HEALTHCARE	W19/F12	12	10.4	1.6	13.3%									N/A	N/A	N/A	N/A	N/A	N/A						
			HEALTHCARE	W20/F12	12.1	10.4	1.7	14.0%									N/A	N/A	N/A	N/A	N/A	N/A						
	R5 (3)	HEALTHCARE	HEALTHCARE	W21/F12	12.1	10.4	1.7	14.0%	12.1	10.4	1.7	14.0%	100	100	0.0	0.0%	N/A	N/A	N/A	N/A	N/A	N/A	N/A	N/A	N/A	N/A	N/A	N/A
			HEALTHCARE	W22/F12	12.1	10.4	1.7	14.0%									N/A	N/A	N/A	N/A	N/A	N/A						
			HEALTHCARE	W23/F12	12.1	10.4	1.7	14.0%									N/A	N/A	N/A	N/A	N/A	N/A						
			HEALTHCARE	W24/F12	12.1	10.4	1.7	14.0%									N/A	N/A	N/A	N/A	N/A	N/A						
	R6 (3)	HEALTHCARE	HEALTHCARE	W25/F12	12.2	10.5	1.7	13.9%	12.2	10.5	1.7	13.9%	100	100	0.0	0.0%	N/A	N/A	N/A	N/A	N/A	N/A	N/A	N/A	N/A	N/A	N/A	N/A
			HEALTHCARE	W26/F12	12.2	10.5	1.7	13.9%									N/A	N/A	N/A	N/A	N/A	N/A						
			HEALTHCARE	W27/F12	12.2	10.5	1.7	13.9%									N/A	N/A	N/A	N/A	N/A	N/A						
			HEALTHCARE	W28/F12	12.2	10.5	1.7	13.9%									N/A	N/A	N/A	N/A	N/A	N/A						
	R7 (3)	HEALTHCARE	HEALTHCARE	W29/F12	12.2	10.6	1.6	13.1%	12.2	10.6	1.6	13.1%	100	100	0.0	0.0%	N/A	N/A	N/A	N/A	N/A	N/A	N/A	N/A	N/A	N/A	N/A	N/A
			HEALTHCARE	W30/F12	12.2	10.6	1.6	13.1%									N/A	N/A	N/A	N/A	N/A	N/A						
			HEALTHCARE	W31/F12	12.2	10.6	1.6	13.1%									N/A	N/A	N/A	N/A	N/A	N/A						
			HEALTHCARE	W32/F12	12.3	10.6	1.7	13.8%									N/A	N/A	N/A	N/A	N/A	N/A						
	R8 (3)	HEALTHCARE	HEALTHCARE	W33/F12	12.3	10.7	1.6	13.0%	12.3	10.7	1.6	13.0%	100	100	0.0	0.0%	N/A	N/A	N/A	N/A	N/A	N/A	N/A	N/A	N/A	N/A	N/A	N/A
			HEALTHCARE	W34/F12	12.3	10.7	1.6	13.0%									N/A	N/A	N/A	N/A	N/A	N/A						
			HEALTHCARE	W35/F12	12.3	10.7	1.6	13.0%									N/A	N/A	N/A	N/A	N/A	N/A						
			HEALTHCARE	W36/F12	12.3	10.7	1.6	13.0%									N/A	N/A	N/A	N/A	N/A	N/A						
	R9	HEALTHCARE	HEALTHCARE	W37/F12	12.3	10.7	1.6	13.0%	12.4	11.8	0.6	4.8%	100	100	0.0	0.0%	5	5	5	5	0.0%	0.0%	20	13	20	13	0.0%	0.0%
			HEALTHCARE	W38/F12	12.4	10.7	1.7	13.7%									9	9	9	9	0.0%	0.0%						
			HEALTHCARE	W39/F12	12.4	10.8	1.6	12.9%																				
			HEALTHCARE	W44/F12	12.5	12.5	0	0.0%									15	13	15	13	0.0%	0.0%						
			HEALTHCARE	W45/F12	12.5	12.5	0	0.0%									15	13	15	13	0.0%	0.0%						
			HEALTHCARE	W46/F12	12.5	12.5	0	0.0%									15	13	15	13	0.0%	0.0%						
			HEALTHCARE	W47/F12	12.5	12.5	0	0.0%									15	13	15	13	0.0%	0.0%						
			HEALTHCARE	W48/F12	12.4	12.4	0	0.0%									15	13	15	13	0.0%	0.0%						
F13	R1	HEALTHCARE	HEALTHCARE	W1/F13	4.1	4.1	0	0.0%	6.7	6.2	0.5	7.5%	100	100	0.0	0.0%	N/A	N/A	N/A	N/A	N/A	N/A	N/A	N/A	N/A	N/A	N/A	N/A
			HEALTHCARE	W2/F13	4	4	0	0.0%									N/A	N/A	N/A	N/A	N/A	N/A						
GUYS CAMPUS (TOWER WING) (CONTINUED)																												
			HEALTHCARE	W3/F13	4	4	0	0.0%									N/A	N/A	N/A	N/A	N/A	N/A						
			HEALTHCARE	W4/F13	4	4	0	0.0%									N/A	N/A	N/A	N/A	N/A	N/A						
			HEALTHCARE	W5/F13	4.1	4	0.1	2.4%									N/A	N/A	N/A	N/A	N/A	N/A						
			HEALTHCARE	W6/F13	11.7	10.2	1.5	12.8%									N/A	N/A	N/A	N/A	N/A	N/A						
			HEALTHCARE	W7/F13	11.7	10.2	1.5	12.8%									N/A	N/A	N/A	N/A	N/A	N/A						
			HEALTHCARE	W8/F13	11.8	10.2	1.6	13.6%									N/A	N/A	N/A	N/A	N/A	N/A						
	R2 (3)	HEALTHCARE	HEALTHCARE	W9/F13	11.8	10.3	1.5	12.7%	11.8	10.3	1.5	12.7%	100	100	0.0	0.0%	N/A	N/A	N/A	N/A	N/A	N/A	N/A	N/A	N/A	N/A	N/A	N/A
			HEALTHCARE	W10/F13	11.8	10.3	1.5	12.7%									N/A	N/A	N/A	N/A	N/A	N/A						
			HEALTHCARE	W11/F13	11.9	10.3	1.6	13.4%									N/A	N/A	N/A	N/A	N/A	N/A						

(1) KITCHEN SMALLER THAN 13m2

(2) INC\HZ = SKY COMPONENT (INCLINED\HORIZONTAL WINDOWS)

(3) SINGLE ASPECT ROOM DEEPER THAN 5m

					VSC (WINDOW)				VSC (ROOM)				NSL				APSH (WINDOW)						APSH (ROOM)					
FLOOR	ROOM	PROPERTY TYPE	ROOM USE	WINDOW	EX. %	PR. %	LOSS	LOSS %	EX. %	PR. %	LOSS	LOSS %	EX. %	PR. %	LOSS SQM	LOSS %	EX.		PR.		LOSS %		EX.		PR.		LOSS %	
																	ANNUAL	WINTER	ANNUAL	WINTER	ANNUAL	WINTER	ANNUAL	WINTER	ANNUAL	WINTER	ANNUAL	WINTER
			HEALTHCARE	W12/F13	11.9	10.4	1.5	12.6%									N/A	N/A	N/A	N/A	N/A	N/A						
	R3 (3)	HEALTHCARE	HEALTHCARE	W13/F13	11.9	10.4	1.5	12.6%	12	10.4	1.6	13.3%	100	100	0.0	0.0%	N/A	N/A	N/A	N/A	N/A	N/A	N/A	N/A	N/A	N/A	N/A	N/A
			HEALTHCARE	W14/F13	11.9	10.4	1.5	12.6%									N/A	N/A	N/A	N/A	N/A	N/A						
			HEALTHCARE	W15/F13	12	10.4	1.6	13.3%									N/A	N/A	N/A	N/A	N/A	N/A						
			HEALTHCARE	W16/F13	12	10.4	1.6	13.3%									N/A	N/A	N/A	N/A	N/A	N/A						
	R4 (3)	HEALTHCARE	HEALTHCARE	W17/F13	12	10.5	1.5	12.5%	12	10.5	1.5	12.5%	100	100	0.0	0.0%	N/A	N/A	N/A	N/A	N/A	N/A	N/A	N/A	N/A	N/A	N/A	N/A
			HEALTHCARE	W18/F13	12	10.5	1.5	12.5%									N/A	N/A	N/A	N/A	N/A	N/A						
			HEALTHCARE	W19/F13	12.1	10.5	1.6	13.2%									N/A	N/A	N/A	N/A	N/A	N/A						
			HEALTHCARE	W20/F13	12.1	10.6	1.5	12.4%									N/A	N/A	N/A	N/A	N/A	N/A						
	R5 (3)	HEALTHCARE	HEALTHCARE	W21/F13	12.1	10.6	1.5	12.4%	12.1	10.6	1.5	12.4%	100	100	0.0	0.0%	N/A	N/A	N/A	N/A	N/A	N/A	N/A	N/A	N/A	N/A	N/A	N/A
			HEALTHCARE	W22/F13	12.1	10.6	1.5	12.4%									N/A	N/A	N/A	N/A	N/A	N/A						
			HEALTHCARE	W23/F13	12.1	10.6	1.5	12.4%									N/A	N/A	N/A	N/A	N/A	N/A						
			HEALTHCARE	W24/F13	12.2	10.6	1.6	13.1%									N/A	N/A	N/A	N/A	N/A	N/A						
	R6 (3)	HEALTHCARE	HEALTHCARE	W25/F13	12.2	10.7	1.5	12.3%	12.2	10.7	1.5	12.3%	100	100	0.0	0.0%	N/A	N/A	N/A	N/A	N/A	N/A	N/A	N/A	N/A	N/A	N/A	N/A
			HEALTHCARE	W26/F13	12.2	10.7	1.5	12.3%									N/A	N/A	N/A	N/A	N/A	N/A						
			HEALTHCARE	W27/F13	12.2	10.7	1.5	12.3%									N/A	N/A	N/A	N/A	N/A	N/A						
			HEALTHCARE	W28/F13	12.2	10.7	1.5	12.3%									N/A	N/A	N/A	N/A	N/A	N/A						
	R7 (3)	HEALTHCARE	HEALTHCARE	W29/F13	12.3	10.7	1.6	13.0%	12.3	10.8	1.5	12.2%	100	100	0.0	0.0%	N/A	N/A	N/A	N/A	N/A	N/A	N/A	N/A	N/A	N/A	N/A	N/A
			HEALTHCARE	W30/F13	12.3	10.7	1.6	13.0%									N/A	N/A	N/A	N/A	N/A	N/A						
			HEALTHCARE	W31/F13	12.3	10.8	1.5	12.2%									N/A	N/A	N/A	N/A	N/A	N/A						
			HEALTHCARE	W32/F13	12.3	10.8	1.5	12.2%									N/A	N/A	N/A	N/A	N/A	N/A						
	R8 (3)	HEALTHCARE	HEALTHCARE	W33/F13	12.3	10.8	1.5	12.2%	12.3	10.8	1.5	12.2%	100	100	0.0	0.0%	N/A	N/A	N/A	N/A	N/A	N/A	N/A	N/A	N/A	N/A	N/A	N/A
GUYS CAMPUS (TOWER WING) (CONTINUED)																												
			HEALTHCARE	W34/F13	12.3	10.8	1.5	12.2%									N/A	N/A	N/A	N/A	N/A	N/A						
			HEALTHCARE	W35/F13	12.3	10.8	1.5	12.2%									N/A	N/A	N/A	N/A	N/A	N/A						
			HEALTHCARE	W36/F13	12.3	10.9	1.4	11.4%									N/A	N/A	N/A	N/A	N/A	N/A						
	R9	HEALTHCARE	HEALTHCARE	W37/F13	12.4	10.9	1.5	12.1%	12.4	11.9	0.5	4.0%	100	100	0.0	0.0%							20	13	20	13	0.0%	0.0%
			HEALTHCARE	W38/F13	12.4	10.9	1.5	12.1%																				
			HEALTHCARE	W39/F13	12.4	11	1.4	11.3%																				
			HEALTHCARE	W44/F13	12.5	12.5	0	0.0%									15	13	15	13	0.0%	0.0%						
			HEALTHCARE	W45/F13	12.5	12.5	0	0.0%									15	13	15	13	0.0%	0.0%						
			HEALTHCARE	W46/F13	12.5	12.5	0	0.0%									15	13	15	13	0.0%	0.0%						
			HEALTHCARE	W47/F13	12.5	12.5	0	0.0%									15	13	15	13	0.0%	0.0%						
			HEALTHCARE	W48/F13	12.4	12.4	0	0.0%									15	13	15	13	0.0%	0.0%						
F14	R1	HEALTHCARE	HEALTHCARE	W1/F14	4.4	4.4	0	0.0%	7	6.4	0.6	8.6%	100	100	0.0	0.0%												
			HEALTHCARE	W2/F14	4.4	4.3	0.1	2.3%									N/A	N/A	N/A	N/A	N/A	N/A						
			HEALTHCARE	W3/F14	4.3	4.3	0	0.0%									N/A	N/A	N/A	N/A	N/A	N/A						
			HEALTHCARE	W4/F14	4.3	4.3	0	0.0%									N/A	N/A	N/A	N/A	N/A	N/A						
			HEALTHCARE	W5/F14	4.4	4.3	0.1	2.3%									N/A	N/A	N/A	N/A	N/A	N/A						
			HEALTHCARE	W6/F14	11.7	10.3	1.4	12.0%									N/A	N/A	N/A	N/A	N/A	N/A						
			HEALTHCARE	W7/F14	11.8	10.4	1.4	11.9%									N/A	N/A	N/A	N/A	N/A	N/A						
			HEALTHCARE	W8/F14	11.8	10.4	1.4	11.9%									N/A	N/A	N/A	N/A	N/A	N/A						
	R2 (3)	HEALTHCARE	HEALTHCARE	W9/F14	11.8	10.5	1.3	11.0%	11.9	10.5	1.4	11.8%	100	100	0.0	0.0%	N/A	N/A	N/A	N/A	N/A	N/A	N/A	N/A	N/A	N/A	N/A	N/A
			HEALTHCARE	W10/F14	11.9	10.5	1.4	11.8%									N/A	N/A	N/A	N/A	N/A	N/A						
			HEALTHCARE	W11/F14	11.9	10.5	1.4	11.8%									N/A	N/A	N/A	N/A	N/A	N/A						

(1) KITCHEN SMALLER THAN 13m2

(2) INC\HZ = SKY COMPONENT (INCLINED\HORIZONTAL WINDOWS)

(3) SINGLE ASPECT ROOM DEEPER THAN 5m

					VSC (WINDOW)				VSC (ROOM)				NSL				APSH (WINDOW)						APSH (ROOM)					
FLOOR	ROOM	PROPERTY TYPE	ROOM USE	WINDOW	EX. %	PR. %	LOSS	LOSS %	EX. %	PR. %	LOSS	LOSS %	EX. %	PR. %	LOSS SQM	LOSS %	EX.		PR.		LOSS %		EX.		PR.		LOSS %	
																	ANNUAL	WINTER	ANNUAL	WINTER	ANNUAL	WINTER	ANNUAL	WINTER	ANNUAL	WINTER	ANNUAL	WINTER
			HEALTHCARE	W12/F14	11.9	10.5	1.4	11.8%									N/A	N/A	N/A	N/A	N/A	N/A						
	R3 (3)	HEALTHCARE	HEALTHCARE	W13/F14	12	10.6	1.4	11.7%	12	10.6	1.4	11.7%	100	100	0.0	0.0%	N/A	N/A	N/A	N/A	N/A	N/A	N/A	N/A	N/A	N/A	N/A	N/A
			HEALTHCARE	W14/F14	12	10.6	1.4	11.7%									N/A	N/A	N/A	N/A	N/A	N/A						
			HEALTHCARE	W15/F14	12	10.6	1.4	11.7%									N/A	N/A	N/A	N/A	N/A	N/A						
			HEALTHCARE	W16/F14	12	10.6	1.4	11.7%									N/A	N/A	N/A	N/A	N/A	N/A						
	R4 (3)	HEALTHCARE	HEALTHCARE	W17/F14	12.1	10.7	1.4	11.6%	12.1	10.7	1.4	11.6%	100	100	0.0	0.0%	N/A	N/A	N/A	N/A	N/A	N/A	N/A	N/A	N/A	N/A	N/A	N/A
			HEALTHCARE	W18/F14	12.1	10.7	1.4	11.6%									N/A	N/A	N/A	N/A	N/A	N/A						
			HEALTHCARE	W19/F14	12.1	10.7	1.4	11.6%									N/A	N/A	N/A	N/A	N/A	N/A						
			HEALTHCARE	W20/F14	12.1	10.7	1.4	11.6%									N/A	N/A	N/A	N/A	N/A	N/A						
GUYS CAMPUS (TOWER WING) (CONTINUED)																												
	R5 (3)	HEALTHCARE	HEALTHCARE	W21/F14	12.1	10.8	1.3	10.7%	12.2	10.8	1.4	11.5%	100	100	0.0	0.0%	N/A	N/A	N/A	N/A	N/A	N/A	N/A	N/A	N/A	N/A	N/A	N/A
			HEALTHCARE	W22/F14	12.2	10.7	1.5	12.3%									N/A	N/A	N/A	N/A	N/A	N/A						
			HEALTHCARE	W23/F14	12.2	10.8	1.4	11.5%									N/A	N/A	N/A	N/A	N/A	N/A						
			HEALTHCARE	W24/F14	12.2	10.8	1.4	11.5%									N/A	N/A	N/A	N/A	N/A	N/A						
	R6 (3)	HEALTHCARE	HEALTHCARE	W25/F14	12.2	10.8	1.4	11.5%	12.2	10.9	1.3	10.7%	100	100	0.0	0.0%	N/A	N/A	N/A	N/A	N/A	N/A	N/A	N/A	N/A	N/A	N/A	N/A
			HEALTHCARE	W26/F14	12.2	10.8	1.4	11.5%									N/A	N/A	N/A	N/A	N/A	N/A						
			HEALTHCARE	W27/F14	12.2	10.9	1.3	10.7%									N/A	N/A	N/A	N/A	N/A	N/A						
			HEALTHCARE	W28/F14	12.3	10.9	1.4	11.4%									N/A	N/A	N/A	N/A	N/A	N/A						
	R7 (3)	HEALTHCARE	HEALTHCARE	W29/F14	12.3	10.9	1.4	11.4%	12.3	10.9	1.4	11.4%	100	100	0.0	0.0%	N/A	N/A	N/A	N/A	N/A	N/A	N/A	N/A	N/A	N/A	N/A	N/A
			HEALTHCARE	W30/F14	12.3	10.9	1.4	11.4%									N/A	N/A	N/A	N/A	N/A	N/A						
			HEALTHCARE	W31/F14	12.3	10.9	1.4	11.4%									N/A	N/A	N/A	N/A	N/A	N/A						
			HEALTHCARE	W32/F14	12.3	11	1.3	10.6%									N/A	N/A	N/A	N/A	N/A	N/A						
	R8 (3)	HEALTHCARE	HEALTHCARE	W33/F14	12.3	11	1.3	10.6%	12.4	11	1.4	11.3%	100	100	0.0	0.0%	N/A	N/A	N/A	N/A	N/A	N/A	N/A	N/A	N/A	N/A	N/A	N/A
			HEALTHCARE	W34/F14	12.4	11	1.4	11.3%									N/A	N/A	N/A	N/A	N/A	N/A						
			HEALTHCARE	W35/F14	12.4	11	1.4	11.3%									N/A	N/A	N/A	N/A	N/A	N/A						
			HEALTHCARE	W36/F14	12.4	11	1.4	11.3%									N/A	N/A	N/A	N/A	N/A	N/A						
	R9	HEALTHCARE	HEALTHCARE	W37/F14	12.4	11	1.4	11.3%	12.5	11.9	0.6	4.8%	100	100	0.0	0.0%	15	13	15	13	0.0%	0.0%	20	13	20	13	0.0%	0.0%
			HEALTHCARE	W38/F14	12.4	11.1	1.3	10.5%									15	13	15	13	0.0%	0.0%						
			HEALTHCARE	W39/F14	12.5	11.2	1.3	10.4%									15	13	15	13	0.0%	0.0%						
			HEALTHCARE	W44/F14	12.5	12.5	0	0.0%									15	13	15	13	0.0%	0.0%						
			HEALTHCARE	W45/F14	12.5	12.5	0	0.0%									15	13	15	13	0.0%	0.0%						
			HEALTHCARE	W46/F14	12.5	12.5	0	0.0%									15	13	15	13	0.0%	0.0%						
			HEALTHCARE	W47/F14	12.5	12.5	0	0.0%									15	13	15	13	0.0%	0.0%						
			HEALTHCARE	W48/F14	12.4	12.4	0	0.0%									15	13	15	13	0.0%	0.0%						
F15	R1	HEALTHCARE	HEALTHCARE	W1/F15	4.8	4.8	0	0.0%	7.2	6.8	0.4	5.6%	100	100	0.0	0.0%	N/A	N/A	N/A	N/A	N/A	N/A	N/A	N/A	N/A	N/A	N/A	N/A
			HEALTHCARE	W2/F15	4.7	4.7	0	0.0%									N/A	N/A	N/A	N/A	N/A	N/A						
			HEALTHCARE	W3/F15	4.7	4.7	0	0.0%									N/A	N/A	N/A	N/A	N/A	N/A						
			HEALTHCARE	W4/F15	4.7	4.7	0	0.0%									N/A	N/A	N/A	N/A	N/A	N/A						
			HEALTHCARE	W5/F15	4.8	4.7	0.1	2.1%									N/A	N/A	N/A	N/A	N/A	N/A						
			HEALTHCARE	W6/F15	11.7	10.5	1.2	10.3%									N/A	N/A	N/A	N/A	N/A	N/A						
			HEALTHCARE	W7/F15	11.8	10.5	1.3	11.0%									N/A	N/A	N/A	N/A	N/A	N/A						
GUYS CAMPUS (TOWER WING) (CONTINUED)																												
			HEALTHCARE	W8/F15	11.8	10.6	1.2	10.2%									N/A	N/A	N/A	N/A	N/A	N/A						
	R2 (3)	HEALTHCARE	HEALTHCARE	W9/F15	11.9	10.6	1.3	10.9%	11.9	10.6	1.3	10.9%	100	100	0.0	0.0%	N/A	N/A	N/A	N/A	N/A	N/A	N/A	N/A	N/A	N/A	N/A	N/A
			HEALTHCARE	W10/F15	11.9	10.6	1.3	10.9%									N/A	N/A	N/A	N/A	N/A	N/A						

(1) KITCHEN SMALLER THAN 13m2

(2) INC\HZ = SKY COMPONENT (INCLINED\HORIZONTAL WINDOWS)

(3) SINGLE ASPECT ROOM DEEPER THAN 5m

					VSC (WINDOW)				VSC (ROOM)				NSL				APSH (WINDOW)						APSH (ROOM)					
FLOOR	ROOM	PROPERTY TYPE	ROOM USE	WINDOW	EX. %	PR. %	LOSS	LOSS %	EX. %	PR. %	LOSS	LOSS %	EX. %	PR. %	LOSS SQM	LOSS %	EX.		PR.		LOSS %		EX.		PR.		LOSS %	
																	ANNUAL	WINTER	ANNUAL	WINTER	ANNUAL	WINTER	ANNUAL	WINTER	ANNUAL	WINTER	ANNUAL	WINTER
			HEALTHCARE	W11/F15	11.9	10.7	1.2	10.1%									N/A	N/A	N/A	N/A	N/A	N/A						
			HEALTHCARE	W12/F15	11.9	10.7	1.2	10.1%									N/A	N/A	N/A	N/A	N/A	N/A						
	R3 (3)	HEALTHCARE	HEALTHCARE	W13/F15	12	10.7	1.3	10.8%	12	10.8	1.2	10.0%	100	100	0.0	0.0%	N/A	N/A	N/A	N/A	N/A	N/A	N/A	N/A	N/A	N/A	N/A	N/A
			HEALTHCARE	W14/F15	12	10.7	1.3	10.8%									N/A	N/A	N/A	N/A	N/A	N/A						
			HEALTHCARE	W15/F15	12	10.8	1.2	10.0%									N/A	N/A	N/A	N/A	N/A	N/A						
			HEALTHCARE	W16/F15	12	10.8	1.2	10.0%									N/A	N/A	N/A	N/A	N/A	N/A						
	R4 (3)	HEALTHCARE	HEALTHCARE	W17/F15	12.1	10.8	1.3	10.7%	12.1	10.9	1.2	9.9%	100	100	0.0	0.0%	N/A	N/A	N/A	N/A	N/A	N/A	N/A	N/A	N/A	N/A	N/A	N/A
			HEALTHCARE	W18/F15	12.1	10.8	1.3	10.7%									N/A	N/A	N/A	N/A	N/A	N/A						
			HEALTHCARE	W19/F15	12.1	10.9	1.2	9.9%									N/A	N/A	N/A	N/A	N/A	N/A						
			HEALTHCARE	W20/F15	12.1	10.9	1.2	9.9%									N/A	N/A	N/A	N/A	N/A	N/A						
	R5 (3)	HEALTHCARE	HEALTHCARE	W21/F15	12.2	10.9	1.3	10.7%	12.2	10.9	1.3	10.7%	100	100	0.0	0.0%	N/A	N/A	N/A	N/A	N/A	N/A	N/A	N/A	N/A	N/A	N/A	N/A
			HEALTHCARE	W22/F15	12.2	10.9	1.3	10.7%									N/A	N/A	N/A	N/A	N/A	N/A						
			HEALTHCARE	W23/F15	12.2	10.9	1.3	10.7%									N/A	N/A	N/A	N/A	N/A	N/A						
			HEALTHCARE	W24/F15	12.2	11	1.2	9.8%									N/A	N/A	N/A	N/A	N/A	N/A						
	R6 (3)	HEALTHCARE	HEALTHCARE	W25/F15	12.2	11	1.2	9.8%	12.3	11	1.3	10.6%	100	100	0.0	0.0%	N/A	N/A	N/A	N/A	N/A	N/A	N/A	N/A	N/A	N/A	N/A	N/A
			HEALTHCARE	W26/F15	12.3	11	1.3	10.6%									N/A	N/A	N/A	N/A	N/A	N/A						
			HEALTHCARE	W27/F15	12.3	11	1.3	10.6%									N/A	N/A	N/A	N/A	N/A	N/A						
			HEALTHCARE	W28/F15	12.3	11	1.3	10.6%									N/A	N/A	N/A	N/A	N/A	N/A						
	R7 (3)	HEALTHCARE	HEALTHCARE	W29/F15	12.3	11.1	1.2	9.8%	12.3	11.1	1.2	9.8%	100	100	0.0	0.0%	N/A	N/A	N/A	N/A	N/A	N/A	N/A	N/A	N/A	N/A	N/A	N/A
			HEALTHCARE	W30/F15	12.3	11.1	1.2	9.8%									N/A	N/A	N/A	N/A	N/A	N/A						
			HEALTHCARE	W31/F15	12.3	11.1	1.2	9.8%									N/A	N/A	N/A	N/A	N/A	N/A						
			HEALTHCARE	W32/F15	12.4	11.1	1.3	10.5%									N/A	N/A	N/A	N/A	N/A	N/A						
	R8 (3)	HEALTHCARE	HEALTHCARE	W33/F15	12.4	11.1	1.3	10.5%	12.4	11.2	1.2	9.7%	100	100	0.0	0.0%	N/A	N/A	N/A	N/A	N/A	N/A	N/A	N/A	N/A	N/A	N/A	N/A
			HEALTHCARE	W34/F15	12.4	11.2	1.2	9.7%									N/A	N/A	N/A	N/A	N/A	N/A						
			HEALTHCARE	W35/F15	12.4	11.2	1.2	9.7%									N/A	N/A	N/A	N/A	N/A	N/A						
			HEALTHCARE	W36/F15	12.4	11.2	1.2	9.7%									N/A	N/A	N/A	N/A	N/A	N/A						
	R9	HEALTHCARE	HEALTHCARE	W37/F15	12.4	11.2	1.2	9.7%	12.5	12	0.5	4.0%	100	100	0.0	0.0%	9	9	9	9	0.0%	0.0%	20	13	20	13	0.0%	0.0%
			HEALTHCARE	W38/F15	12.4	11.2	1.2	9.7%									9	9	9	9	0.0%	0.0%						
GUYS CAMPUS (TOWER WING) (CONTINUED)																												
			HEALTHCARE	W39/F15	12.5	11.3	1.2	9.6%									15	13	15	13	0.0%	0.0%						
			HEALTHCARE	W44/F15	12.5	12.5	0	0.0%									15	13	15	13	0.0%	0.0%						
			HEALTHCARE	W45/F15	12.5	12.5	0	0.0%									15	13	15	13	0.0%	0.0%						
			HEALTHCARE	W46/F15	12.5	12.5	0	0.0%									15	13	15	13	0.0%	0.0%						
			HEALTHCARE	W47/F15	12.5	12.5	0	0.0%									15	13	15	13	0.0%	0.0%						
			HEALTHCARE	W48/F15	12.4	12.4	0	0.0%									15	13	15	13	0.0%	0.0%						
F16	R1	HEALTHCARE	HEALTHCARE	W1/F16	5.2	5.1	0.1	1.9%	7.5	7.1	0.4	5.3%	100	100	0.0	0.0%	N/A	N/A	N/A	N/A	N/A	N/A	N/A	N/A	N/A	N/A	N/A	N/A
			HEALTHCARE	W2/F16	5.1	5.1	0	0.0%									N/A	N/A	N/A	N/A	N/A	N/A						
			HEALTHCARE	W3/F16	5.1	5.1	0	0.0%									N/A	N/A	N/A	N/A	N/A	N/A						
			HEALTHCARE	W4/F16	5.1	5.1	0	0.0%									N/A	N/A	N/A	N/A	N/A	N/A						
			HEALTHCARE	W5/F16	5.2	5.1	0.1	1.9%									N/A	N/A	N/A	N/A	N/A	N/A						
			HEALTHCARE	W6/F16	11.8	10.7	1.1	9.3%									N/A	N/A	N/A	N/A	N/A	N/A						
			HEALTHCARE	W7/F16	11.8	10.7	1.1	9.3%									N/A	N/A	N/A	N/A	N/A	N/A						
			HEALTHCARE	W8/F16	11.9	10.7	1.2	10.1%									N/A	N/A	N/A	N/A	N/A	N/A						
	R2 (3)	HEALTHCARE	HEALTHCARE	W9/F16	11.9	10.8	1.1	9.2%	12	10.8	1.2	10.0%	100	100	0.0	0.0%	N/A	N/A	N/A	N/A	N/A	N/A	N/A	N/A	N/A	N/A	N/A	N/A
			HEALTHCARE	W10/F16	11.9	10.8	1.1	9.2%									N/A	N/A	N/A	N/A	N/A	N/A						

(1) KITCHEN SMALLER THAN 13m2

(2) INC\HZ = SKY COMPONENT (INCLINED\HORIZONTAL WINDOWS)

(3) SINGLE ASPECT ROOM DEEPER THAN 5m

					VSC (WINDOW)				VSC (ROOM)				NSL				APSH (WINDOW)						APSH (ROOM)					
FLOOR	ROOM	PROPERTY TYPE	ROOM USE	WINDOW	EX. %	PR. %	LOSS	LOSS %	EX. %	PR. %	LOSS	LOSS %	EX. %	PR. %	LOSS SQM	LOSS %	EX.		PR.		LOSS %		EX.		PR.		LOSS %	
																	ANNUAL	WINTER	ANNUAL	WINTER	ANNUAL	WINTER	ANNUAL	WINTER	ANNUAL	WINTER	ANNUAL	WINTER
			HEALTHCARE	W11/F16	12	10.8	1.2	10.0%									N/A	N/A	N/A	N/A	N/A	N/A						
			HEALTHCARE	W12/F16	12	10.9	1.1	9.2%									N/A	N/A	N/A	N/A	N/A	N/A						
	R3 (3)	HEALTHCARE	HEALTHCARE	W13/F16	12	10.9	1.1	9.2%	12	10.9	1.1	9.2%	100	100	0.0	0.0%	N/A	N/A	N/A	N/A	N/A	N/A	N/A	N/A	N/A	N/A	N/A	N/A
			HEALTHCARE	W14/F16	12	10.9	1.1	9.2%									N/A	N/A	N/A	N/A	N/A	N/A						
			HEALTHCARE	W15/F16	12.1	10.9	1.2	9.9%									N/A	N/A	N/A	N/A	N/A	N/A						
			HEALTHCARE	W16/F16	12.1	11	1.1	9.1%									N/A	N/A	N/A	N/A	N/A	N/A						
	R4 (3)	HEALTHCARE	HEALTHCARE	W17/F16	12.1	11	1.1	9.1%	12.2	11	1.2	9.8%	100	100	0.0	0.0%	N/A	N/A	N/A	N/A	N/A	N/A	N/A	N/A	N/A	N/A	N/A	N/A
			HEALTHCARE	W18/F16	12.1	11	1.1	9.1%									N/A	N/A	N/A	N/A	N/A	N/A						
			HEALTHCARE	W19/F16	12.2	11	1.2	9.8%									N/A	N/A	N/A	N/A	N/A	N/A						
			HEALTHCARE	W20/F16	12.2	11.1	1.1	9.0%									N/A	N/A	N/A	N/A	N/A	N/A						
	R5 (3)	HEALTHCARE	HEALTHCARE	W21/F16	12.2	11.1	1.1	9.0%	12.2	11.1	1.1	9.0%	100	100	0.0	0.0%	N/A	N/A	N/A	N/A	N/A	N/A	N/A	N/A	N/A	N/A	N/A	N/A
			HEALTHCARE	W22/F16	12.2	11.1	1.1	9.0%									N/A	N/A	N/A	N/A	N/A	N/A						
			HEALTHCARE	W23/F16	12.2	11.1	1.1	9.0%									N/A	N/A	N/A	N/A	N/A	N/A						
			HEALTHCARE	W24/F16	12.3	11.1	1.2	9.8%									N/A	N/A	N/A	N/A	N/A	N/A						
	R6 (3)	HEALTHCARE	HEALTHCARE	W25/F16	12.3	11.2	1.1	8.9%	12.3	11.2	1.1	8.9%	100	100	0.0	0.0%	N/A	N/A	N/A	N/A	N/A	N/A	N/A	N/A	N/A	N/A	N/A	N/A
GUYS CAMPUS (TOWER WING) (CONTINUED)																												
			HEALTHCARE	W26/F16	12.3	11.2	1.1	8.9%									N/A	N/A	N/A	N/A	N/A	N/A						
			HEALTHCARE	W27/F16	12.3	11.2	1.1	8.9%									N/A	N/A	N/A	N/A	N/A	N/A						
			HEALTHCARE	W28/F16	12.3	11.2	1.1	8.9%									N/A	N/A	N/A	N/A	N/A	N/A						
	R7 (3)	HEALTHCARE	HEALTHCARE	W29/F16	12.4	11.2	1.2	9.7%	12.4	11.3	1.1	8.9%	100	100	0.0	0.0%	N/A	N/A	N/A	N/A	N/A	N/A	N/A	N/A	N/A	N/A	N/A	N/A
			HEALTHCARE	W30/F16	12.4	11.3	1.1	8.9%									N/A	N/A	N/A	N/A	N/A	N/A						
			HEALTHCARE	W31/F16	12.4	11.3	1.1	8.9%									N/A	N/A	N/A	N/A	N/A	N/A						
			HEALTHCARE	W32/F16	12.4	11.3	1.1	8.9%									N/A	N/A	N/A	N/A	N/A	N/A						
	R8 (3)	HEALTHCARE	HEALTHCARE	W33/F16	12.4	11.3	1.1	8.9%	12.4	11.3	1.1	8.9%	100	100	0.0	0.0%	N/A	N/A	N/A	N/A	N/A	N/A	N/A	N/A	N/A	N/A	N/A	N/A
			HEALTHCARE	W34/F16	12.4	11.3	1.1	8.9%									N/A	N/A	N/A	N/A	N/A	N/A						
			HEALTHCARE	W35/F16	12.4	11.3	1.1	8.9%									N/A	N/A	N/A	N/A	N/A	N/A						
			HEALTHCARE	W36/F16	12.4	11.4	1	8.1%									N/A	N/A	N/A	N/A	N/A	N/A						
	R9	HEALTHCARE	HEALTHCARE	W37/F16	12.5	11.4	1.1	8.8%	12.5	12.1	0.4	3.2%	100	100	0.0	0.0%							20	13	20	13	0.0%	0.0%
			HEALTHCARE	W38/F16	12.5	11.4	1.1	8.8%									9	9	9	9	0.0%	0.0%						
			HEALTHCARE	W39/F16	12.6	11.5	1.1	8.7%									13	9	13	9	0.0%	0.0%						
			HEALTHCARE	W44/F16	12.5	12.5	0	0.0%									15	13	15	13	0.0%	0.0%						
			HEALTHCARE	W45/F16	12.5	12.5	0	0.0%									15	13	15	13	0.0%	0.0%						
			HEALTHCARE	W46/F16	12.5	12.5	0	0.0%									15	13	15	13	0.0%	0.0%						
			HEALTHCARE	W47/F16	12.5	12.5	0	0.0%									15	13	15	13	0.0%	0.0%						
			HEALTHCARE	W48/F16	12.4	12.4	0	0.0%									15	13	15	13	0.0%	0.0%						
F17	R1	HEALTHCARE	HEALTHCARE	W1/F17	6.5	6.4	0.1	1.5%	8.4	8	0.4	4.8%	100	100	0.0	0.0%	N/A	N/A	N/A	N/A	N/A	N/A	N/A	N/A	N/A	N/A	N/A	N/A
			HEALTHCARE	W2/F17	6.4	6.4	0	0.0%									N/A	N/A	N/A	N/A	N/A	N/A						
			HEALTHCARE	W3/F17	6.4	6.4	0	0.0%									N/A	N/A	N/A	N/A	N/A	N/A						
			HEALTHCARE	W4/F17	6.4	6.4	0	0.0%									N/A	N/A	N/A	N/A	N/A	N/A						
			HEALTHCARE	W5/F17	6.5	6.4	0.1	1.5%									N/A	N/A	N/A	N/A	N/A	N/A						
			HEALTHCARE	W6/F17	11.9	10.9	1	8.4%									N/A	N/A	N/A	N/A	N/A	N/A						
			HEALTHCARE	W7/F17	11.9	10.9	1	8.4%									N/A	N/A	N/A	N/A	N/A	N/A						
			HEALTHCARE	W8/F17	11.9	11	0.9	7.6%									N/A	N/A	N/A	N/A	N/A	N/A						
	R2 (3)	HEALTHCARE	HEALTHCARE	W9/F17	12	11	1	8.3%	12	11	1	8.3%	100	100	0.0	0.0%	N/A	N/A	N/A	N/A	N/A	N/A	N/A	N/A	N/A	N/A	N/A	N/A
			HEALTHCARE	W10/F17	12	11	1	8.3%									N/A	N/A	N/A	N/A	N/A	N/A						

(1) KITCHEN SMALLER THAN 13m2

(2) INC\HZ = SKY COMPONENT (INCLINED\HORIZONTAL WINDOWS)

(3) SINGLE ASPECT ROOM DEEPER THAN 5m

					VSC (WINDOW)				VSC (ROOM)				NSL				APSH (WINDOW)						APSH (ROOM)					
FLOOR	ROOM	PROPERTY TYPE	ROOM USE	WINDOW	EX. %	PR. %	LOSS	LOSS %	EX. %	PR. %	LOSS	LOSS %	EX. %	PR. %	LOSS SQM	LOSS %	EX.		PR.		LOSS %		EX.		PR.		LOSS %	
																	ANNUAL	WINTER	ANNUAL	WINTER	ANNUAL	WINTER	ANNUAL	WINTER	ANNUAL	WINTER	ANNUAL	WINTER
			HEALTHCARE	W11/F17	12	11.1	0.9	7.5%									N/A	N/A	N/A	N/A	N/A	N/A						
			HEALTHCARE	W12/F17	12.1	11.1	1	8.3%									N/A	N/A	N/A	N/A	N/A	N/A						
GUYS CAMPUS (TOWER WING) (CONTINUED)																												
	R3 (3)	HEALTHCARE	HEALTHCARE	W13/F17	12.1	11.1	1	8.3%	12.1	11.2	0.9	7.4%	100	100	0.0	0.0%	N/A	N/A	N/A	N/A	N/A	N/A	N/A	N/A	N/A	N/A	N/A	N/A
			HEALTHCARE	W14/F17	12.1	11.2	0.9	7.4%									N/A	N/A	N/A	N/A	N/A	N/A						
			HEALTHCARE	W15/F17	12.1	11.2	0.9	7.4%									N/A	N/A	N/A	N/A	N/A	N/A						
			HEALTHCARE	W16/F17	12.2	11.2	1	8.2%									N/A	N/A	N/A	N/A	N/A	N/A						
	R4 (3)	HEALTHCARE	HEALTHCARE	W17/F17	12.2	11.2	1	8.2%	12.2	11.2	1	8.2%	100	100	0.0	0.0%	N/A	N/A	N/A	N/A	N/A	N/A	N/A	N/A	N/A	N/A	N/A	N/A
			HEALTHCARE	W18/F17	12.2	11.2	1	8.2%									N/A	N/A	N/A	N/A	N/A	N/A						
			HEALTHCARE	W19/F17	12.2	11.3	0.9	7.4%									N/A	N/A	N/A	N/A	N/A	N/A						
			HEALTHCARE	W20/F17	12.3	11.3	1	8.1%									N/A	N/A	N/A	N/A	N/A	N/A						
	R5 (3)	HEALTHCARE	HEALTHCARE	W21/F17	12.3	11.3	1	8.1%	12.3	11.3	1	8.1%	100	100	0.0	0.0%	N/A	N/A	N/A	N/A	N/A	N/A	N/A	N/A	N/A	N/A	N/A	N/A
			HEALTHCARE	W22/F17	12.3	11.3	1	8.1%									N/A	N/A	N/A	N/A	N/A	N/A						
			HEALTHCARE	W23/F17	12.3	11.3	1	8.1%									N/A	N/A	N/A	N/A	N/A	N/A						
			HEALTHCARE	W24/F17	12.3	11.3	1	8.1%									N/A	N/A	N/A	N/A	N/A	N/A						
	R6 (3)	HEALTHCARE	HEALTHCARE	W25/F17	12.4	11.4	1	8.1%	12.4	11.4	1	8.1%	100	100	0.0	0.0%	N/A	N/A	N/A	N/A	N/A	N/A	N/A	N/A	N/A	N/A	N/A	N/A
			HEALTHCARE	W26/F17	12.4	11.4	1	8.1%									N/A	N/A	N/A	N/A	N/A	N/A						
			HEALTHCARE	W27/F17	12.4	11.4	1	8.1%									N/A	N/A	N/A	N/A	N/A	N/A						
			HEALTHCARE	W28/F17	12.4	11.4	1	8.1%									N/A	N/A	N/A	N/A	N/A	N/A						
	R7 (3)	HEALTHCARE	HEALTHCARE	W29/F17	12.4	11.4	1	8.1%	12.4	11.5	0.9	7.3%	100	100	0.0	0.0%	N/A	N/A	N/A	N/A	N/A	N/A	N/A	N/A	N/A	N/A	N/A	N/A
			HEALTHCARE	W30/F17	12.4	11.5	0.9	7.3%									N/A	N/A	N/A	N/A	N/A	N/A						
			HEALTHCARE	W31/F17	12.4	11.5	0.9	7.3%									N/A	N/A	N/A	N/A	N/A	N/A						
			HEALTHCARE	W32/F17	12.5	11.5	1	8.0%									N/A	N/A	N/A	N/A	N/A	N/A						
	R8 (3)	HEALTHCARE	HEALTHCARE	W33/F17	12.5	11.5	1	8.0%	12.5	11.5	1	8.0%	100	100	0.0	0.0%	N/A	N/A	N/A	N/A	N/A	N/A	N/A	N/A	N/A	N/A	N/A	N/A
			HEALTHCARE	W34/F17	12.5	11.5	1	8.0%									N/A	N/A	N/A	N/A	N/A	N/A						
			HEALTHCARE	W35/F17	12.5	11.5	1	8.0%									N/A	N/A	N/A	N/A	N/A	N/A						
			HEALTHCARE	W36/F17	12.5	11.6	0.9	7.2%									N/A	N/A	N/A	N/A	N/A	N/A						
	R9	HEALTHCARE	HEALTHCARE	W37/F17	12.5	11.6	0.9	7.2%	12.5	12.2	0.3	2.4%	100	100	0.0	0.0%							20	13	20	13	0.0%	0.0%
			HEALTHCARE	W38/F17	12.5	11.6	0.9	7.2%									9	9	9	9	0.0%	0.0%						
			HEALTHCARE	W39/F17	12.6	11.7	0.9	7.1%									13	13	13	13	0.0%	0.0%						
			HEALTHCARE	W44/F17	12.5	12.5	0	0.0%									15	13	15	13	0.0%	0.0%						
			HEALTHCARE	W45/F17	12.5	12.5	0	0.0%									15	13	15	13	0.0%	0.0%						
			HEALTHCARE	W46/F17	12.5	12.5	0	0.0%									15	13	15	13	0.0%	0.0%						
			HEALTHCARE	W47/F17	12.5	12.5	0	0.0%									15	13	15	13	0.0%	0.0%						
GUYS CAMPUS (TOWER WING) (CONTINUED)																												
			HEALTHCARE	W48/F17	12.4	12.4	0	0.0%									15	13	15	13	0.0%	0.0%						
F18	R1	HEALTHCARE	HEALTHCARE	W1/F18	6.3	6.2	0.1	1.6%	8.4	8.1	0.3	3.6%	100	100	0.0	0.0%	N/A	N/A	N/A	N/A	N/A	N/A	N/A	N/A	N/A	N/A	N/A	N/A
			HEALTHCARE	W2/F18	6.3	6.2	0.1	1.6%									N/A	N/A	N/A	N/A	N/A	N/A						
			HEALTHCARE	W3/F18	6.3	6.2	0.1	1.6%									N/A	N/A	N/A	N/A	N/A	N/A						
			HEALTHCARE	W4/F18	6.3	6.2	0.1	1.6%									N/A	N/A	N/A	N/A	N/A	N/A						
			HEALTHCARE	W5/F18	6.4	6.3	0.1	1.6%									N/A	N/A	N/A	N/A	N/A	N/A						
			HEALTHCARE	W6/F18	12.3	11.6	0.7	5.7%									N/A	N/A	N/A	N/A	N/A	N/A						
			HEALTHCARE	W7/F18	12.3	11.7	0.6	4.9%									N/A	N/A	N/A	N/A	N/A	N/A						
			HEALTHCARE	W8/F18	12.3	11.7	0.6	4.9%									N/A	N/A	N/A	N/A	N/A	N/A						
	R2 (3)	HEALTHCARE	HEALTHCARE	W9/F18	12.4	11.7	0.7	5.6%	12.4	11.8	0.6	4.8%	99.9	99.9	0.0	0.0%	N/A	N/A	N/A	N/A	N/A	N/A	N/A	N/A	N/A	N/A	N/A	N/A

(1) KITCHEN SMALLER THAN 13m2

(2) INC\HZ = SKY COMPONENT (INCLINED\HORIZONTAL WINDOWS)

(3) SINGLE ASPECT ROOM DEEPER THAN 5m

					VSC (WINDOW)				VSC (ROOM)				NSL				APSH (WINDOW)						APSH (ROOM)					
FLOOR	ROOM	PROPERTY TYPE	ROOM USE	WINDOW	EX. %	PR. %	LOSS	LOSS %	EX. %	PR. %	LOSS	LOSS %	EX. %	PR. %	LOSS SQM	LOSS %	EX.		PR.		LOSS %		EX.		PR.		LOSS %	
																	ANNUAL	WINTER	ANNUAL	WINTER	ANNUAL	WINTER	ANNUAL	WINTER	ANNUAL	WINTER	ANNUAL	WINTER
			HEALTHCARE	W10/F18	12.4	11.7	0.7	5.6%									N/A	N/A	N/A	N/A	N/A	N/A						
			HEALTHCARE	W11/F18	12.4	11.8	0.6	4.8%									N/A	N/A	N/A	N/A	N/A	N/A						
			HEALTHCARE	W12/F18	12.4	11.8	0.6	4.8%									N/A	N/A	N/A	N/A	N/A	N/A						
	R3 (3)	HEALTHCARE	HEALTHCARE	W13/F18	12.4	11.8	0.6	4.8%	12.5	11.8	0.7	5.6%	100	100	0.0	0.0%	N/A	N/A	N/A	N/A	N/A	N/A	N/A	N/A	N/A	N/A	N/A	N/A
			HEALTHCARE	W14/F18	12.4	11.8	0.6	4.8%									N/A	N/A	N/A	N/A	N/A	N/A						
			HEALTHCARE	W15/F18	12.5	11.8	0.7	5.6%									N/A	N/A	N/A	N/A	N/A	N/A						
			HEALTHCARE	W16/F18	12.5	11.8	0.7	5.6%									N/A	N/A	N/A	N/A	N/A	N/A						
	R4 (3)	HEALTHCARE	HEALTHCARE	W17/F18	12.5	11.9	0.6	4.8%	12.5	11.9	0.6	4.8%	100	100	0.0	0.0%	N/A	N/A	N/A	N/A	N/A	N/A	N/A	N/A	N/A	N/A	N/A	N/A
			HEALTHCARE	W18/F18	12.5	11.9	0.6	4.8%									N/A	N/A	N/A	N/A	N/A	N/A						
			HEALTHCARE	W19/F18	12.5	11.9	0.6	4.8%									N/A	N/A	N/A	N/A	N/A	N/A						
			HEALTHCARE	W20/F18	12.5	11.9	0.6	4.8%									N/A	N/A	N/A	N/A	N/A	N/A						
	R5 (3)	HEALTHCARE	HEALTHCARE	W21/F18	12.6	11.9	0.7	5.6%	12.6	11.9	0.7	5.6%	100	100	0.0	0.0%	N/A	N/A	N/A	N/A	N/A	N/A	N/A	N/A	N/A	N/A	N/A	N/A
			HEALTHCARE	W22/F18	12.6	11.9	0.7	5.6%									N/A	N/A	N/A	N/A	N/A	N/A						
			HEALTHCARE	W23/F18	12.6	11.9	0.7	5.6%									N/A	N/A	N/A	N/A	N/A	N/A						
			HEALTHCARE	W24/F18	12.6	11.9	0.7	5.6%									N/A	N/A	N/A	N/A	N/A	N/A						
	R6 (3)	HEALTHCARE	HEALTHCARE	W25/F18	12.6	12	0.6	4.8%	12.6	12	0.6	4.8%	100	100	0.0	0.0%	N/A	N/A	N/A	N/A	N/A	N/A	N/A	N/A	N/A	N/A	N/A	N/A
			HEALTHCARE	W26/F18	12.6	12	0.6	4.8%									N/A	N/A	N/A	N/A	N/A	N/A						
			HEALTHCARE	W27/F18	12.6	12	0.6	4.8%									N/A	N/A	N/A	N/A	N/A	N/A						
			HEALTHCARE	W28/F18	12.6	12	0.6	4.8%									N/A	N/A	N/A	N/A	N/A	N/A						
	R7 (3)	HEALTHCARE	HEALTHCARE	W29/F18	12.6	12	0.6	4.8%	12.6	12	0.6	4.8%	100	100	0.0	0.0%	N/A	N/A	N/A	N/A	N/A	N/A	N/A	N/A	N/A	N/A	N/A	N/A
			HEALTHCARE	W30/F18	12.6	12	0.6	4.8%									N/A	N/A	N/A	N/A	N/A	N/A						
GUYS CAMPUS (TOWER WING) (CONTINUED)																												
			HEALTHCARE	W31/F18	12.7	12	0.7	5.5%									N/A	N/A	N/A	N/A	N/A	N/A						
			HEALTHCARE	W32/F18	12.7	12	0.7	5.5%									N/A	N/A	N/A	N/A	N/A	N/A						
	R8 (3)	HEALTHCARE	HEALTHCARE	W33/F18	12.7	12	0.7	5.5%	12.7	12	0.7	5.5%	100	100	0.0	0.0%	N/A	N/A	N/A	N/A	N/A	N/A	N/A	N/A	N/A	N/A	N/A	N/A
			HEALTHCARE	W34/F18	12.7	12	0.7	5.5%									N/A	N/A	N/A	N/A	N/A	N/A						
			HEALTHCARE	W35/F18	12.7	12.1	0.6	4.7%									N/A	N/A	N/A	N/A	N/A	N/A						
			HEALTHCARE	W36/F18	12.7	12.1	0.6	4.7%									N/A	N/A	N/A	N/A	N/A	N/A						
	R9	HEALTHCARE	HEALTHCARE	W37/F18	12.7	12.1	0.6	4.7%	12.6	12.3	0.3	2.4%	100	100	0.0	0.0%	15	13	15	13	0.0%	0.0%	20	13	20	13	0.0%	0.0%
			HEALTHCARE	W38/F18	12.7	12.1	0.6	4.7%									15	13	15	13	0.0%	0.0%						
			HEALTHCARE	W39/F18	12.8	12.2	0.6	4.7%									15	13	15	13	0.0%	0.0%						
			HEALTHCARE	W42/F18	12.5	12.5	0	0.0%									15	13	15	13	0.0%	0.0%						
			HEALTHCARE	W43/F18	12.5	12.5	0	0.0%									15	13	15	13	0.0%	0.0%						
			HEALTHCARE	W44/F18	12.5	12.5	0	0.0%									15	13	15	13	0.0%	0.0%						
			HEALTHCARE	W45/F18	12.5	12.5	0	0.0%									15	13	15	13	0.0%	0.0%						
			HEALTHCARE	W46/F18	12.4	12.4	0	0.0%									15	13	15	13	0.0%	0.0%						
F19	R1	HEALTHCARE	HEALTHCARE	W1/F19	6.5	6.5	0	0.0%	8.6	8.4	0.2	2.3%	100	100	0.0	0.0%	N/A	N/A	N/A	N/A	N/A	N/A	N/A	N/A	N/A	N/A	N/A	N/A
			HEALTHCARE	W2/F19	6.5	6.5	0	0.0%									N/A	N/A	N/A	N/A	N/A	N/A						
			HEALTHCARE	W3/F19	6.5	6.5	0	0.0%									N/A	N/A	N/A	N/A	N/A	N/A						
			HEALTHCARE	W4/F19	6.6	6.5	0.1	1.5%									N/A	N/A	N/A	N/A	N/A	N/A						
			HEALTHCARE	W5/F19	6.6	6.6	0	0.0%									N/A	N/A	N/A	N/A	N/A	N/A						
			HEALTHCARE	W6/F19	12.4	11.9	0.5	4.0%									N/A	N/A	N/A	N/A	N/A	N/A						
			HEALTHCARE	W7/F19	12.5	12	0.5	4.0%									N/A	N/A	N/A	N/A	N/A	N/A						
			HEALTHCARE	W8/F19	12.5	12	0.5	4.0%									N/A	N/A	N/A	N/A	N/A	N/A						
	R2 (3)	HEALTHCARE	HEALTHCARE	W9/F19	12.5	12	0.5	4.0%	12.5	12	0.5	4.0%	100	100	0.0	0.0%	N/A	N/A	N/A	N/A	N/A	N/A	N/A	N/A	N/A	N/A	N/A	N/A

(1) KITCHEN SMALLER THAN 13m2

(2) INC\HZ = SKY COMPONENT (INCLINED\HORIZONTAL WINDOWS)

(3) SINGLE ASPECT ROOM DEEPER THAN 5m

					VSC (WINDOW)				VSC (ROOM)				NSL				APSH (WINDOW)						APSH (ROOM)					
FLOOR	ROOM	PROPERTY TYPE	ROOM USE	WINDOW	EX. %	PR. %	LOSS %	LOSS %	EX. %	PR. %	LOSS %	LOSS %	EX. %	PR. %	LOSS SQM	LOSS %	EX.		PR.		LOSS %		EX.		PR.		LOSS %	
																	ANNUAL	WINTER	ANNUAL	WINTER	ANNUAL	WINTER	ANNUAL	WINTER	ANNUAL	WINTER	ANNUAL	WINTER
			HEALTHCARE	W10/F19	12.5	12	0.5	4.0%									N/A	N/A	N/A	N/A	N/A	N/A						
			HEALTHCARE	W11/F19	12.5	12	0.5	4.0%									N/A	N/A	N/A	N/A	N/A	N/A						
			HEALTHCARE	W12/F19	12.5	12	0.5	4.0%									N/A	N/A	N/A	N/A	N/A	N/A						
	R3 (3)	HEALTHCARE	HEALTHCARE	W13/F19	12.6	12	0.6	4.8%	12.6	12.1	0.5	4.0%	100	100	0.0	0.0%	N/A	N/A	N/A	N/A	N/A	N/A	N/A	N/A	N/A	N/A	N/A	N/A
			HEALTHCARE	W14/F19	12.6	12.1	0.5	4.0%									N/A	N/A	N/A	N/A	N/A	N/A						
			HEALTHCARE	W15/F19	12.6	12.1	0.5	4.0%									N/A	N/A	N/A	N/A	N/A	N/A						
			HEALTHCARE	W16/F19	12.6	12.1	0.5	4.0%									N/A	N/A	N/A	N/A	N/A	N/A						
	R4 (3)	HEALTHCARE	HEALTHCARE	W17/F19	12.6	12.1	0.5	4.0%	12.6	12.1	0.5	4.0%	100	100	0.0	0.0%	N/A	N/A	N/A	N/A	N/A	N/A	N/A	N/A	N/A	N/A	N/A	N/A
GUYS CAMPUS (TOWER WING) (CONTINUED)																												
			HEALTHCARE	W18/F19	12.6	12.1	0.5	4.0%									N/A	N/A	N/A	N/A	N/A	N/A						
			HEALTHCARE	W19/F19	12.6	12.1	0.5	4.0%									N/A	N/A	N/A	N/A	N/A	N/A						
			HEALTHCARE	W20/F19	12.6	12.1	0.5	4.0%									N/A	N/A	N/A	N/A	N/A	N/A						
	R5 (3)	HEALTHCARE	HEALTHCARE	W21/F19	12.6	12.1	0.5	4.0%	12.7	12.1	0.6	4.7%	100	100	0.0	0.0%	N/A	N/A	N/A	N/A	N/A	N/A	N/A	N/A	N/A	N/A	N/A	N/A
			HEALTHCARE	W22/F19	12.7	12.1	0.6	4.7%									N/A	N/A	N/A	N/A	N/A	N/A						
			HEALTHCARE	W23/F19	12.7	12.1	0.6	4.7%									N/A	N/A	N/A	N/A	N/A	N/A						
			HEALTHCARE	W24/F19	12.7	12.1	0.6	4.7%									N/A	N/A	N/A	N/A	N/A	N/A						
	R6 (3)	HEALTHCARE	HEALTHCARE	W25/F19	12.7	12.2	0.5	3.9%	12.7	12.2	0.5	3.9%	100	100	0.0	0.0%	N/A	N/A	N/A	N/A	N/A	N/A	N/A	N/A	N/A	N/A	N/A	N/A
			HEALTHCARE	W26/F19	12.7	12.2	0.5	3.9%									N/A	N/A	N/A	N/A	N/A	N/A						
			HEALTHCARE	W27/F19	12.7	12.2	0.5	3.9%									N/A	N/A	N/A	N/A	N/A	N/A						
			HEALTHCARE	W28/F19	12.7	12.2	0.5	3.9%									N/A	N/A	N/A	N/A	N/A	N/A						
	R7 (3)	HEALTHCARE	HEALTHCARE	W29/F19	12.7	12.2	0.5	3.9%	12.7	12.2	0.5	3.9%	100	100	0.0	0.0%	N/A	N/A	N/A	N/A	N/A	N/A	N/A	N/A	N/A	N/A	N/A	N/A
			HEALTHCARE	W30/F19	12.7	12.2	0.5	3.9%									N/A	N/A	N/A	N/A	N/A	N/A						
			HEALTHCARE	W31/F19	12.7	12.2	0.5	3.9%									N/A	N/A	N/A	N/A	N/A	N/A						
			HEALTHCARE	W32/F19	12.7	12.2	0.5	3.9%									N/A	N/A	N/A	N/A	N/A	N/A						
	R8 (3)	HEALTHCARE	HEALTHCARE	W33/F19	12.7	12.2	0.5	3.9%	12.8	12.2	0.6	4.7%	100	100	0.0	0.0%	N/A	N/A	N/A	N/A	N/A	N/A	N/A	N/A	N/A	N/A	N/A	N/A
			HEALTHCARE	W34/F19	12.7	12.2	0.5	3.9%									N/A	N/A	N/A	N/A	N/A	N/A						
			HEALTHCARE	W35/F19	12.8	12.2	0.6	4.7%									N/A	N/A	N/A	N/A	N/A	N/A						
			HEALTHCARE	W36/F19	12.8	12.3	0.5	3.9%									N/A	N/A	N/A	N/A	N/A	N/A						
	R9	HEALTHCARE	HEALTHCARE	W37/F19	12.8	12.3	0.5	3.9%	12.6	12.4	0.2	1.6%	100	100	0.0	0.0%	3	3	3	3	0.0%	0.0%	20	13	20	13	0.0%	0.0%
			HEALTHCARE	W38/F19	12.8	12.3	0.5	3.9%									3	3	3	3	0.0%	0.0%						
			HEALTHCARE	W39/F19	12.8	12.3	0.5	3.9%									3	3	3	3	0.0%	0.0%						
			HEALTHCARE	W42/F19	12.5	12.5	0	0.0%									15	13	15	13	0.0%	0.0%						
			HEALTHCARE	W43/F19	12.5	12.5	0	0.0%									15	13	15	13	0.0%	0.0%						
			HEALTHCARE	W44/F19	12.5	12.5	0	0.0%									15	13	15	13	0.0%	0.0%						
			HEALTHCARE	W45/F19	12.5	12.5	0	0.0%									15	13	15	13	0.0%	0.0%						
			HEALTHCARE	W46/F19	12.4	12.4	0	0.0%									15	13	15	13	0.0%	0.0%						
F20	R1	HEALTHCARE	HEALTHCARE	W1/F20	6.8	6.8	0	0.0%	8.8	8.7	0.1	1.1%	100	100	0.0	0.0%	N/A	N/A	N/A	N/A	N/A	N/A	N/A	N/A	N/A	N/A	N/A	N/A
			HEALTHCARE	W2/F20	6.8	6.7	0.1	1.5%									N/A	N/A	N/A	N/A	N/A	N/A						
			HEALTHCARE	W3/F20	6.8	6.8	0	0.0%									N/A	N/A	N/A	N/A	N/A	N/A						
			HEALTHCARE	W4/F20	6.8	6.8	0	0.0%									N/A	N/A	N/A	N/A	N/A	N/A						
GUYS CAMPUS (TOWER WING) (CONTINUED)																												
			HEALTHCARE	W5/F20	6.9	6.9	0	0.0%									N/A	N/A	N/A	N/A	N/A	N/A						
			HEALTHCARE	W6/F20	12.6	12.2	0.4	3.2%									N/A	N/A	N/A	N/A	N/A	N/A						
			HEALTHCARE	W7/F20	12.6	12.2	0.4	3.2%									N/A	N/A	N/A	N/A	N/A	N/A						
			HEALTHCARE	W8/F20	12.6	12.2	0.4	3.2%									N/A	N/A	N/A	N/A	N/A	N/A						

(1) KITCHEN SMALLER THAN 13m2

(2) INC\HZ = SKY COMPONENT (INCLINED\HORIZONTAL WINDOWS)

(3) SINGLE ASPECT ROOM DEEPER THAN 5m

					VSC (WINDOW)				VSC (ROOM)				NSL				APSH (WINDOW)						APSH (ROOM)					
FLOOR	ROOM	PROPERTY TYPE	ROOM USE	WINDOW	EX. %	PR. %	LOSS	LOSS %	EX. %	PR. %	LOSS	LOSS %	EX. %	PR. %	LOSS SQM	LOSS %	EX.		PR.		LOSS %		EX.		PR.		LOSS %	
																	ANNUAL	WINTER	ANNUAL	WINTER	ANNUAL	WINTER	ANNUAL	WINTER	ANNUAL	WINTER	ANNUAL	WINTER
	R2 (3)	HEALTHCARE	HEALTHCARE	W9/F20	12.6	12.3	0.3	2.4%	12.6	12.3	0.3	2.4%	100	100	0.0	0.0%	N/A	N/A	N/A	N/A	N/A	N/A	N/A	N/A	N/A	N/A	N/A	N/A
			HEALTHCARE	W10/F20	12.6	12.3	0.3	2.4%									N/A	N/A	N/A	N/A	N/A	N/A						
			HEALTHCARE	W11/F20	12.7	12.3	0.4	3.1%									N/A	N/A	N/A	N/A	N/A	N/A						
			HEALTHCARE	W12/F20	12.7	12.3	0.4	3.1%									N/A	N/A	N/A	N/A	N/A	N/A						
	R3 (3)	HEALTHCARE	HEALTHCARE	W13/F20	12.7	12.3	0.4	3.1%	12.7	12.3	0.4	3.1%	100	100	0.0	0.0%	N/A	N/A	N/A	N/A	N/A	N/A	N/A	N/A	N/A	N/A	N/A	N/A
			HEALTHCARE	W14/F20	12.7	12.3	0.4	3.1%									N/A	N/A	N/A	N/A	N/A	N/A						
			HEALTHCARE	W15/F20	12.7	12.3	0.4	3.1%									N/A	N/A	N/A	N/A	N/A	N/A						
			HEALTHCARE	W16/F20	12.7	12.3	0.4	3.1%									N/A	N/A	N/A	N/A	N/A	N/A						
	R4 (3)	HEALTHCARE	HEALTHCARE	W17/F20	12.7	12.3	0.4	3.1%	12.7	12.3	0.4	3.1%	100	100	0.0	0.0%	N/A	N/A	N/A	N/A	N/A	N/A	N/A	N/A	N/A	N/A	N/A	N/A
			HEALTHCARE	W18/F20	12.7	12.3	0.4	3.1%									N/A	N/A	N/A	N/A	N/A	N/A						
			HEALTHCARE	W19/F20	12.7	12.3	0.4	3.1%									N/A	N/A	N/A	N/A	N/A	N/A						
			HEALTHCARE	W20/F20	12.7	12.3	0.4	3.1%									N/A	N/A	N/A	N/A	N/A	N/A						
	R5 (3)	HEALTHCARE	HEALTHCARE	W21/F20	12.7	12.3	0.4	3.1%	12.8	12.4	0.4	3.1%	100	100	0.0	0.0%	N/A	N/A	N/A	N/A	N/A	N/A	N/A	N/A	N/A	N/A	N/A	N/A
			HEALTHCARE	W22/F20	12.7	12.3	0.4	3.1%									N/A	N/A	N/A	N/A	N/A	N/A						
			HEALTHCARE	W23/F20	12.8	12.4	0.4	3.1%									N/A	N/A	N/A	N/A	N/A	N/A						
			HEALTHCARE	W24/F20	12.8	12.4	0.4	3.1%									N/A	N/A	N/A	N/A	N/A	N/A						
	R6 (3)	HEALTHCARE	HEALTHCARE	W25/F20	12.8	12.4	0.4	3.1%	12.8	12.4	0.4	3.1%	100	100	0.0	0.0%	N/A	N/A	N/A	N/A	N/A	N/A	N/A	N/A	N/A	N/A	N/A	N/A
			HEALTHCARE	W26/F20	12.8	12.4	0.4	3.1%									N/A	N/A	N/A	N/A	N/A	N/A						
			HEALTHCARE	W27/F20	12.8	12.4	0.4	3.1%									N/A	N/A	N/A	N/A	N/A	N/A						
			HEALTHCARE	W28/F20	12.8	12.4	0.4	3.1%									N/A	N/A	N/A	N/A	N/A	N/A						
	R7 (3)	HEALTHCARE	HEALTHCARE	W29/F20	12.8	12.4	0.4	3.1%	12.8	12.4	0.4	3.1%	100	100	0.0	0.0%	N/A	N/A	N/A	N/A	N/A	N/A	N/A	N/A	N/A	N/A	N/A	N/A
			HEALTHCARE	W30/F20	12.8	12.4	0.4	3.1%									N/A	N/A	N/A	N/A	N/A	N/A						
			HEALTHCARE	W31/F20	12.8	12.4	0.4	3.1%									N/A	N/A	N/A	N/A	N/A	N/A						
			HEALTHCARE	W32/F20	12.8	12.4	0.4	3.1%									N/A	N/A	N/A	N/A	N/A	N/A						
	R8 (3)	HEALTHCARE	HEALTHCARE	W33/F20	12.8	12.4	0.4	3.1%	12.8	12.4	0.4	3.1%	100	100	0.0	0.0%	N/A	N/A	N/A	N/A	N/A	N/A	N/A	N/A	N/A	N/A	N/A	N/A
			HEALTHCARE	W34/F20	12.8	12.4	0.4	3.1%									N/A	N/A	N/A	N/A	N/A	N/A						
			HEALTHCARE	W35/F20	12.8	12.4	0.4	3.1%									N/A	N/A	N/A	N/A	N/A	N/A						
GUYS CAMPUS (TOWER WING) (CONTINUED)																												
			HEALTHCARE	W36/F20	12.8	12.4	0.4	3.1%									N/A	N/A	N/A	N/A	N/A	N/A						
	R9	HEALTHCARE	HEALTHCARE	W37/F20	12.8	12.4	0.4	3.1%	12.6	12.5	0.1	0.8%	100	100	0.0	0.0%	15	13	15	13	0.0%	0.0%	20	13	20	13	0.0%	0.0%
			HEALTHCARE	W38/F20	12.8	12.5	0.3	2.3%									15	13	15	13	0.0%	0.0%						
			HEALTHCARE	W39/F20	12.9	12.5	0.4	3.1%									15	13	15	13	0.0%	0.0%						
			HEALTHCARE	W42/F20	12.5	12.5	0	0.0%									15	13	15	13	0.0%	0.0%						
			HEALTHCARE	W43/F20	12.5	12.5	0	0.0%									15	13	15	13	0.0%	0.0%						
			HEALTHCARE	W44/F20	12.5	12.5	0	0.0%									15	13	15	13	0.0%	0.0%						
			HEALTHCARE	W45/F20	12.5	12.5	0	0.0%									15	13	15	13	0.0%	0.0%						
			HEALTHCARE	W46/F20	12.4	12.4	0	0.0%									15	13	15	13	0.0%	0.0%						
F21	R1	HEALTHCARE	HEALTHCARE	W1/F21	7	7	0	0.0%	9.1	8.9	0.2	2.2%	100	100	0.0	0.0%	N/A	N/A	N/A	N/A	N/A	N/A	N/A	N/A	N/A	N/A	N/A	N/A
			HEALTHCARE	W2/F21	7	7	0	0.0%									N/A	N/A	N/A	N/A	N/A	N/A						
			HEALTHCARE	W3/F21	7	7	0	0.0%									N/A	N/A	N/A	N/A	N/A	N/A						
			HEALTHCARE	W4/F21	7.1	7	0.1	1.4%									N/A	N/A	N/A	N/A	N/A	N/A						
			HEALTHCARE	W5/F21	7.2	7.1	0.1	1.4%									N/A	N/A	N/A	N/A	N/A	N/A						
			HEALTHCARE	W6/F21	12.7	12.5	0.2	1.6%									N/A	N/A	N/A	N/A	N/A	N/A						
			HEALTHCARE	W7/F21	12.7	12.5	0.2	1.6%									N/A	N/A	N/A	N/A	N/A	N/A						
			HEALTHCARE	W8/F21	12.8	12.5	0.3	2.3%									N/A	N/A	N/A	N/A	N/A	N/A						

(1) KITCHEN SMALLER THAN 13m2

(2) INC\HZ = SKY COMPONENT (INCLINED\HORIZONTAL WINDOWS)

(3) SINGLE ASPECT ROOM DEEPER THAN 5m

					VSC (WINDOW)				VSC (ROOM)				NSL				APSH (WINDOW)						APSH (ROOM)					
FLOOR	ROOM	PROPERTY TYPE	ROOM USE	WINDOW	EX. %	PR. %	LOSS	LOSS %	EX. %	PR. %	LOSS	LOSS %	EX. %	PR. %	LOSS SQM	LOSS %	EX.		PR.		LOSS %		EX.		PR.		LOSS %	
																	ANNUAL	WINTER	ANNUAL	WINTER	ANNUAL	WINTER	ANNUAL	WINTER	ANNUAL	WINTER	ANNUAL	WINTER
	R2 (3)	HEALTHCARE	HEALTHCARE	W9/F21	12.8	12.5	0.3	2.3%	12.8	12.5	0.3	2.3%	100	100	0.0	0.0%	N/A	N/A	N/A	N/A	N/A	N/A	N/A	N/A	N/A	N/A	N/A	N/A
			HEALTHCARE	W10/F21	12.8	12.5	0.3	2.3%									N/A	N/A	N/A	N/A	N/A	N/A						
			HEALTHCARE	W11/F21	12.8	12.5	0.3	2.3%									N/A	N/A	N/A	N/A	N/A	N/A						
			HEALTHCARE	W12/F21	12.8	12.5	0.3	2.3%									N/A	N/A	N/A	N/A	N/A	N/A						
	R3 (3)	HEALTHCARE	HEALTHCARE	W13/F21	12.8	12.5	0.3	2.3%	12.8	12.5	0.3	2.3%	100	100	0.0	0.0%	N/A	N/A	N/A	N/A	N/A	N/A	N/A	N/A	N/A	N/A	N/A	N/A
			HEALTHCARE	W14/F21	12.8	12.5	0.3	2.3%									N/A	N/A	N/A	N/A	N/A	N/A						
			HEALTHCARE	W15/F21	12.8	12.5	0.3	2.3%									N/A	N/A	N/A	N/A	N/A	N/A						
			HEALTHCARE	W16/F21	12.8	12.5	0.3	2.3%									N/A	N/A	N/A	N/A	N/A	N/A						
	R4 (3)	HEALTHCARE	HEALTHCARE	W17/F21	12.8	12.5	0.3	2.3%	12.8	12.5	0.3	2.3%	100	100	0.0	0.0%	N/A	N/A	N/A	N/A	N/A	N/A	N/A	N/A	N/A	N/A	N/A	N/A
			HEALTHCARE	W18/F21	12.8	12.5	0.3	2.3%									N/A	N/A	N/A	N/A	N/A	N/A						
			HEALTHCARE	W19/F21	12.8	12.5	0.3	2.3%									N/A	N/A	N/A	N/A	N/A	N/A						
			HEALTHCARE	W20/F21	12.8	12.5	0.3	2.3%									N/A	N/A	N/A	N/A	N/A	N/A						
	R5 (3)	HEALTHCARE	HEALTHCARE	W21/F21	12.8	12.6	0.2	1.6%	12.8	12.6	0.2	1.6%	100	100	0.0	0.0%	N/A	N/A	N/A	N/A	N/A	N/A	N/A	N/A	N/A	N/A	N/A	N/A
			HEALTHCARE	W22/F21	12.8	12.6	0.2	1.6%									N/A	N/A	N/A	N/A	N/A	N/A						
GUYS CAMPUS (TOWER WING) (CONTINUED)																												
			HEALTHCARE	W23/F21	12.8	12.6	0.2	1.6%									N/A	N/A	N/A	N/A	N/A	N/A						
			HEALTHCARE	W24/F21	12.8	12.6	0.2	1.6%									N/A	N/A	N/A	N/A	N/A	N/A						
	R6 (3)	HEALTHCARE	HEALTHCARE	W25/F21	12.8	12.6	0.2	1.6%	12.9	12.6	0.3	2.3%	100	100	0.0	0.0%	N/A	N/A	N/A	N/A	N/A	N/A	N/A	N/A	N/A	N/A	N/A	N/A
			HEALTHCARE	W26/F21	12.8	12.6	0.2	1.6%									N/A	N/A	N/A	N/A	N/A	N/A						
			HEALTHCARE	W27/F21	12.9	12.6	0.3	2.3%									N/A	N/A	N/A	N/A	N/A	N/A						
			HEALTHCARE	W28/F21	12.9	12.6	0.3	2.3%									N/A	N/A	N/A	N/A	N/A	N/A						
	R7 (3)	HEALTHCARE	HEALTHCARE	W29/F21	12.9	12.6	0.3	2.3%	12.9	12.6	0.3	2.3%	100	100	0.0	0.0%	N/A	N/A	N/A	N/A	N/A	N/A	N/A	N/A	N/A	N/A	N/A	N/A
			HEALTHCARE	W30/F21	12.9	12.6	0.3	2.3%									N/A	N/A	N/A	N/A	N/A	N/A						
			HEALTHCARE	W31/F21	12.9	12.6	0.3	2.3%									N/A	N/A	N/A	N/A	N/A	N/A						
			HEALTHCARE	W32/F21	12.9	12.6	0.3	2.3%									N/A	N/A	N/A	N/A	N/A	N/A						
	R8 (3)	HEALTHCARE	HEALTHCARE	W33/F21	12.9	12.6	0.3	2.3%	12.9	12.6	0.3	2.3%	100	100	0.0	0.0%	N/A	N/A	N/A	N/A	N/A	N/A	N/A	N/A	N/A	N/A	N/A	N/A
			HEALTHCARE	W34/F21	12.9	12.6	0.3	2.3%									N/A	N/A	N/A	N/A	N/A	N/A						
			HEALTHCARE	W35/F21	12.9	12.6	0.3	2.3%									N/A	N/A	N/A	N/A	N/A	N/A						
			HEALTHCARE	W36/F21	12.9	12.6	0.3	2.3%									N/A	N/A	N/A	N/A	N/A	N/A						
	R9	HEALTHCARE	HEALTHCARE	W37/F21	12.9	12.6	0.3	2.3%	12.6	12.5	0.1	0.8%	100	100	0.0	0.0%	3	3	3	3	0.0%	0.0%	20	13	20	13	0.0%	0.0%
			HEALTHCARE	W38/F21	12.9	12.6	0.3	2.3%									9	3	9	3	0.0%	0.0%						
			HEALTHCARE	W39/F21	12.9	12.7	0.2	1.6%									20	13	20	13	0.0%	0.0%						
			HEALTHCARE	W42/F21	12.5	12.5	0	0.0%									15	13	15	13	0.0%	0.0%						
			HEALTHCARE	W43/F21	12.5	12.5	0	0.0%									15	13	15	13	0.0%	0.0%						
			HEALTHCARE	W44/F21	12.5	12.5	0	0.0%									15	13	15	13	0.0%	0.0%						
			HEALTHCARE	W45/F21	12.5	12.5	0	0.0%									15	13	15	13	0.0%	0.0%						
			HEALTHCARE	W46/F21	12.4	12.4	0	0.0%									15	13	15	13	0.0%	0.0%						
F22	R1	HEALTHCARE	HEALTHCARE	W1/F22	7.4	7.3	0.1	1.4%	9.3	9.3	0	0.0%	100	100	0.0	0.0%	N/A	N/A	N/A	N/A	N/A	N/A	N/A	N/A	N/A	N/A	N/A	N/A
			HEALTHCARE	W2/F22	7.4	7.4	0	0.0%									N/A	N/A	N/A	N/A	N/A	N/A						
			HEALTHCARE	W3/F22	7.4	7.4	0	0.0%									N/A	N/A	N/A	N/A	N/A	N/A						
			HEALTHCARE	W4/F22	7.4	7.4	0	0.0%									N/A	N/A	N/A	N/A	N/A	N/A						
			HEALTHCARE	W5/F22	7.5	7.5	0	0.0%									N/A	N/A	N/A	N/A	N/A	N/A						
			HEALTHCARE	W6/F22	12.9	12.8	0.1	0.8%									N/A	N/A	N/A	N/A	N/A	N/A						
			HEALTHCARE	W7/F22	12.9	12.8	0.1	0.8%									N/A	N/A	N/A	N/A	N/A	N/A						
			HEALTHCARE	W8/F22	12.9	12.8	0.1	0.8%									N/A	N/A	N/A	N/A	N/A	N/A						

(1) KITCHEN SMALLER THAN 13m2

(2) INC\HZ = SKY COMPONENT (INCLINED\HORIZONTAL WINDOWS)

(3) SINGLE ASPECT ROOM DEEPER THAN 5m

					VSC (WINDOW)				VSC (ROOM)				NSL				APSH (WINDOW)						APSH (ROOM)					
FLOOR	ROOM	PROPERTY TYPE	ROOM USE	WINDOW	EX. %	PR. %	LOSS	LOSS %	EX. %	PR. %	LOSS	LOSS %	EX. %	PR. %	LOSS SQM	LOSS %	EX.		PR.		LOSS %		EX.		PR.		LOSS %	
																	ANNUAL	WINTER	ANNUAL	WINTER	ANNUAL	WINTER	ANNUAL	WINTER	ANNUAL	WINTER	ANNUAL	WINTER
	R2 (3)	HEALTHCARE	HEALTHCARE	W9/F22	12.9	12.8	0.1	0.8%	12.9	12.8	0.1	0.8%	100	100	0.0	0.0%	N/A	N/A	N/A	N/A	N/A	N/A	N/A	N/A	N/A	N/A	N/A	N/A
GUYS CAMPUS (TOWER WING) (CONTINUED)																												
			HEALTHCARE	W10/F22	12.9	12.8	0.1	0.8%									N/A	N/A	N/A	N/A	N/A	N/A						
			HEALTHCARE	W11/F22	12.9	12.8	0.1	0.8%									N/A	N/A	N/A	N/A	N/A	N/A						
			HEALTHCARE	W12/F22	12.9	12.8	0.1	0.8%									N/A	N/A	N/A	N/A	N/A	N/A						
	R3 (3)	HEALTHCARE	HEALTHCARE	W13/F22	12.9	12.8	0.1	0.8%	12.9	12.8	0.1	0.8%	100	100	0.0	0.0%	N/A	N/A	N/A	N/A	N/A	N/A	N/A	N/A	N/A	N/A	N/A	N/A
			HEALTHCARE	W14/F22	12.9	12.8	0.1	0.8%									N/A	N/A	N/A	N/A	N/A	N/A						
			HEALTHCARE	W15/F22	12.9	12.8	0.1	0.8%									N/A	N/A	N/A	N/A	N/A	N/A						
			HEALTHCARE	W16/F22	12.9	12.8	0.1	0.8%									N/A	N/A	N/A	N/A	N/A	N/A						
	R4 (3)	HEALTHCARE	HEALTHCARE	W17/F22	12.9	12.8	0.1	0.8%	12.9	12.9	0	0.0%	100	100	0.0	0.0%	N/A	N/A	N/A	N/A	N/A	N/A	N/A	N/A	N/A	N/A	N/A	N/A
			HEALTHCARE	W18/F22	12.9	12.9	0	0.0%									N/A	N/A	N/A	N/A	N/A	N/A						
			HEALTHCARE	W19/F22	12.9	12.9	0	0.0%									N/A	N/A	N/A	N/A	N/A	N/A						
			HEALTHCARE	W20/F22	12.9	12.9	0	0.0%									N/A	N/A	N/A	N/A	N/A	N/A						
	R5 (3)	HEALTHCARE	HEALTHCARE	W21/F22	12.9	12.9	0	0.0%	12.9	12.9	0	0.0%	100	100	0.0	0.0%	N/A	N/A	N/A	N/A	N/A	N/A	N/A	N/A	N/A	N/A	N/A	N/A
			HEALTHCARE	W22/F22	12.9	12.9	0	0.0%									N/A	N/A	N/A	N/A	N/A	N/A						
			HEALTHCARE	W23/F22	12.9	12.9	0	0.0%									N/A	N/A	N/A	N/A	N/A	N/A						
			HEALTHCARE	W24/F22	12.9	12.9	0	0.0%									N/A	N/A	N/A	N/A	N/A	N/A						
	R6 (3)	HEALTHCARE	HEALTHCARE	W25/F22	12.9	12.9	0	0.0%	12.9	12.9	0	0.0%	100	100	0.0	0.0%	N/A	N/A	N/A	N/A	N/A	N/A	N/A	N/A	N/A	N/A	N/A	N/A
			HEALTHCARE	W26/F22	12.9	12.9	0	0.0%									N/A	N/A	N/A	N/A	N/A	N/A						
			HEALTHCARE	W27/F22	12.9	12.9	0	0.0%									N/A	N/A	N/A	N/A	N/A	N/A						
			HEALTHCARE	W28/F22	12.9	12.9	0	0.0%									N/A	N/A	N/A	N/A	N/A	N/A						
	R7 (3)	HEALTHCARE	HEALTHCARE	W29/F22	12.9	12.9	0	0.0%	12.9	12.9	0	0.0%	100	100	0.0	0.0%	N/A	N/A	N/A	N/A	N/A	N/A	N/A	N/A	N/A	N/A	N/A	N/A
			HEALTHCARE	W30/F22	12.9	12.9	0	0.0%									N/A	N/A	N/A	N/A	N/A	N/A						
			HEALTHCARE	W31/F22	12.9	12.9	0	0.0%									N/A	N/A	N/A	N/A	N/A	N/A						
			HEALTHCARE	W32/F22	12.9	12.9	0	0.0%									N/A	N/A	N/A	N/A	N/A	N/A						
	R8 (3)	HEALTHCARE	HEALTHCARE	W33/F22	12.9	12.9	0	0.0%	12.9	12.9	0	0.0%	100	100	0.0	0.0%	N/A	N/A	N/A	N/A	N/A	N/A	N/A	N/A	N/A	N/A	N/A	N/A
			HEALTHCARE	W34/F22	12.9	12.9	0	0.0%									N/A	N/A	N/A	N/A	N/A	N/A						
			HEALTHCARE	W35/F22	12.9	12.9	0	0.0%									N/A	N/A	N/A	N/A	N/A	N/A						
			HEALTHCARE	W36/F22	12.9	12.9	0	0.0%									N/A	N/A	N/A	N/A	N/A	N/A						
	R9	HEALTHCARE	HEALTHCARE	W37/F22	12.9	12.9	0	0.0%	12.7	12.6	0.1	0.8%	100	100	0.0	0.0%	15	13	15	13	0.0%	0.0%	20	13	20	13	0.0%	0.0%
			HEALTHCARE	W38/F22	12.9	12.9	0	0.0%									9	3	9	3	0.0%	0.0%						
			HEALTHCARE	W39/F22	13	12.9	0.1	0.8%									20	13	20	13	0.0%	0.0%						
			HEALTHCARE	W42/F22	12.5	12.5	0	0.0%									15	13	15	13	0.0%	0.0%						
GUYS CAMPUS (TOWER WING) (CONTINUED)																												
			HEALTHCARE	W43/F22	12.5	12.5	0	0.0%									15	13	15	13	0.0%	0.0%						
			HEALTHCARE	W44/F22	12.5	12.5	0	0.0%									15	13	15	13	0.0%	0.0%						
			HEALTHCARE	W45/F22	12.5	12.5	0	0.0%									15	13	15	13	0.0%	0.0%						
			HEALTHCARE	W46/F22	12.4	12.4	0	0.0%									15	13	15	13	0.0%	0.0%						
F23	R1	HEALTHCARE	HEALTHCARE	W1/F23	7.4	7.4	0	0.0%	9.4	9.4	0	0.0%	100	100	0.0	0.0%	N/A	N/A	N/A	N/A	N/A	N/A	N/A	N/A	N/A	N/A	N/A	N/A
			HEALTHCARE	W2/F23	7.4	7.4	0	0.0%									N/A	N/A	N/A	N/A	N/A	N/A						
			HEALTHCARE	W3/F23	7.5	7.5	0	0.0%									N/A	N/A	N/A	N/A	N/A	N/A						
			HEALTHCARE	W4/F23	7.5	7.5	0	0.0%									N/A	N/A	N/A	N/A	N/A	N/A						
			HEALTHCARE	W5/F23	7.6	7.6	0	0.0%									N/A	N/A	N/A	N/A	N/A	N/A						
			HEALTHCARE	W6/F23	12.9	12.9	0	0.0%									N/A	N/A	N/A	N/A	N/A	N/A						
			HEALTHCARE	W7/F23	12.9	12.9	0	0.0%									N/A	N/A	N/A	N/A	N/A	N/A						

(1) KITCHEN SMALLER THAN 13m2

(2) INC\HZ = SKY COMPONENT (INCLINED\HORIZONTAL WINDOWS)

(3) SINGLE ASPECT ROOM DEEPER THAN 5m

					VSC (WINDOW)				VSC (ROOM)				NSL				APSH (WINDOW)						APSH (ROOM)					
FLOOR	ROOM	PROPERTY TYPE	ROOM USE	WINDOW	EX. %	PR. %	LOSS	LOSS %	EX. %	PR. %	LOSS	LOSS %	EX. %	PR. %	LOSS SQM	LOSS %	EX.		PR.		LOSS %		EX.		PR.		LOSS %	
																	ANNUAL	WINTER	ANNUAL	WINTER	ANNUAL	WINTER	ANNUAL	WINTER	ANNUAL	WINTER	ANNUAL	WINTER
			HEALTHCARE	W8/F23	12.9	12.9	0	0.0%									N/A	N/A	N/A	N/A	N/A	N/A						
	R2 (3)	HEALTHCARE	HEALTHCARE	W9/F23	12.9	12.9	0	0.0%	12.9	12.9	0	0.0%	100	100	0.0	0.0%	N/A	N/A	N/A	N/A	N/A	N/A	N/A	N/A	N/A	N/A	N/A	N/A
			HEALTHCARE	W10/F23	12.9	12.9	0	0.0%									N/A	N/A	N/A	N/A	N/A	N/A						
			HEALTHCARE	W11/F23	12.9	12.9	0	0.0%									N/A	N/A	N/A	N/A	N/A	N/A						
			HEALTHCARE	W12/F23	12.9	12.9	0	0.0%									N/A	N/A	N/A	N/A	N/A	N/A						
	R3 (3)	HEALTHCARE	HEALTHCARE	W13/F23	12.9	12.9	0	0.0%	12.9	12.9	0	0.0%	100	100	0.0	0.0%	N/A	N/A	N/A	N/A	N/A	N/A	N/A	N/A	N/A	N/A	N/A	N/A
			HEALTHCARE	W14/F23	12.9	12.9	0	0.0%									N/A	N/A	N/A	N/A	N/A	N/A						
			HEALTHCARE	W15/F23	12.9	12.9	0	0.0%									N/A	N/A	N/A	N/A	N/A	N/A						
			HEALTHCARE	W16/F23	12.9	12.9	0	0.0%									N/A	N/A	N/A	N/A	N/A	N/A						
	R4 (3)	HEALTHCARE	HEALTHCARE	W17/F23	12.9	12.9	0	0.0%	12.9	12.9	0	0.0%	100	100	0.0	0.0%	N/A	N/A	N/A	N/A	N/A	N/A	N/A	N/A	N/A	N/A	N/A	N/A
			HEALTHCARE	W18/F23	12.9	12.9	0	0.0%									N/A	N/A	N/A	N/A	N/A	N/A						
			HEALTHCARE	W19/F23	12.9	12.9	0	0.0%									N/A	N/A	N/A	N/A	N/A	N/A						
			HEALTHCARE	W20/F23	12.9	12.9	0	0.0%									N/A	N/A	N/A	N/A	N/A	N/A						
	R5 (3)	HEALTHCARE	HEALTHCARE	W21/F23	12.9	12.9	0	0.0%	12.9	12.9	0	0.0%	100	100	0.0	0.0%	N/A	N/A	N/A	N/A	N/A	N/A	N/A	N/A	N/A	N/A	N/A	N/A
			HEALTHCARE	W22/F23	12.9	12.9	0	0.0%									N/A	N/A	N/A	N/A	N/A	N/A						
			HEALTHCARE	W23/F23	12.9	12.9	0	0.0%									N/A	N/A	N/A	N/A	N/A	N/A						
			HEALTHCARE	W24/F23	12.9	12.9	0	0.0%									N/A	N/A	N/A	N/A	N/A	N/A						
	R6 (3)	HEALTHCARE	HEALTHCARE	W25/F23	12.9	12.9	0	0.0%	12.9	12.9	0	0.0%	100	100	0.0	0.0%	N/A	N/A	N/A	N/A	N/A	N/A	N/A	N/A	N/A	N/A	N/A	N/A
			HEALTHCARE	W26/F23	12.9	12.9	0	0.0%									N/A	N/A	N/A	N/A	N/A	N/A						
			HEALTHCARE	W27/F23	12.9	12.9	0	0.0%									N/A	N/A	N/A	N/A	N/A	N/A						
GUYS CAMPUS (TOWER WING) (CONTINUED)																												
			HEALTHCARE	W28/F23	12.9	12.9	0	0.0%									N/A	N/A	N/A	N/A	N/A	N/A						
	R7 (3)	HEALTHCARE	HEALTHCARE	W29/F23	12.9	12.9	0	0.0%	12.9	12.9	0	0.0%	100	100	0.0	0.0%	N/A	N/A	N/A	N/A	N/A	N/A	N/A	N/A	N/A	N/A	N/A	N/A
			HEALTHCARE	W30/F23	12.9	12.9	0	0.0%									N/A	N/A	N/A	N/A	N/A	N/A						
			HEALTHCARE	W31/F23	12.9	12.9	0	0.0%									N/A	N/A	N/A	N/A	N/A	N/A						
			HEALTHCARE	W32/F23	12.9	12.9	0	0.0%									N/A	N/A	N/A	N/A	N/A	N/A						
	R8 (3)	HEALTHCARE	HEALTHCARE	W33/F23	12.9	12.9	0	0.0%	12.9	12.9	0	0.0%	100	100	0.0	0.0%	N/A	N/A	N/A	N/A	N/A	N/A	N/A	N/A	N/A	N/A	N/A	N/A
			HEALTHCARE	W34/F23	12.9	12.9	0	0.0%									N/A	N/A	N/A	N/A	N/A	N/A						
			HEALTHCARE	W35/F23	12.9	12.9	0	0.0%									N/A	N/A	N/A	N/A	N/A	N/A						
			HEALTHCARE	W36/F23	12.9	12.9	0	0.0%									N/A	N/A	N/A	N/A	N/A	N/A						
	R9	HEALTHCARE	HEALTHCARE	W37/F23	12.9	12.9	0	0.0%	12.7	12.7	0	0.0%	100	100	0.0	0.0%	15	13	15	13	0.0%	0.0%	20	13	20	13	0.0%	0.0%
			HEALTHCARE	W38/F23	13	13	0	0.0%									9	9	9	9	0.0%	0.0%						
			HEALTHCARE	W39/F23	13	13	0	0.0%									9	9	9	9	0.0%	0.0%						
			HEALTHCARE	W42/F23	12.5	12.5	0	0.0%									15	13	15	13	0.0%	0.0%						
			HEALTHCARE	W43/F23	12.5	12.5	0	0.0%									15	13	15	13	0.0%	0.0%						
			HEALTHCARE	W44/F23	12.5	12.5	0	0.0%									15	13	15	13	0.0%	0.0%						
			HEALTHCARE	W45/F23	12.5	12.5	0	0.0%									15	13	15	13	0.0%	0.0%						
			HEALTHCARE	W46/F23	12.4	12.4	0	0.0%									15	13	15	13	0.0%	0.0%						
F24	R1	HEALTHCARE	HEALTHCARE	W1/F24	7.5	7.5	0	0.0%	9.4	9.4	0	0.0%	100	100	0.0	0.0%	N/A	N/A	N/A	N/A	N/A	N/A	N/A	N/A	N/A	N/A	N/A	N/A
			HEALTHCARE	W2/F24	7.5	7.5	0	0.0%									N/A	N/A	N/A	N/A	N/A	N/A						
			HEALTHCARE	W3/F24	7.6	7.6	0	0.0%									N/A	N/A	N/A	N/A	N/A	N/A						
			HEALTHCARE	W4/F24	7.6	7.6	0	0.0%									N/A	N/A	N/A	N/A	N/A	N/A						
			HEALTHCARE	W5/F24	7.7	7.7	0	0.0%									N/A	N/A	N/A	N/A	N/A	N/A						
			HEALTHCARE	W6/F24	12.9	12.9	0	0.0%									N/A	N/A	N/A	N/A	N/A	N/A						
			HEALTHCARE	W7/F24	12.9	12.9	0	0.0%									N/A	N/A	N/A	N/A	N/A	N/A						

(1) KITCHEN SMALLER THAN 13m2

(2) INC\HZ = SKY COMPONENT (INCLINED\HORIZONTAL WINDOWS)

(3) SINGLE ASPECT ROOM DEEPER THAN 5m

					VSC (WINDOW)				VSC (ROOM)				NSL				APSH (WINDOW)						APSH (ROOM)					
FLOOR	ROOM	PROPERTY TYPE	ROOM USE	WINDOW	EX. %	PR. %	LOSS	LOSS %	EX. %	PR. %	LOSS	LOSS %	EX. %	PR. %	LOSS SQM	LOSS %	EX.		PR.		LOSS %		EX.		PR.		LOSS %	
																	ANNUAL	WINTER	ANNUAL	WINTER	ANNUAL	WINTER	ANNUAL	WINTER	ANNUAL	WINTER	ANNUAL	WINTER
			HEALTHCARE	W8/F24	12.9	12.9	0	0.0%									N/A	N/A	N/A	N/A	N/A	N/A						
	R2 (3)	HEALTHCARE	HEALTHCARE	W9/F24	12.9	12.9	0	0.0%	12.9	12.9	0	0.0%	100	100	0.0	0.0%	N/A	N/A	N/A	N/A	N/A	N/A	N/A	N/A	N/A	N/A	N/A	N/A
			HEALTHCARE	W10/F24	12.9	12.9	0	0.0%									N/A	N/A	N/A	N/A	N/A	N/A						
			HEALTHCARE	W11/F24	12.9	12.9	0	0.0%									N/A	N/A	N/A	N/A	N/A	N/A						
			HEALTHCARE	W12/F24	12.9	12.9	0	0.0%									N/A	N/A	N/A	N/A	N/A	N/A						
	R3 (3)	HEALTHCARE	HEALTHCARE	W13/F24	12.9	12.9	0	0.0%	12.9	12.9	0	0.0%	100	100	0.0	0.0%	N/A	N/A	N/A	N/A	N/A	N/A	N/A	N/A	N/A	N/A	N/A	N/A
			HEALTHCARE	W14/F24	12.9	12.9	0	0.0%									N/A	N/A	N/A	N/A	N/A	N/A						
GUYS CAMPUS (TOWER WING) (CONTINUED)																												
			HEALTHCARE	W15/F24	12.9	12.9	0	0.0%									N/A	N/A	N/A	N/A	N/A	N/A						
			HEALTHCARE	W16/F24	12.9	12.9	0	0.0%									N/A	N/A	N/A	N/A	N/A	N/A						
	R4 (3)	HEALTHCARE	HEALTHCARE	W17/F24	12.9	12.9	0	0.0%	12.9	12.9	0	0.0%	100	100	0.0	0.0%	N/A	N/A	N/A	N/A	N/A	N/A	N/A	N/A	N/A	N/A	N/A	N/A
			HEALTHCARE	W18/F24	12.9	12.9	0	0.0%									N/A	N/A	N/A	N/A	N/A	N/A						
			HEALTHCARE	W19/F24	12.9	12.9	0	0.0%									N/A	N/A	N/A	N/A	N/A	N/A						
			HEALTHCARE	W20/F24	12.9	12.9	0	0.0%									N/A	N/A	N/A	N/A	N/A	N/A						
	R5 (3)	HEALTHCARE	HEALTHCARE	W21/F24	12.9	12.9	0	0.0%	12.9	12.9	0	0.0%	100	100	0.0	0.0%	N/A	N/A	N/A	N/A	N/A	N/A	N/A	N/A	N/A	N/A	N/A	N/A
			HEALTHCARE	W22/F24	12.9	12.9	0	0.0%									N/A	N/A	N/A	N/A	N/A	N/A						
			HEALTHCARE	W23/F24	12.9	12.9	0	0.0%									N/A	N/A	N/A	N/A	N/A	N/A						
			HEALTHCARE	W24/F24	12.9	12.9	0	0.0%									N/A	N/A	N/A	N/A	N/A	N/A						
	R6 (3)	HEALTHCARE	HEALTHCARE	W25/F24	12.9	12.9	0	0.0%	12.9	12.9	0	0.0%	100	100	0.0	0.0%	N/A	N/A	N/A	N/A	N/A	N/A	N/A	N/A	N/A	N/A	N/A	N/A
			HEALTHCARE	W26/F24	12.9	12.9	0	0.0%									N/A	N/A	N/A	N/A	N/A	N/A						
			HEALTHCARE	W27/F24	12.9	12.9	0	0.0%									N/A	N/A	N/A	N/A	N/A	N/A						
			HEALTHCARE	W28/F24	12.9	12.9	0	0.0%									N/A	N/A	N/A	N/A	N/A	N/A						
	R7 (3)	HEALTHCARE	HEALTHCARE	W29/F24	12.9	12.9	0	0.0%	12.9	12.9	0	0.0%	100	100	0.0	0.0%	N/A	N/A	N/A	N/A	N/A	N/A	N/A	N/A	N/A	N/A	N/A	N/A
			HEALTHCARE	W30/F24	12.9	12.9	0	0.0%									N/A	N/A	N/A	N/A	N/A	N/A						
			HEALTHCARE	W31/F24	12.9	12.9	0	0.0%									N/A	N/A	N/A	N/A	N/A	N/A						
			HEALTHCARE	W32/F24	12.9	12.9	0	0.0%									N/A	N/A	N/A	N/A	N/A	N/A						
	R8 (3)	HEALTHCARE	HEALTHCARE	W33/F24	12.9	12.9	0	0.0%	12.9	12.9	0	0.0%	100	100	0.0	0.0%	N/A	N/A	N/A	N/A	N/A	N/A	N/A	N/A	N/A	N/A	N/A	N/A
			HEALTHCARE	W34/F24	12.9	12.9	0	0.0%									N/A	N/A	N/A	N/A	N/A	N/A						
			HEALTHCARE	W35/F24	12.9	12.9	0	0.0%									N/A	N/A	N/A	N/A	N/A	N/A						
			HEALTHCARE	W36/F24	12.9	12.9	0	0.0%									N/A	N/A	N/A	N/A	N/A	N/A						
	R9	HEALTHCARE	HEALTHCARE	W37/F24	12.9	12.9	0	0.0%	12.7	12.7	0	0.0%	100	100	0.0	0.0%	15	13	15	13	0.0%	0.0%	20	13	20	13	0.0%	0.0%
			HEALTHCARE	W38/F24	13	13	0	0.0%									15	13	15	13	0.0%	0.0%						
			HEALTHCARE	W39/F24	13	13	0	0.0%									15	13	15	13	0.0%	0.0%						
			HEALTHCARE	W42/F24	12.5	12.5	0	0.0%									15	13	15	13	0.0%	0.0%						
			HEALTHCARE	W43/F24	12.5	12.5	0	0.0%									15	13	15	13	0.0%	0.0%						
			HEALTHCARE	W44/F24	12.5	12.5	0	0.0%									15	13	15	13	0.0%	0.0%						
			HEALTHCARE	W45/F24	12.5	12.5	0	0.0%									15	13	15	13	0.0%	0.0%						
			HEALTHCARE	W46/F24	12.4	12.4	0	0.0%									15	13	15	13	0.0%	0.0%						
F25	R1	HEALTHCARE	HEALTHCARE	W1/F25 (dup.)	7.6	7.6	0	0.0%	9.5	9.5	0	0.0%	100	100	0.0	0.0%	N/A	N/A	N/A	N/A	N/A	N/A	N/A	N/A	N/A	N/A	N/A	N/A
GUYS CAMPUS (TOWER WING) (CONTINUED)																												
			HEALTHCARE	W2/F25 (dup.)	7.6	7.6	0	0.0%									N/A	N/A	N/A	N/A	N/A	N/A						
			HEALTHCARE	W3/F25 (dup.)	7.6	7.6	0	0.0%									N/A	N/A	N/A	N/A	N/A	N/A						
			HEALTHCARE	W4/F25 (dup.)	7.7	7.7	0	0.0%									N/A	N/A	N/A	N/A	N/A	N/A						
			HEALTHCARE	W5/F25 (dup.)	7.8	7.8	0	0.0%									N/A	N/A	N/A	N/A	N/A	N/A						
			HEALTHCARE	W6/F25 (dup.)	12.9	12.9	0	0.0%									N/A	N/A	N/A	N/A	N/A	N/A						

(1) KITCHEN SMALLER THAN 13m2

(2) INC\HZ = SKY COMPONENT (INCLINED\HORIZONTAL WINDOWS)

(3) SINGLE ASPECT ROOM DEEPER THAN 5m

					VSC (WINDOW)				VSC (ROOM)				NSL				APSH (WINDOW)						APSH (ROOM)					
FLOOR	ROOM	PROPERTY TYPE	ROOM USE	WINDOW	EX. %	PR. %	LOSS	LOSS %	EX. %	PR. %	LOSS	LOSS %	EX. %	PR. %	LOSS SQM	LOSS %	EX.		PR.		LOSS %		EX.		PR.		LOSS %	
																	ANNUAL	WINTER	ANNUAL	WINTER	ANNUAL	WINTER	ANNUAL	WINTER	ANNUAL	WINTER	ANNUAL	WINTER
			HEALTHCARE	W7/F25 (dup.)	12.9	12.9	0	0.0%									N/A	N/A	N/A	N/A	N/A	N/A						
			HEALTHCARE	W8/F25 (dup.)	12.9	12.9	0	0.0%									N/A	N/A	N/A	N/A	N/A	N/A						
	R2	HEALTHCARE	HEALTHCARE	W1/F25	7.6	7.6	0	0.0%	9.5	9.5	0	0.0%	100	100	0.0	0.0%	N/A	N/A	N/A	N/A	N/A	N/A	N/A	N/A	N/A	N/A	N/A	N/A
			HEALTHCARE	W2/F25	7.6	7.6	0	0.0%									N/A	N/A	N/A	N/A	N/A	N/A						
			HEALTHCARE	W3/F25	7.6	7.6	0	0.0%									N/A	N/A	N/A	N/A	N/A	N/A						
			HEALTHCARE	W4/F25	7.7	7.7	0	0.0%									N/A	N/A	N/A	N/A	N/A	N/A						
			HEALTHCARE	W5/F25	7.8	7.8	0	0.0%									N/A	N/A	N/A	N/A	N/A	N/A						
			HEALTHCARE	W6/F25	12.9	12.9	0	0.0%									N/A	N/A	N/A	N/A	N/A	N/A						
			HEALTHCARE	W7/F25	12.9	12.9	0	0.0%									N/A	N/A	N/A	N/A	N/A	N/A						
			HEALTHCARE	W8/F25	12.9	12.9	0	0.0%									N/A	N/A	N/A	N/A	N/A	N/A						
	R3 (3)	HEALTHCARE	HEALTHCARE	W9/F25 (dup.)	12.9	12.9	0	0.0%	12.9	12.9	0	0.0%	100	100	0.0	0.0%	N/A	N/A	N/A	N/A	N/A	N/A	N/A	N/A	N/A	N/A	N/A	N/A
			HEALTHCARE	W10/F25 (dup.)	12.9	12.9	0	0.0%									N/A	N/A	N/A	N/A	N/A	N/A						
			HEALTHCARE	W11/F25 (dup.)	12.9	12.9	0	0.0%									N/A	N/A	N/A	N/A	N/A	N/A						
			HEALTHCARE	W12/F25 (dup.)	12.9	12.9	0	0.0%									N/A	N/A	N/A	N/A	N/A	N/A						
	R4 (3)	HEALTHCARE	HEALTHCARE	W9/F25	12.9	12.9	0	0.0%	12.9	12.9	0	0.0%	100	100	0.0	0.0%	N/A	N/A	N/A	N/A	N/A	N/A	N/A	N/A	N/A	N/A	N/A	N/A
			HEALTHCARE	W10/F25	12.9	12.9	0	0.0%									N/A	N/A	N/A	N/A	N/A	N/A						
			HEALTHCARE	W11/F25	12.9	12.9	0	0.0%									N/A	N/A	N/A	N/A	N/A	N/A						
			HEALTHCARE	W12/F25	12.9	12.9	0	0.0%									N/A	N/A	N/A	N/A	N/A	N/A						
	R5 (3)	HEALTHCARE	HEALTHCARE	W13/F25 (dup.)	12.9	12.9	0	0.0%	12.9	12.9	0	0.0%	100	100	0.0	0.0%	N/A	N/A	N/A	N/A	N/A	N/A	N/A	N/A	N/A	N/A	N/A	N/A
			HEALTHCARE	W14/F25 (dup.)	12.9	12.9	0	0.0%									N/A	N/A	N/A	N/A	N/A	N/A						
			HEALTHCARE	W15/F25 (dup.)	12.9	12.9	0	0.0%									N/A	N/A	N/A	N/A	N/A	N/A						
			HEALTHCARE	W16/F25 (dup.)	12.9	12.9	0	0.0%									N/A	N/A	N/A	N/A	N/A	N/A						
	R6 (3)	HEALTHCARE	HEALTHCARE	W13/F25	12.9	12.9	0	0.0%	12.9	12.9	0	0.0%	100	100	0.0	0.0%	N/A	N/A	N/A	N/A	N/A	N/A	N/A	N/A	N/A	N/A	N/A	N/A
			HEALTHCARE	W14/F25	12.9	12.9	0	0.0%									N/A	N/A	N/A	N/A	N/A	N/A						
			HEALTHCARE	W15/F25	12.9	12.9	0	0.0%									N/A	N/A	N/A	N/A	N/A	N/A						
			HEALTHCARE	W16/F25	12.9	12.9	0	0.0%									N/A	N/A	N/A	N/A	N/A	N/A						
GUYS CAMPUS (TOWER WING) (CONTINUED)																												
	R7 (3)	HEALTHCARE	HEALTHCARE	W17/F25 (dup.)	12.9	12.9	0	0.0%	12.9	12.9	0	0.0%	100	100	0.0	0.0%	N/A	N/A	N/A	N/A	N/A	N/A	N/A	N/A	N/A	N/A	N/A	N/A
			HEALTHCARE	W18/F25 (dup.)	12.9	12.9	0	0.0%									N/A	N/A	N/A	N/A	N/A	N/A						
			HEALTHCARE	W19/F25 (dup.)	12.9	12.9	0	0.0%									N/A	N/A	N/A	N/A	N/A	N/A						
			HEALTHCARE	W20/F25 (dup.)	12.9	12.9	0	0.0%									N/A	N/A	N/A	N/A	N/A	N/A						
	R8 (3)	HEALTHCARE	HEALTHCARE	W17/F25	12.9	12.9	0	0.0%	12.9	12.9	0	0.0%	100	100	0.0	0.0%	N/A	N/A	N/A	N/A	N/A	N/A	N/A	N/A	N/A	N/A	N/A	N/A
			HEALTHCARE	W18/F25	12.9	12.9	0	0.0%									N/A	N/A	N/A	N/A	N/A	N/A						
			HEALTHCARE	W19/F25	12.9	12.9	0	0.0%									N/A	N/A	N/A	N/A	N/A	N/A						
			HEALTHCARE	W20/F25	12.9	12.9	0	0.0%									N/A	N/A	N/A	N/A	N/A	N/A						
	R9 (3)	HEALTHCARE	HEALTHCARE	W21/F25 (dup.)	12.9	12.9	0	0.0%	12.9	12.9	0	0.0%	100	100	0.0	0.0%	N/A	N/A	N/A	N/A	N/A	N/A	N/A	N/A	N/A	N/A	N/A	N/A
			HEALTHCARE	W22/F25 (dup.)	12.9	12.9	0	0.0%									N/A	N/A	N/A	N/A	N/A	N/A						
			HEALTHCARE	W23/F25 (dup.)	12.9	12.9	0	0.0%									N/A	N/A	N/A	N/A	N/A	N/A						
			HEALTHCARE	W24/F25 (dup.)	12.9	12.9	0	0.0%									N/A	N/A	N/A	N/A	N/A	N/A						
	R10 (3)	HEALTHCARE	HEALTHCARE	W21/F25	12.9	12.9	0	0.0%	12.9	12.9	0	0.0%	100	100	0.0	0.0%	N/A	N/A	N/A	N/A	N/A	N/A	N/A	N/A	N/A	N/A	N/A	N/A
			HEALTHCARE	W22/F25	12.9	12.9	0	0.0%									N/A	N/A	N/A	N/A	N/A	N/A						
			HEALTHCARE	W23/F25	12.9	12.9	0	0.0%									N/A	N/A	N/A	N/A	N/A	N/A						
			HEALTHCARE	W24/F25	12.9	12.9	0	0.0%									N/A	N/A	N/A	N/A	N/A	N/A						
	R11 (3)	HEALTHCARE	HEALTHCARE	W25/F25 (dup.)	12.9	12.9	0	0.0%	12.9	12.9	0	0.0%	100	100	0.0	0.0%	N/A	N/A	N/A	N/A	N/A	N/A	N/A	N/A	N/A	N/A	N/A	N/A
			HEALTHCARE	W26/F25 (dup.)	12.9	12.9	0	0.0%									N/A	N/A	N/A	N/A	N/A	N/A						

(1) KITCHEN SMALLER THAN 13m2

(2) INC\HZ = SKY COMPONENT (INCLINED\HORIZONTAL WINDOWS)

(3) SINGLE ASPECT ROOM DEEPER THAN 5m

					VSC (WINDOW)				VSC (ROOM)				NSL				APSH (WINDOW)						APSH (ROOM)					
FLOOR	ROOM	PROPERTY TYPE	ROOM USE	WINDOW	EX. %	PR. %	LOSS	LOSS %	EX. %	PR. %	LOSS	LOSS %	EX. %	PR. %	LOSS SQM	LOSS %	EX.		PR.		LOSS %		EX.		PR.		LOSS %	
																	ANNUAL	WINTER	ANNUAL	WINTER	ANNUAL	WINTER	ANNUAL	WINTER	ANNUAL	WINTER	ANNUAL	WINTER
			HEALTHCARE	W27/F25 (dup.)	12.9	12.9	0	0.0%									N/A	N/A	N/A	N/A	N/A	N/A						
			HEALTHCARE	W28/F25 (dup.)	12.9	12.9	0	0.0%									N/A	N/A	N/A	N/A	N/A	N/A						
	R12 (3)	HEALTHCARE	HEALTHCARE	W25/F25	12.9	12.9	0	0.0%	12.9	12.9	0	0.0%	100	100	0.0	0.0%	N/A	N/A	N/A	N/A	N/A	N/A	N/A	N/A	N/A	N/A	N/A	N/A
			HEALTHCARE	W26/F25	12.9	12.9	0	0.0%									N/A	N/A	N/A	N/A	N/A	N/A						
			HEALTHCARE	W27/F25	12.9	12.9	0	0.0%									N/A	N/A	N/A	N/A	N/A	N/A						
			HEALTHCARE	W28/F25	12.9	12.9	0	0.0%									N/A	N/A	N/A	N/A	N/A	N/A						
	R13 (3)	HEALTHCARE	HEALTHCARE	W29/F25 (dup.)	12.9	12.9	0	0.0%	12.9	12.9	0	0.0%	100	100	0.0	0.0%	N/A	N/A	N/A	N/A	N/A	N/A	N/A	N/A	N/A	N/A	N/A	N/A
			HEALTHCARE	W30/F25 (dup.)	12.9	12.9	0	0.0%									N/A	N/A	N/A	N/A	N/A	N/A						
			HEALTHCARE	W31/F25 (dup.)	12.9	12.9	0	0.0%									N/A	N/A	N/A	N/A	N/A	N/A						
			HEALTHCARE	W32/F25 (dup.)	12.9	12.9	0	0.0%									N/A	N/A	N/A	N/A	N/A	N/A						
	R14 (3)	HEALTHCARE	HEALTHCARE	W29/F25	12.9	12.9	0	0.0%	12.9	12.9	0	0.0%	100	100	0.0	0.0%	N/A	N/A	N/A	N/A	N/A	N/A	N/A	N/A	N/A	N/A	N/A	N/A
			HEALTHCARE	W30/F25	12.9	12.9	0	0.0%									N/A	N/A	N/A	N/A	N/A	N/A						
			HEALTHCARE	W31/F25	12.9	12.9	0	0.0%									N/A	N/A	N/A	N/A	N/A	N/A						
GUYS CAMPUS (TOWER WING) (CONTINUED)																												
			HEALTHCARE	W32/F25	12.9	12.9	0	0.0%									N/A	N/A	N/A	N/A	N/A	N/A						
	R15 (3)	HEALTHCARE	HEALTHCARE	W33/F25 (dup.)	12.9	12.9	0	0.0%	12.9	12.9	0	0.0%	100	100	0.0	0.0%	N/A	N/A	N/A	N/A	N/A	N/A	N/A	N/A	N/A	N/A	N/A	N/A
			HEALTHCARE	W34/F25 (dup.)	12.9	12.9	0	0.0%									N/A	N/A	N/A	N/A	N/A	N/A						
			HEALTHCARE	W35/F25 (dup.)	12.9	12.9	0	0.0%									N/A	N/A	N/A	N/A	N/A	N/A						
			HEALTHCARE	W36/F25 (dup.)	12.9	12.9	0	0.0%									N/A	N/A	N/A	N/A	N/A	N/A						
	R16 (3)	HEALTHCARE	HEALTHCARE	W33/F25	12.9	12.9	0	0.0%	12.9	12.9	0	0.0%	100	100	0.0	0.0%	N/A	N/A	N/A	N/A	N/A	N/A	N/A	N/A	N/A	N/A	N/A	N/A
			HEALTHCARE	W34/F25	12.9	12.9	0	0.0%									N/A	N/A	N/A	N/A	N/A	N/A						
			HEALTHCARE	W35/F25	12.9	12.9	0	0.0%									N/A	N/A	N/A	N/A	N/A	N/A						
			HEALTHCARE	W36/F25	12.9	12.9	0	0.0%									N/A	N/A	N/A	N/A	N/A	N/A						
	R17	HEALTHCARE	HEALTHCARE	W37/F25 (dup.)	12.9	12.9	0	0.0%	13	13	0	0.0%	100	100	0.0	0.0%	9	7	9	7	0.0%	N/A	23	16	23	16	0.0%	0.0%
			HEALTHCARE	W38/F25 (dup.)	13	13	0	0.0%									9	7	9	7	0.0%	0.0%						
			HEALTHCARE	W39/F25 (dup.)	13	13	0	0.0%									10	7	10	7	0.0%	N/A						
			HEALTHCARE	W42/F25 (dup.)	12.5	12.5	0	0.0%									15	13	15	13	0.0%	0.0%						
			HEALTHCARE	W43/F25 (dup.)	12.5	12.5	0	0.0%									15	13	15	13	0.0%	0.0%						
			HEALTHCARE	W44/F25 (dup.)	12.5	12.5	0	0.0%									15	13	15	13	0.0%	0.0%						
			HEALTHCARE	W45/F25 (dup.)	12.5	12.5	0	0.0%									15	13	15	13	0.0%	0.0%						
			HEALTHCARE	W46/F25 (dup.)	15.2	15.2	0	0.0%									18	16	18	16	0.0%	0.0%						
	R18	HEALTHCARE	HEALTHCARE	W37/F25	12.9	12.9	0	0.0%	13	13	0	0.0%	100	100	0.0	0.0%	9	7	9	7	0.0%	N/A	23	16	23	16	0.0%	0.0%
			HEALTHCARE	W38/F25	13	13	0	0.0%									9	7	9	7	0.0%	0.0%						
			HEALTHCARE	W39/F25	13	13	0	0.0%									10	7	10	7	0.0%	N/A						
			HEALTHCARE	W42/F25	12.5	12.5	0	0.0%									15	13	15	13	0.0%	0.0%						
			HEALTHCARE	W43/F25	12.5	12.5	0	0.0%									15	13	15	13	0.0%	0.0%						
			HEALTHCARE	W44/F25	12.5	12.5	0	0.0%									15	13	15	13	0.0%	0.0%						
			HEALTHCARE	W45/F25	12.5	12.5	0	0.0%									15	13	15	13	0.0%	0.0%						
			HEALTHCARE	W46/F25	15.2	15.2	0	0.0%									18	16	18	16	0.0%	0.0%						
F26	R1 (3)	HEALTHCARE	HEALTHCARE	W1/F26	34.4	34.4	0	0.0%	34.4	34.4	0	0.0%	100	100	0.0	0.0%	N/A	N/A	N/A	N/A	N/A	N/A	N/A	N/A	N/A	N/A	N/A	N/A
			HEALTHCARE	W2/F26	34.4	34.4	0	0.0%									N/A	N/A	N/A	N/A	N/A	N/A						
			HEALTHCARE	W3/F26	34.4	34.4	0	0.0%									N/A	N/A	N/A	N/A	N/A	N/A						
			HEALTHCARE	W4/F26	34.4	34.4	0	0.0%									N/A	N/A	N/A	N/A	N/A	N/A						
	R2 (3)	HEALTHCARE	HEALTHCARE	W5/F26	34.4	34.4	0	0.0%	34.4	34.4	0	0.0%	100	100	0.0	0.0%	N/A	N/A	N/A	N/A	N/A	N/A	N/A	N/A	N/A	N/A	N/A	N/A
			HEALTHCARE	W6/F26	34.4	34.4	0	0.0%									N/A	N/A	N/A	N/A	N/A	N/A						

(1) KITCHEN SMALLER THAN 13m2

(2) INC\HZ = SKY COMPONENT (INCLINED\HORIZONTAL WINDOWS)

(3) SINGLE ASPECT ROOM DEEPER THAN 5m

					VSC (WINDOW)				VSC (ROOM)				NSL				APSH (WINDOW)						APSH (ROOM)					
FLOOR	ROOM	PROPERTY TYPE	ROOM USE	WINDOW	EX. %	PR. %	LOSS	LOSS %	EX. %	PR. %	LOSS	LOSS %	EX. %	PR. %	LOSS SQM	LOSS %	EX.		PR.		LOSS %		EX.		PR.		LOSS %	
																	ANNUAL	WINTER	ANNUAL	WINTER	ANNUAL	WINTER	ANNUAL	WINTER	ANNUAL	WINTER	ANNUAL	WINTER
GUYS CAMPUS (TOWER WING) (CONTINUED)																												
			HEALTHCARE	W7/F26	34.4	34.4	0	0.0%									N/A	N/A	N/A	N/A	N/A	N/A						
			HEALTHCARE	W8/F26	34.4	34.4	0	0.0%									N/A	N/A	N/A	N/A	N/A	N/A						
	R3 (3)	HEALTHCARE	HEALTHCARE	W9/F26	34.4	34.4	0	0.0%	34.4	34.4	0	0.0%	100	100	0.0	0.0%	N/A	N/A	N/A	N/A	N/A	N/A	N/A	N/A	N/A	N/A	N/A	N/A
			HEALTHCARE	W10/F26	34.4	34.4	0	0.0%									N/A	N/A	N/A	N/A	N/A	N/A						
			HEALTHCARE	W11/F26	34.4	34.4	0	0.0%									N/A	N/A	N/A	N/A	N/A	N/A						
			HEALTHCARE	W12/F26	34.4	34.4	0	0.0%									N/A	N/A	N/A	N/A	N/A	N/A						
IRIS BROOK HOUSE TALBOT YARD																												
F00	R2	OTHER BUILDING TYP	LOBBY	W3/F00	13.7	10.3	3.4	24.8%	14.1	10.3	3.8	27.0%	58.3	43.6	1.1	25.2%	N/A	N/A	N/A	N/A	N/A	N/A	N/A	N/A	N/A	N/A	N/A	N/A
			LOBBY	W4/F00	14.7	10.8	3.9	26.5%									N/A	N/A	N/A	N/A	N/A	N/A						
			LOBBY	W5/F00	13.5	9.3	4.2	31.1%									N/A	N/A	N/A	N/A	N/A	N/A						
	R3	OTHER BUILDING TYP	STUDIO	W6/F00	14	9.9	4.1	29.3%	14	9.9	4.1	29.3%	54.5	40.7	1.7	25.4%	N/A	N/A	N/A	N/A	N/A	N/A	N/A	N/A	N/A	N/A	N/A	N/A
	R4	OTHER BUILDING TYP	STUDIO	W7/F00	13.5	9.6	3.9	28.9%	13.5	9.6	3.9	28.9%	61.6	41.6	2.0	32.5%	N/A	N/A	N/A	N/A	N/A	N/A	N/A	N/A	N/A	N/A	N/A	N/A
	R5	OTHER BUILDING TYP	STUDIO	W8/F00	12.4	8.6	3.8	30.6%	12.4	8.6	3.8	30.6%	62.2	37.9	2.4	39.0%	N/A	N/A	N/A	N/A	N/A	N/A	N/A	N/A	N/A	N/A	N/A	N/A
	R6	OTHER BUILDING TYP	STUDIO	W9/F00	11	7.6	3.4	30.9%	11	7.6	3.4	30.9%	62.9	35.6	2.8	43.4%	N/A	N/A	N/A	N/A	N/A	N/A	N/A	N/A	N/A	N/A	N/A	N/A
	R7	OTHER BUILDING TYP	STUDIO	W10/F00	4.5	1.8	2.7	60.0%	4.5	1.8	2.7	60.0%	51.2	19.3	3.3	62.3%	N/A	N/A	N/A	N/A	N/A	N/A	N/A	N/A	N/A	N/A	N/A	N/A
	R9	OTHER BUILDING TYP	STUDIO	W14/F00	12.3	11.8	0.5	4.1%	12.3	11.8	0.5	4.1%	90.7	90	0.1	0.7%	11	0	11	0	0.0%	0.0%	11	0	11	0	0.0%	0.0%
	R10	OTHER BUILDING TYP	STUDIO	W15/F00	13.8	13.5	0.3	2.2%	13.8	13.5	0.3	2.2%	90.4	89.9	0.0	0.6%	15	1	15	1	0.0%	0.0%	15	1	15	1	0.0%	0.0%
	R11	OTHER BUILDING TYP	STUDIO	W16/F00	14.6	14.4	0.2	1.4%	14.6	14.4	0.2	1.4%	84.6	84.4	0.0	0.2%	21	1	21	1	0.0%	0.0%	21	1	21	1	0.0%	0.0%
F01	R1	OTHER BUILDING TYP	LOBBY	W1/F01	19	13.4	5.6	29.5%	18.7	13.2	5.5	29.4%	77.4	68.4	1.1	11.7%	N/A	N/A	N/A	N/A	N/A	N/A	N/A	N/A	N/A	N/A	N/A	N/A
			LOBBY	W2/F01	18.4	12.9	5.5	29.9%									N/A	N/A	N/A	N/A	N/A	N/A						
	R2	OTHER BUILDING TYP	STUDIO	W3/F01	16.9	11.3	5.6	33.1%	16.9	11.3	5.6	33.1%	49.7	39.1	1.3	21.4%	N/A	N/A	N/A	N/A	N/A	N/A	N/A	N/A	N/A	N/A	N/A	N/A
	R3	OTHER BUILDING TYP	STUDIO	W4/F01	16.5	11.1	5.4	32.7%	16.5	11.1	5.4	32.7%	56.9	39.9	1.7	29.9%	N/A	N/A	N/A	N/A	N/A	N/A	N/A	N/A	N/A	N/A	N/A	N/A
	R4	OTHER BUILDING TYP	STUDIO	W5/F01	15.2	9.9	5.3	34.9%	15.2	9.9	5.3	34.9%	57	36	2.1	36.9%	N/A	N/A	N/A	N/A	N/A	N/A	N/A	N/A	N/A	N/A	N/A	N/A
	R5	OTHER BUILDING TYP	STUDIO	W6/F01	13.5	8.6	4.9	36.3%	13.5	8.6	4.9	36.3%	57.4	31.2	2.7	45.7%	N/A	N/A	N/A	N/A	N/A	N/A	N/A	N/A	N/A	N/A	N/A	N/A
	R6	OTHER BUILDING TYP	STUDIO	W7/F01	5.8	2.2	3.6	62.1%	5.8	2.2	3.6	62.1%	46.2	13.6	3.3	70.6%	N/A	N/A	N/A	N/A	N/A	N/A	N/A	N/A	N/A	N/A	N/A	N/A
	R8	OTHER BUILDING TYP	STUDIO	W9/F01	14	13.3	0.7	5.0%	14	13.3	0.7	5.0%	91.6	90.5	0.1	1.2%	12	0	12	0	0.0%	0.0%	12	0	12	0	0.0%	0.0%
	R9	OTHER BUILDING TYP	STUDIO	W10/F01	15.9	15.3	0.6	3.8%	15.9	15.3	0.6	3.8%	90.8	89.9	0.1	1.0%	21	1	21	1	0.0%	0.0%	21	1	21	1	0.0%	0.0%
	R10	OTHER BUILDING TYP	STUDIO	W11/F01	16.8	16.4	0.4	2.4%	16.8	16.4	0.4	2.4%	90.6	90.4	0.0	0.2%	27	1	27	1	0.0%	0.0%	27	1	27	1	0.0%	0.0%
F02	R1	OTHER BUILDING TYP	LOBBY	W1/F02	22.2	15	7.2	32.4%	22	14.7	7.3	33.2%	86.4	71.8	1.7	16.8%	N/A	N/A	N/A	N/A	N/A	N/A	N/A	N/A	N/A	N/A	N/A	N/A
			LOBBY	W2/F02	21.7	14.5	7.2	33.2%									N/A	N/A	N/A	N/A	N/A	N/A						
IRIS BROOK HOUSE TALBOT YARD (CONTINUED)																												
	R2	OTHER BUILDING TYP	STUDIO	W3/F02	19.8	12.6	7.2	36.4%	19.8	12.6	7.2	36.4%	63.7	42.4	2.6	33.4%	N/A	N/A	N/A	N/A	N/A	N/A	N/A	N/A	N/A	N/A	N/A	N/A
	R3	OTHER BUILDING TYP	STUDIO	W4/F02	19.8	12.8	7	35.4%	19.8	12.8	7	35.4%	71.7	44.1	2.7	38.4%	N/A	N/A	N/A	N/A	N/A	N/A	N/A	N/A	N/A	N/A	N/A	N/A
	R4	OTHER BUILDING TYP	STUDIO	W5/F02	18.4	11.4	7	38.0%	18.4	11.4	7	38.0%	72.7	41.1	3.2	43.5%	N/A	N/A	N/A	N/A	N/A	N/A	N/A	N/A	N/A	N/A	N/A	N/A
	R5	OTHER BUILDING TYP	STUDIO	W6/F02	16.3	9.7	6.6	40.5%	16.3	9.7	6.6	40.5%	73.1	36.3	3.7	50.3%	N/A	N/A	N/A	N/A	N/A	N/A	N/A	N/A	N/A	N/A	N/A	N/A
	R6	OTHER BUILDING TYP	STUDIO	W7/F02	7.4	2.8	4.6	62.2%	7.4	2.8	4.6	62.2%	60.7	13.9	4.8	77.0%	N/A	N/A	N/A	N/A	N/A	N/A	N/A	N/A	N/A	N/A	N/A	N/A
	R8	OTHER BUILDING TYP	STUDIO	W9/F02	16	15	1	6.2%	16	15	1	6.2%	92.8	91.6	0.1	1.3%	16	0	16	0	0.0%	0.0%	16	0	16	0	0.0%	0.0%
	R9	OTHER BUILDING TYP	STUDIO	W10/F02	18.4	17.5	0.9	4.9%	18.4	17.5	0.9	4.9%	92.2	91.2	0.1	1.1%	26	1	26	1	0.0%	0.0%	26	1	26	1	0.0%	0.0%
	R10	OTHER BUILDING TYP	STUDIO	W11/F02	19.5	18.8	0.7	3.6%	19.5	18.8	0.7	3.6%	95	94.8	0.0	0.2%	32	3	32	3	0.0%	0.0%	32	3	32	3	0.0%	0.0%
F03	R1	OTHER BUILDING TYP	LOBBY	W1/F03	25.4	16.7	8.7	34.3%	25.2	16.4	8.8	34.9%	95.8	73.1	2.7	23.6%	N/A	N/A	N/A	N/A	N/A	N/A	N/A	N/A	N/A	N/A	N/A	N/A
			LOBBY	W2/F03	24.9	16.2	8.7	34.9%									N/A	N/A	N/A	N/A	N/A	N/A						
	R2	OTHER BUILDING TYP	STUDIO	W3/F03	22.6	13.9	8.7	38.5%	22.6	13.9	8.7	38.5%	81.6	43.3	4.8	46.9%	N/A	N/A	N/A	N/A	N/A	N/A	N/A	N/A	N/A	N/A	N/A	N/A
	R3	OTHER BUILDING TYP	STUDIO	W4/F03	23.7	14.9	8.8	37.1%	23.7	14.9	8.8	37.1%	96.6	46.8	4.9	51.5%	N/A	N/A	N/A	N/A	N/A	N/A	N/A	N/A	N/A	N/A	N/A	N/A

(1) KITCHEN SMALLER THAN 13m2

(2) INC\HZ = SKY COMPONENT (INCLINED\HORIZONTAL WINDOWS)

(3) SINGLE ASPECT ROOM DEEPER THAN 5m

					VSC (WINDOW)				VSC (ROOM)				NSL				APSH (WINDOW)						APSH (ROOM)					
FLOOR	ROOM	PROPERTY TYPE	ROOM USE	WINDOW	EX. %	PR. %	LOSS	LOSS %	EX. %	PR. %	LOSS	LOSS %	EX. %	PR. %	LOSS SQM	LOSS %	EX.		PR.		LOSS %		EX.		PR.		LOSS %	
																	ANNUAL	WINTER	ANNUAL	WINTER	ANNUAL	WINTER	ANNUAL	WINTER	ANNUAL	WINTER	ANNUAL	WINTER
	R4	OTHER BUILDING TYP	STUDIO	W5/F03	22.2	13.5	8.7	39.2%	22.2	13.5	8.7	39.2%	96.3	46	5.1	52.2%	N/A	N/A	N/A	N/A	N/A	N/A	N/A	N/A	N/A	N/A	N/A	N/A
	R5	OTHER BUILDING TYP	STUDIO	W6/F03	19.9	11.5	8.4	42.2%	19.9	11.5	8.4	42.2%	95.6	42.2	5.4	55.9%	N/A	N/A	N/A	N/A	N/A	N/A	N/A	N/A	N/A	N/A	N/A	N/A
	R6	OTHER BUILDING TYP	STUDIO	W7/F03	9.6	4	5.6	58.3%	9.6	4	5.6	58.3%	73.8	15.7	6.0	78.7%	N/A	N/A	N/A	N/A	N/A	N/A	N/A	N/A	N/A	N/A	N/A	N/A
	R8	OTHER BUILDING TYP	STUDIO	W9/F03	18.6	17.2	1.4	7.5%	18.6	17.2	1.4	7.5%	93.4	92.2	0.1	1.3%	26	1	26	1	0.0%	0.0%	26	1	26	1	0.0%	0.0%
	R9	OTHER BUILDING TYP	STUDIO	W10/F03	21.2	20	1.2	5.7%	21.2	20	1.2	5.7%	92.6	91.6	0.1	1.1%	31	2	31	2	0.0%	0.0%	31	2	31	2	0.0%	0.0%
	R10	OTHER BUILDING TYP	STUDIO	W11/F03	22.6	21.4	1.2	5.3%	22.6	21.4	1.2	5.3%	97.9	97.6	0.0	0.2%	36	5	36	5	0.0%	0.0%	36	5	36	5	0.0%	0.0%
F04	R1	OTHER BUILDING TYP	LOBBY	W1/F04	27.5	17.9	9.6	34.9%	27.3	17.7	9.6	35.2%	97	73.5	2.8	24.2%	N/A	N/A	N/A	N/A	N/A	N/A	N/A	N/A	N/A	N/A	N/A	N/A
			LOBBY	W2/F04	27.1	17.5	9.6	35.4%									N/A	N/A	N/A	N/A	N/A	N/A						
	R2	OTHER BUILDING TYP	STUDIO	W3/F04	24.3	14.7	9.6	39.5%	24.3	14.7	9.6	39.5%	87.6	43.5	5.5	50.3%	N/A	N/A	N/A	N/A	N/A	N/A	N/A	N/A	N/A	N/A	N/A	N/A
	R3	OTHER BUILDING TYP	STUDIO	W4/F04	26.6	16.8	9.8	36.8%	26.6	16.8	9.8	36.8%	97.9	47.2	5.0	51.8%	N/A	N/A	N/A	N/A	N/A	N/A	N/A	N/A	N/A	N/A	N/A	N/A
	R4	OTHER BUILDING TYP	STUDIO	W5/F04	25.6	15.8	9.8	38.3%	25.6	15.8	9.8	38.3%	97.8	47.4	5.1	51.5%	N/A	N/A	N/A	N/A	N/A	N/A	N/A	N/A	N/A	N/A	N/A	N/A
	R5	OTHER BUILDING TYP	STUDIO	W6/F04	23.6	14	9.6	40.7%	23.6	14	9.6	40.7%	97.2	46.3	5.2	52.4%	N/A	N/A	N/A	N/A	N/A	N/A	N/A	N/A	N/A	N/A	N/A	N/A
	R6	OTHER BUILDING TYP	STUDIO	W7/F04	13.2	6.6	6.6	50.0%	13.2	6.6	6.6	50.0%	89.4	26.7	6.4	70.1%	N/A	N/A	N/A	N/A	N/A	N/A	N/A	N/A	N/A	N/A	N/A	N/A
	R8	OTHER BUILDING TYP	STUDIO	W9/F04	21.9	20.4	1.5	6.8%	21.9	20.4	1.5	6.8%	93.6	92.5	0.1	1.2%	31	3	31	3	0.0%	0.0%	31	3	31	3	0.0%	0.0%
	R9	OTHER BUILDING TYP	STUDIO	W10/F04	24.3	22.7	1.6	6.6%	24.3	22.7	1.6	6.6%	92.8	91.7	0.1	1.1%	38	8	38	8	0.0%	0.0%	38	8	38	8	0.0%	0.0%
	R10	OTHER BUILDING TYP	STUDIO	W11/F04	25.3	23.7	1.6	6.3%	25.3	23.7	1.6	6.3%	98.8	98.6	0.0	0.2%	42	12	42	12	0.0%	0.0%	42	12	42	12	0.0%	0.0%
F05	R1	OTHER BUILDING TYP	LOBBY	W1/F05	30.1	19.7	10.4	34.6%	30	19.6	10.4	34.7%	93.4	74.4	2.2	20.3%	N/A	N/A	N/A	N/A	N/A	N/A	N/A	N/A	N/A	N/A	N/A	N/A
			LOBBY	W2/F05	29.9	19.5	10.4	34.8%									N/A	N/A	N/A	N/A	N/A	N/A						
	R2	OTHER BUILDING TYP	STUDIO	W3/F05	27.6	17.3	10.3	37.3%	27.6	17.3	10.3	37.3%	80.7	44.9	4.5	44.4%	N/A	N/A	N/A	N/A	N/A	N/A	N/A	N/A	N/A	N/A	N/A	N/A
IRIS BROOK HOUSE TALBOT YARD (CONTINUED)																												
	R3	OTHER BUILDING TYP	STUDIO	W4/F05	30	19.5	10.5	35.0%	30	19.5	10.5	35.0%	93.4	53.6	3.9	42.6%	N/A	N/A	N/A	N/A	N/A	N/A	N/A	N/A	N/A	N/A	N/A	N/A
	R4	OTHER BUILDING TYP	STUDIO	W5/F05	29.8	19.3	10.5	35.2%	29.8	19.3	10.5	35.2%	93.1	54.3	3.9	41.6%	N/A	N/A	N/A	N/A	N/A	N/A	N/A	N/A	N/A	N/A	N/A	N/A
	R5	OTHER BUILDING TYP	STUDIO	W6/F05	29	18.7	10.3	35.5%	29	18.7	10.3	35.5%	90.8	53.9	3.7	40.6%	N/A	N/A	N/A	N/A	N/A	N/A	N/A	N/A	N/A	N/A	N/A	N/A
	R6	OTHER BUILDING TYP	STUDIO	W7/F05	23.2	14.4	8.8	37.9%	23.2	14.4	8.8	37.9%	97.1	47.9	5.0	50.6%	N/A	N/A	N/A	N/A	N/A	N/A	N/A	N/A	N/A	N/A	N/A	N/A
	R8	OTHER BUILDING TYP	STUDIO	W9/F05	27.3	25.7	1.6	5.9%	27.3	25.7	1.6	5.9%	97.7	96.6	0.1	1.1%	48	16	48	16	0.0%	0.0%	48	16	48	16	0.0%	0.0%
	R9	OTHER BUILDING TYP	STUDIO	W10/F05	28.1	26.4	1.7	6.0%	28.1	26.4	1.7	6.0%	97.6	96.8	0.1	0.8%	53	19	53	19	0.0%	0.0%	53	19	53	19	0.0%	0.0%
	R10	OTHER BUILDING TYP	STUDIO	W11/F05	28.4	26.6	1.8	6.3%	28.4	26.6	1.8	6.3%	94.1	93.6	0.1	0.5%	53	19	53	19	0.0%	0.0%	53	19	53	19	0.0%	0.0%
SHEPHERDS HOUSE – TALBOT YARD																												
B01	R1	OTHER BUILDING TYP	UNKNOWN	W1/B01	6.8	6.8	0	0.0%	8.3	7.6	0.7	8.4%	99.4	99.4	0.0	0.0%	7	0	7	0	0.0%	0.0%	7	0	7	0	0.0%	0.0%
			UNKNOWN	W2/B01	9.9	8.5	1.4	14.1%									5	0	5	0	0.0%	0.0%						
	R2	OTHER BUILDING TYP	UNKNOWN	W3/B01	10	8.1	1.9	19.0%	9.6	7.6	2	20.8%	57.2	55.7	0.3	2.5%	N/A	N/A	N/A	N/A	N/A	N/A	N/A	N/A	N/A	N/A	N/A	N/A
			UNKNOWN	W4/B01	9.1	7.2	1.9	20.9%									N/A	N/A	N/A	N/A	N/A	N/A						
	R3	OTHER BUILDING TYP	UNKNOWN	W5/B01	7.6	5.8	1.8	23.7%	7.6	5.8	1.8	23.7%	59.8	49.1	1.7	17.9%	N/A	N/A	N/A	N/A	N/A	N/A	N/A	N/A	N/A	N/A	N/A	N/A
	R4	OTHER BUILDING TYP	UNKNOWN	W6/B01	4.1	4.1	0	0.0%	5	5	0	0.0%	69.4	64.2	0.8	7.6%	N/A	N/A	N/A	N/A	N/A	N/A	N/A	N/A	N/A	N/A	N/A	N/A
			UNKNOWN	W7/B01	6	6	0	0.0%									N/A	N/A	N/A	N/A	N/A	N/A						
F00	R1	OTHER BUILDING TYP	UNKNOWN	W1/F00	7.6	7.6	0	0.0%	12.7	10.5	2.2	17.3%	100	100	0.0	0.0%	4	0	4	0	0.0%	0.0%	4	0	4	0	0.0%	0.0%
			UNKNOWN	W2/F00	15.4	11.9	3.5	22.7%									0	0	0	0	0.0%	0.0%						
			UNKNOWN	W3/F00	13.7	11.2	2.5	18.2%									1	0	N/A	N/A	N/A	N/A						
	R2	OTHER BUILDING TYP	UNKNOWN	W4/F00	16.5	13.9	2.6	15.8%	15.8	13.2	2.6	16.5%	96.5	96.5	0.0	0.0%	N/A	N/A	N/A	N/A	N/A	N/A	N/A	N/A	N/A	N/A	N/A	N/A
			UNKNOWN	W5/F00	15.1	12.5	2.6	17.2%									N/A	N/A	N/A	N/A	N/A	N/A						
	R3	OTHER BUILDING TYP	UNKNOWN	W6/F00	12.9	10.4	2.5	19.4%	12.9	10.4	2.5	19.4%	84.7	81.2	0.5	4.1%	N/A	N/A	N/A	N/A	N/A	N/A	N/A	N/A	N/A	N/A	N/A	N/A
	R4	OTHER BUILDING TYP	UNKNOWN	W7/F00	11.5	6.8	4.7	40.9%	6.6	2.8	3.8	57.6%	67.1	62.8	0.6	6.4%	N/A	N/A	N/A	N/A	N/A	N/A	N/A	N/A	N/A	N/A	N/A	N/A
			UNKNOWN	W8/F00	10.7	6.2	4.5	42.1%									N/A	N/A	N/A	N/A	N/A	N/A						
			UNKNOWN	W9/F00	8.8	6	2.8	31.8%									N/A	N/A	N/A	N/A	N/A	N/A						

(1) KITCHEN SMALLER THAN 13m2

(2) INC\HZ = SKY COMPONENT (INCLINED\HORIZONTAL WINDOWS)

(3) SINGLE ASPECT ROOM DEEPER THAN 5m

					VSC (WINDOW)				VSC (ROOM)				NSL				APSH (WINDOW)						APSH (ROOM)					
FLOOR	ROOM	PROPERTY TYPE	ROOM USE	WINDOW	EX. %	PR. %	LOSS	LOSS %	EX. %	PR. %	LOSS	LOSS %	EX. %	PR. %	LOSS SQM	LOSS %	EX.		PR.		LOSS %		EX.		PR.		LOSS %	
																	ANNUAL	WINTER	ANNUAL	WINTER	ANNUAL	WINTER	ANNUAL	WINTER	ANNUAL	WINTER	ANNUAL	WINTER
			UNKNOWN	W13/F00	6.2	2.4	3.8	61.3%									N/A	N/A	N/A	N/A	N/A	N/A						
	R5	OTHER BUILDING TYP	UNKNOWN	W10/F00	14.2	10.1	4.1	28.9%	14.4	10.2	4.2	29.2%	84	73.9	0.8	12.0%	N/A	N/A	N/A	N/A	N/A	N/A	N/A	N/A	N/A	N/A	N/A	N/A
			UNKNOWN	W11/F00	14.5	10.4	4.1	28.3%									N/A	N/A	N/A	N/A	N/A	N/A						
	R6	OTHER BUILDING TYP	UNKNOWN	W12/F00	10.1	8.4	1.7	16.8%	10.1	8.4	1.7	16.8%	87.6	80.6	0.6	8.0%	N/A	N/A	N/A	N/A	N/A	N/A	N/A	N/A	N/A	N/A	N/A	N/A
	R7	OTHER BUILDING TYP	UNKNOWN	W14/F00	3.8	3.8	0	0.0%	12.4	11.1	1.3	10.5%	97.3	97.3	0.0	0.0%	0	0	0	0	0.0%	0.0%	1	0	1	0	0.0%	0.0%
			UNKNOWN	W15/F00	17.2	14.6	2.6	15.1%									N/A	N/A	N/A	N/A	N/A	N/A						
SHEPHERDS HOUSE - TALBOT YARD (CONTINUED)																												
			UNKNOWN	W16/F00	16.2	15	1.2	7.4%									1	0	1	0	0.0%	0.0%						
	R9	OTHER BUILDING TYP	UNKNOWN	W20/F00	14.2	10.1	4.1	28.9%	15	10.6	4.4	29.3%	38.4	23.9	2.8	37.8%	N/A	N/A	N/A	N/A	N/A	N/A	N/A	N/A	N/A	N/A	N/A	N/A
			UNKNOWN	W21/F00	15.1	10.6	4.5	29.8%									N/A	N/A	N/A	N/A	N/A	N/A						
			UNKNOWN	W23/F00	15.6	11	4.6	29.5%									N/A	N/A	N/A	N/A	N/A	N/A						
	R10	OTHER BUILDING TYP	UNKNOWN	W24/F00	14.4	8.5	5.9	41.0%	11.2	6.9	4.3	38.4%	86.4	78.2	3.1	9.5%	N/A	N/A	N/A	N/A	N/A	N/A	N/A	N/A	N/A	N/A	N/A	N/A
			UNKNOWN	W25/F00	3	3	0	0.0%									N/A	N/A	N/A	N/A	N/A	N/A						
F01	R1	OTHER BUILDING TYP	UNKNOWN	W1/F01	8.9	8.9	0	0.0%	16.1	12.8	3.3	20.5%	100	100	0.0	0.0%	8	1	8	1	0.0%	0.0%	10	1	10	1	0.0%	0.0%
			UNKNOWN	W2/F01	20.4	15.1	5.3	26.0%									1	0	1	0	0.0%	0.0%						
			UNKNOWN	W3/F01	17.2	13.7	3.5	20.3%									2	0	2	0	0.0%	0.0%						
	R2	OTHER BUILDING TYP	UNKNOWN	W4/F01	21.5	18	3.5	16.3%	20.5	17	3.5	17.1%	98.1	98.1	0.0	0.0%	N/A	N/A	N/A	N/A	N/A	N/A	N/A	N/A	N/A	N/A	N/A	N/A
			UNKNOWN	W5/F01	19.5	16	3.5	17.9%									N/A	N/A	N/A	N/A	N/A	N/A						
	R3	OTHER BUILDING TYP	UNKNOWN	W6/F01	16.5	13.2	3.3	20.0%	14	10.8	3.2	22.9%	91.4	90.5	0.2	1.0%	N/A	N/A	N/A	N/A	N/A	N/A	N/A	N/A	N/A	N/A	N/A	N/A
			UNKNOWN	W7/F01	11.5	8.4	3.1	27.0%									N/A	N/A	N/A	N/A	N/A	N/A						
	R4	OTHER BUILDING TYP	UNKNOWN	W8/F01	14.1	8.2	5.9	41.8%	14.7	8.8	5.9	40.1%	98.9	97.8	0.1	1.1%	N/A	N/A	N/A	N/A	N/A	N/A	N/A	N/A	N/A	N/A	N/A	N/A
			UNKNOWN	W9/F01	15.4	9.7	5.7	37.0%									N/A	N/A	N/A	N/A	N/A	N/A						
	R5	OTHER BUILDING TYP	UNKNOWN	W10/F01	15.9	10.4	5.5	34.6%	13.5	10	3.5	25.9%	99.1	98.9	0.0	0.2%	N/A	N/A	N/A	N/A	N/A	N/A	N/A	N/A	N/A	N/A	N/A	N/A
			UNKNOWN	W11/F01	14.4	10.3	4.1	28.5%									N/A	N/A	N/A	N/A	N/A	N/A						
			UNKNOWN	W12/F01	10.3	9.3	1	9.7%									N/A	N/A	N/A	N/A	N/A	N/A						
	R6	OTHER BUILDING TYP	UNKNOWN	W13/F01	5.7	5.7	0	0.0%	15.1	12.9	2.2	14.6%	97.3	97	0.1	0.3%	0	0	0	0	0.0%	0.0%	3	0	3	0	0.0%	0.0%
			UNKNOWN	W14/F01	20.3	16.4	3.9	19.2%									2	0	2	0	0.0%	0.0%						
			UNKNOWN	W15/F01	19.2	16.6	2.6	13.5%									3	0	3	0	0.0%	0.0%						
	R7	OTHER BUILDING TYP	UNKNOWN	W16/F01	15	14.8	0.2	1.3%	14.3	13.6	0.7	4.9%	82.7	81	0.4	2.0%	N/A	N/A	N/A	N/A	N/A	N/A	N/A	N/A	N/A	N/A	N/A	N/A
			UNKNOWN	W17/F01	13.6	12.4	1.2	8.8%									N/A	N/A	N/A	N/A	N/A	N/A						
	R8	OTHER BUILDING TYP	UNKNOWN	W18/F01	17	11.5	5.5	32.4%	18.1	12.2	5.9	32.6%	58.1	35	4.5	39.8%	N/A	N/A	N/A	N/A	N/A	N/A	N/A	N/A	N/A	N/A	N/A	N/A
			UNKNOWN	W19/F01	18.2	12.3	5.9	32.4%									N/A	N/A	N/A	N/A	N/A	N/A						
			UNKNOWN	W20/F01	19	12.9	6.1	32.1%									N/A	N/A	N/A	N/A	N/A	N/A						
F02	R1	OTHER BUILDING TYP	UNKNOWN	W1/F02	10.9	10.9	0	0.0%	19.4	15.1	4.3	22.2%	100	100	0.0	0.0%	10	1	10	1	0.0%	0.0%	13	1	13	1	0.0%	0.0%
			UNKNOWN	W2/F02	24.7	17.4	7.3	29.6%									1	0	1	0	0.0%	0.0%						
			UNKNOWN	W3/F02	20.5	16.1	4.4	21.5%									3	0	3	0	0.0%	0.0%						
	R2	OTHER BUILDING TYP	UNKNOWN	W4/F02	27.5	23.1	4.4	16.0%	26.3	22	4.3	16.3%	98.2	98.2	0.0	0.0%	N/A	N/A	N/A	N/A	N/A	N/A	N/A	N/A	N/A	N/A	N/A	N/A
			UNKNOWN	W5/F02	25.2	21	4.2	16.7%									N/A	N/A	N/A	N/A	N/A	N/A						
SHEPHERDS HOUSE - TALBOT YARD (CONTINUED)																												
	R3	OTHER BUILDING TYP	UNKNOWN	W6/F02	21.5	17.6	3.9	18.1%	18.4	14.6	3.8	20.7%	98.1	98	0.0	0.1%	N/A	N/A	N/A	N/A	N/A	N/A	N/A	N/A	N/A	N/A	N/A	N/A
			UNKNOWN	W7/F02	15.3	11.6	3.7	24.2%									N/A	N/A	N/A	N/A	N/A	N/A						
	R4	OTHER BUILDING TYP	UNKNOWN	W8/F02	16.3	9.6	6.7	41.1%	17.8	11.2	6.6	37.1%	99.1	98.6	0.1	0.6%	N/A	N/A	N/A	N/A	N/A	N/A	N/A	N/A	N/A	N/A	N/A	N/A
			UNKNOWN	W9/F02	19.4	12.7	6.7	34.5%									N/A	N/A	N/A	N/A	N/A	N/A						
	R5	OTHER BUILDING TYP	UNKNOWN	W10/F02	19.4	12.9	6.5	33.5%	15.9	11.9	4	25.2%	99.5	99.2	0.0	0.3%	N/A	N/A	N/A	N/A	N/A	N/A	N/A	N/A	N/A	N/A	N/A	N/A
			UNKNOWN	W11/F02	16.9	12.3	4.6	27.2%									N/A	N/A	N/A	N/A	N/A	N/A						

(1) KITCHEN SMALLER THAN 13m2

(2) INC\HZ = SKY COMPONENT (INCLINED\HORIZONTAL WINDOWS)

(3) SINGLE ASPECT ROOM DEEPER THAN 5m

					VSC (WINDOW)				VSC (ROOM)				NSL				APSH (WINDOW)						APSH (ROOM)					
FLOOR	ROOM	PROPERTY TYPE	ROOM USE	WINDOW	EX. %	PR. %	LOSS	LOSS %	EX. %	PR. %	LOSS	LOSS %	EX. %	PR. %	LOSS SQM	LOSS %	EX.		PR.		LOSS %		EX.		PR.		LOSS %	
																	ANNUAL	WINTER	ANNUAL	WINTER	ANNUAL	WINTER	ANNUAL	WINTER	ANNUAL	WINTER	ANNUAL	WINTER
			UNKNOWN	W12/F02	11.5	10.4	1.1	9.6%									N/A	N/A	N/A	N/A	N/A	N/A						
	R6	OTHER BUILDING TYP	UNKNOWN	W13/F02	8.4	8.4	0	0.0%	16.8	13.5	3.3	19.6%	99.2	98.9	0.0	0.3%	3	0	3	0	0.0%	0.0%	6	0	6	0	0.0%	0.0%
			UNKNOWN	W14/F02	23.9	17.7	6.2	25.9%									4	0	4	0	0.0%	0.0%						
			UNKNOWN	W15/F02	23.6	17.9	5.7	24.2%									4	0	4	0	0.0%	0.0%						
	R7	OTHER BUILDING TYP	UNKNOWN	W16/F02	23.3	17.9	5.4	23.2%	23.1	18	5.1	22.1%	99.3	94.8	0.6	4.5%	N/A	N/A	N/A	N/A	N/A	N/A	N/A	N/A	N/A	N/A	N/A	N/A
			UNKNOWN	W17/F02	22.9	18	4.9	21.4%									N/A	N/A	N/A	N/A	N/A	N/A						
	R8	OTHER BUILDING TYP	UNKNOWN	W18/F02	16.4	14.9	1.5	9.1%	16.9	15.4	1.5	8.9%	86.6	84.6	0.2	2.3%	N/A	N/A	N/A	N/A	N/A	N/A	N/A	N/A	N/A	N/A	N/A	N/A
			UNKNOWN	W19/F02	17.4	15.8	1.6	9.2%									N/A	N/A	N/A	N/A	N/A	N/A						
	R9	OTHER BUILDING TYP	UNKNOWN	W20/F02	16.7	14.6	2.1	12.6%	15.7	13.4	2.3	14.6%	73.5	65.3	0.9	11.2%	N/A	N/A	N/A	N/A	N/A	N/A	N/A	N/A	N/A	N/A	N/A	N/A
			UNKNOWN	W21/F02	14.8	12.3	2.5	16.9%									N/A	N/A	N/A	N/A	N/A	N/A						
	R10	OTHER BUILDING TYP	UNKNOWN	W22/F02	6.9	3	3.9	56.5%	6.9	3	3.9	56.5%	71.9	37.3	2.3	48.2%	N/A	N/A	N/A	N/A	N/A	N/A	N/A	N/A	N/A	N/A	N/A	N/A
	R11	OTHER BUILDING TYP	UNKNOWN	W23/F02	22.1	14.7	7.4	33.5%	22.1	14.7	7.4	33.5%	92.9	60.4	5.1	35.0%	N/A	N/A	N/A	N/A	N/A	N/A	N/A	N/A	N/A	N/A	N/A	N/A
	R12	OTHER BUILDING TYP	UNKNOWN	W24/F02	23.3	15.7	7.6	32.6%	23.2	15.6	7.6	32.8%	97	82.5	3.2	14.9%	N/A	N/A	N/A	N/A	N/A	N/A	N/A	N/A	N/A	N/A	N/A	N/A
			UNKNOWN	W25/F02	23.1	15.5	7.6	32.9%									N/A	N/A	N/A	N/A	N/A	N/A						
	R13	OTHER BUILDING TYP	UNKNOWN	W26/F02	19.6	11.9	7.7	39.3%	19.6	11.9	7.7	39.3%	88.6	57.1	4.4	35.5%	N/A	N/A	N/A	N/A	N/A	N/A	N/A	N/A	N/A	N/A	N/A	N/A
	R14	OTHER BUILDING TYP	UNKNOWN	W27/F02	13.3	8.1	5.2	39.1%	13.3	8.1	5.2	39.1%	75.4	37.2	4.8	50.7%	N/A	N/A	N/A	N/A	N/A	N/A	N/A	N/A	N/A	N/A	N/A	N/A
F03	R1	OTHER BUILDING TYP	UNKNOWN	W1/F03	24.7	16.9	7.8	31.6%	28.8	23	5.8	20.1%	99.3	99.1	0.0	0.2%	N/A	N/A	N/A	N/A	N/A	N/A	N/A	N/A	N/A	N/A	N/A	N/A
			UNKNOWN	W2/F03	31.8	27	4.8	15.1%									N/A	N/A	N/A	N/A	N/A	N/A						
			UNKNOWN	W3/F03	30.1	25.5	4.6	15.3%									N/A	N/A	N/A	N/A	N/A	N/A						
	R2	OTHER BUILDING TYP	UNKNOWN	W4/F03	27	22.6	4.4	16.3%	23.9	19.7	4.2	17.6%	97.8	97.2	0.1	0.6%	N/A	N/A	N/A	N/A	N/A	N/A	N/A	N/A	N/A	N/A	N/A	N/A
			UNKNOWN	W5/F03	20.8	16.7	4.1	19.7%									N/A	N/A	N/A	N/A	N/A	N/A						
	R3	OTHER BUILDING TYP	UNKNOWN	W6/F03	18.5	11.2	7.3	39.5%	22.2	14.8	7.4	33.3%	98.5	98.5	0.0	0.0%	N/A	N/A	N/A	N/A	N/A	N/A	N/A	N/A	N/A	N/A	N/A	N/A
			UNKNOWN	W7/F03	22.8	15.5	7.3	32.0%									N/A	N/A	N/A	N/A	N/A	N/A						
			UNKNOWN	W8/F03	23.6	16.2	7.4	31.4%									N/A	N/A	N/A	N/A	N/A	N/A						
			UNKNOWN	W9/F03	23.7	16.3	7.4	31.2%									N/A	N/A	N/A	N/A	N/A	N/A						
SHEPHERDS HOUSE - TALBOT YARD (CONTINUED)																												
	R4	OTHER BUILDING TYP	UNKNOWN	W10/F03	22.9	15.8	7.1	31.0%	18.7	14.2	4.5	24.1%	99.1	99.1	0.0	0.0%	N/A	N/A	N/A	N/A	N/A	N/A	N/A	N/A	N/A	N/A	N/A	N/A
			UNKNOWN	W11/F03	21.4	15.1	6.3	29.4%									N/A	N/A	N/A	N/A	N/A	N/A						
			UNKNOWN	W12/F03	18.5	14.4	4.1	22.2%									N/A	N/A	N/A	N/A	N/A	N/A						
			UNKNOWN	W13/F03	12	11.6	0.4	3.3%									N/A	N/A	N/A	N/A	N/A	N/A						
	R5	OTHER BUILDING TYP	UNKNOWN	W14/F03	12	12	0	0.0%	20.8	15.9	4.9	23.6%	99.2	98.7	0.1	0.6%	10	0	10	0	0.0%	0.0%	13	0	13	0	0.0%	0.0%
			UNKNOWN	W15/F03	26.5	18.5	8	30.2%									4	0	4	0	0.0%	0.0%						
			UNKNOWN	W16/F03	26.5	18.5	8	30.2%									4	0	4	0	0.0%	0.0%						
	R6	OTHER BUILDING TYP	UNKNOWN	W17/F03	26.6	18.5	8.1	30.5%	26.6	18.5	8.1	30.5%	99.3	94.9	0.6	4.4%	N/A	N/A	N/A	N/A	N/A	N/A	N/A	N/A	N/A	N/A	N/A	N/A
			UNKNOWN	W18/F03	26.6	18.5	8.1	30.5%									N/A	N/A	N/A	N/A	N/A	N/A						
	R7	OTHER BUILDING TYP	UNKNOWN	W19/F03	19.8	15.9	3.9	19.7%	20.5	16.6	3.9	19.0%	97.6	89.9	0.8	7.9%	N/A	N/A	N/A	N/A	N/A	N/A	N/A	N/A	N/A	N/A	N/A	N/A
			UNKNOWN	W20/F03	21.1	17.2	3.9	18.5%									N/A	N/A	N/A	N/A	N/A	N/A						
	R8	OTHER BUILDING TYP	UNKNOWN	W21/F03	20.4	16.2	4.2	20.6%	19.5	15	4.5	23.1%	85.1	79.4	0.6	6.6%	N/A	N/A	N/A	N/A	N/A	N/A	N/A	N/A	N/A	N/A	N/A	N/A
			UNKNOWN	W22/F03	18.6	13.9	4.7	25.3%									N/A	N/A	N/A	N/A	N/A	N/A						
	R9	OTHER BUILDING TYP	UNKNOWN	W23/F03	8.9	3.7	5.2	58.4%	8.9	3.7	5.2	58.4%	82.4	53.1	2.0	35.6%	N/A	N/A	N/A	N/A	N/A	N/A	N/A	N/A	N/A	N/A	N/A	N/A
	R10	OTHER BUILDING TYP	UNKNOWN	W24/F03	25.9	17.3	8.6	33.2%	25.9	17.3	8.6	33.2%	94	66.3	4.3	29.5%	N/A	N/A	N/A	N/A	N/A	N/A	N/A	N/A	N/A	N/A	N/A	N/A
	R11	OTHER BUILDING TYP	UNKNOWN	W25/F03	26.8	18.1	8.7	32.5%	26.4	17.8	8.6	32.6%	97.1	89.1	1.8	8.3%	N/A	N/A	N/A	N/A	N/A	N/A	N/A	N/A	N/A	N/A	N/A	N/A
			UNKNOWN	W26/F03	26.1	17.5	8.6	33.0%									N/A	N/A	N/A	N/A	N/A	N/A						
	R12	OTHER BUILDING TYP	UNKNOWN	W27/F03	22.2	13.6	8.6	38.7%	22.2	13.6	8.6	38.7%	91.5	61.1	4.2	33.1%	N/A	N/A	N/A	N/A	N/A	N/A	N/A	N/A	N/A	N/A	N/A	N/A
	R13	OTHER BUILDING TYP	UNKNOWN	W28/F03	14.6	9	5.6	38.4%	14.6	9	5.6	38.4%	76.4	39.8	4.6	47.9%	N/A	N/A	N/A	N/A	N/A	N/A	N/A	N/A	N/A	N/A	N/A	N/A

(1) KITCHEN SMALLER THAN 13m2

(2) INC\HZ = SKY COMPONENT (INCLINED\HORIZONTAL WINDOWS)

(3) SINGLE ASPECT ROOM DEEPER THAN 5m

					VSC (WINDOW)				VSC (ROOM)				NSL				APSH (WINDOW)						APSH (ROOM)					
FLOOR	ROOM	PROPERTY TYPE	ROOM USE	WINDOW	EX. %	PR. %	LOSS	LOSS %	EX. %	PR. %	LOSS	LOSS %	EX. %	PR. %	LOSS SQM	LOSS %	EX.		PR.		LOSS %		EX.		PR.		LOSS %	
																	ANNUAL	WINTER	ANNUAL	WINTER	ANNUAL	WINTER	ANNUAL	WINTER	ANNUAL	WINTER	ANNUAL	WINTER
F04	R1	OTHER BUILDING TYP	UNKNOWN	W1/F04	27.2	19.4	7.8	28.7%	33.2	27.4	5.8	17.5%	95.2	95	0.1	0.2%	N/A	N/A	N/A	N/A	N/A	N/A	N/A	N/A	N/A	N/A	N/A	N/A
			UNKNOWN	W2/F04	36.5	31.7	4.8	13.2%									N/A	N/A	N/A	N/A	N/A	N/A						
			UNKNOWN	W3/F04	35.8	31.2	4.6	12.8%									N/A	N/A	N/A	N/A	N/A	N/A						
	R2	OTHER BUILDING TYP	UNKNOWN	W4/F04	34.2	29.8	4.4	12.9%	34.2	29.8	4.4	12.9%	81.4	75.6	0.6	7.1%	N/A	N/A	N/A	N/A	N/A	N/A	N/A	N/A	N/A	N/A	N/A	N/A
	R3	OTHER BUILDING TYP	UNKNOWN	W5/F04	26.3	19	7.3	27.8%	27.2	19.8	7.4	27.2%	96.6	96.4	0.0	0.2%	N/A	N/A	N/A	N/A	N/A	N/A	N/A	N/A	N/A	N/A	N/A	N/A
			UNKNOWN	W6/F04	27.5	20.1	7.4	26.9%									N/A	N/A	N/A	N/A	N/A	N/A						
			UNKNOWN	W7/F04	27.7	20.1	7.6	27.4%									N/A	N/A	N/A	N/A	N/A	N/A						
	R4	OTHER BUILDING TYP	UNKNOWN	W8/F04	26.9	19.3	7.6	28.3%	26	18.9	7.1	27.3%	95.4	94.6	0.1	0.8%	N/A	N/A	N/A	N/A	N/A	N/A	N/A	N/A	N/A	N/A	N/A	N/A
			UNKNOWN	W9/F04	25.1	18.5	6.6	26.3%									N/A	N/A	N/A	N/A	N/A	N/A						
	R5	OTHER BUILDING TYP	UNKNOWN	W10/F04	28.6	20.1	8.5	29.7%	28.8	20.1	8.7	30.2%	93.4	83.3	2.4	10.8%	N/A	N/A	N/A	N/A	N/A	N/A	N/A	N/A	N/A	N/A	N/A	N/A
			UNKNOWN	W11/F04	28.9	20.1	8.8	30.4%									N/A	N/A	N/A	N/A	N/A	N/A						
	R6	OTHER BUILDING TYP	UNKNOWN	W12/F04	23.8	16.8	7	29.4%	24.7	17.6	7.1	28.7%	99.1	90.8	0.8	8.3%	N/A	N/A	N/A	N/A	N/A	N/A	N/A	N/A	N/A	N/A	N/A	N/A
SHEPHERDS HOUSE – TALBOT YARD (CONTINUED)																												
			UNKNOWN	W13/F04	25.6	18.4	7.2	28.1%									N/A	N/A	N/A	N/A	N/A	N/A						
	R7	OTHER BUILDING TYP	UNKNOWN	W14/F04	25.4	18	7.4	29.1%	24.5	16.9	7.6	31.0%	98.8	91.3	0.8	7.7%	N/A	N/A	N/A	N/A	N/A	N/A	N/A	N/A	N/A	N/A	N/A	N/A
			UNKNOWN	W15/F04	23.6	15.8	7.8	33.1%									N/A	N/A	N/A	N/A	N/A	N/A						
	R8	OTHER BUILDING TYP	UNKNOWN	W16/F04	27	17.7	9.3	34.4%	28.1	18.7	9.4	33.5%	98.6	90.1	1.3	8.7%	N/A	N/A	N/A	N/A	N/A	N/A	N/A	N/A	N/A	N/A	N/A	N/A
			UNKNOWN	W17/F04	28.9	19.5	9.4	32.5%									N/A	N/A	N/A	N/A	N/A	N/A						
	R9	OTHER BUILDING TYP	UNKNOWN	W18/F04	29.3	19.9	9.4	32.1%	29.1	19.7	9.4	32.3%	96.9	89.4	1.7	7.8%	N/A	N/A	N/A	N/A	N/A	N/A	N/A	N/A	N/A	N/A	N/A	N/A
			UNKNOWN	W19/F04	28.9	19.5	9.4	32.5%									N/A	N/A	N/A	N/A	N/A	N/A						
	R10	OTHER BUILDING TYP	UNKNOWN	W20/F04	26.2	16.9	9.3	35.5%	22.2	14	8.2	36.9%	97.5	84.3	3.5	13.5%	N/A	N/A	N/A	N/A	N/A	N/A	N/A	N/A	N/A	N/A	N/A	N/A
			UNKNOWN	W21/F04	23	14	9	39.1%									N/A	N/A	N/A	N/A	N/A	N/A						
			UNKNOWN	W22/F04	17.3	11	6.3	36.4%									N/A	N/A	N/A	N/A	N/A	N/A						
F05	R1	OTHER BUILDING TYP	UNKNOWN	W1/F05	28.6	19.6	9	31.5%	28.6	19.6	9	31.5%	96.2	70.6	2.6	26.7%	N/A	N/A	N/A	N/A	N/A	N/A	N/A	N/A	N/A	N/A	N/A	N/A
	R2	OTHER BUILDING TYP	UNKNOWN	W2/F05	28.3	19.2	9.1	32.2%	28.3	19.2	9.1	32.2%	95.8	68.4	2.8	28.6%	N/A	N/A	N/A	N/A	N/A	N/A	N/A	N/A	N/A	N/A	N/A	N/A
	R3	OTHER BUILDING TYP	UNKNOWN	W3/F05	29.8	20.2	9.6	32.2%	30	20.3	9.7	32.3%	98.8	90.9	1.2	8.0%	N/A	N/A	N/A	N/A	N/A	N/A	N/A	N/A	N/A	N/A	N/A	N/A
			UNKNOWN	W4/F05	30.1	20.4	9.7	32.2%									N/A	N/A	N/A	N/A	N/A	N/A						
	R4	OTHER BUILDING TYP	UNKNOWN	W5/F05	30.4	20.6	9.8	32.2%	30.5	20.8	9.7	31.8%	98.6	97.1	0.4	1.5%	N/A	N/A	N/A	N/A	N/A	N/A	N/A	N/A	N/A	N/A	N/A	N/A
			UNKNOWN	W6/F05	30.5	20.7	9.8	32.1%									N/A	N/A	N/A	N/A	N/A	N/A						
			UNKNOWN	W7/F05	30.8	21.1	9.7	31.5%									N/A	N/A	N/A	N/A	N/A	N/A						
	R5	OTHER BUILDING TYP	UNKNOWN	W8/F05	31.3	21.7	9.6	30.7%	30.8	21.3	9.5	30.8%	98.5	94.9	0.8	3.7%	N/A	N/A	N/A	N/A	N/A	N/A	N/A	N/A	N/A	N/A	N/A	N/A
			UNKNOWN	W9/F05	31.1	21.5	9.6	30.9%									N/A	N/A	N/A	N/A	N/A	N/A						
			UNKNOWN	W10/F05	30	20.6	9.4	31.3%									N/A	N/A	N/A	N/A	N/A	N/A						
F06	R1	OTHER BUILDING TYP	UNKNOWN	W1/F06	28	19	9	32.1%	28	19	9	32.1%	95.3	82.6	1.3	13.3%	N/A	N/A	N/A	N/A	N/A	N/A	N/A	N/A	N/A	N/A	N/A	N/A
CHAUCER HOUSE – WHITE HART YARD																												
F01	R1	HIGHER EDUCATION	UNKNOWN	W1/F01	21.6	9.7	11.9	55.1%	22	10.1	11.9	54.1%	98.1	72.1	3.8	26.5%	N/A	N/A	N/A	N/A	N/A	N/A	N/A	N/A	N/A	N/A	N/A	N/A
			UNKNOWN	W2/F01	22.5	10.5	12	53.3%									N/A	N/A	N/A	N/A	N/A	N/A						
	R2 (3)	HIGHER EDUCATION	UNKNOWN	W3/F01	22.9	11	11.9	52.0%	23.6	11.7	11.9	50.4%	86.2	78.7	3.4	8.7%	N/A	N/A	N/A	N/A	N/A	N/A	N/A	N/A	N/A	N/A	N/A	N/A
			UNKNOWN	W4/F01	23.3	11.4	11.9	51.1%									N/A	N/A	N/A	N/A	N/A	N/A						
			UNKNOWN	W5/F01	23.7	11.8	11.9	50.2%									N/A	N/A	N/A	N/A	N/A	N/A						
			UNKNOWN	W6/F01	24	12.1	11.9	49.6%									N/A	N/A	N/A	N/A	N/A	N/A						
			UNKNOWN	W7/F01	24.2	12.3	11.9	49.2%									N/A	N/A	N/A	N/A	N/A	N/A						
	R3 (3)	HIGHER EDUCATION	UNKNOWN	W8/F01	24.2	12.4	11.8	48.8%	21.1	9.8	11.3	53.6%	93.1	86.7	2.8	6.9%	N/A	N/A	N/A	N/A	N/A	N/A	N/A	N/A	N/A	N/A	N/A	N/A
CHAUCER HOUSE – WHITE HART YARD (CONTINUED)																												

(1) KITCHEN SMALLER THAN 13m2

(2) INC\HZ = SKY COMPONENT (INCLINED\HORIZONTAL WINDOWS)

(3) SINGLE ASPECT ROOM DEEPER THAN 5m

					VSC (WINDOW)				VSC (ROOM)				NSL				APSH (WINDOW)						APSH (ROOM)					
FLOOR	ROOM	PROPERTY TYPE	ROOM USE	WINDOW	EX. %	PR. %	LOSS	LOSS %	EX. %	PR. %	LOSS	LOSS %	EX. %	PR. %	LOSS SQM	LOSS %	EX.		PR.		LOSS %		EX.		PR.		LOSS %	
																	ANNUAL	WINTER	ANNUAL	WINTER	ANNUAL	WINTER	ANNUAL	WINTER	ANNUAL	WINTER	ANNUAL	WINTER
			UNKNOWN	W9/F01	23.8	12.1	11.7	49.2%									N/A	N/A	N/A	N/A	N/A	N/A						
			UNKNOWN	W10/F01	22.6	11.3	11.3	50.0%									N/A	N/A	N/A	N/A	N/A	N/A						
			UNKNOWN	W11/F01	20.1	9.1	11	54.7%									N/A	N/A	N/A	N/A	N/A	N/A						
			UNKNOWN	W12/F01	14.9	4.3	10.6	71.1%									N/A	N/A	N/A	N/A	N/A	N/A						
	R4 (3)	HIGHER EDUCATION	UNKNOWN	W13/F01	2.3	1.5	0.8	34.8%	2.4	1.6	0.8	33.3%	82.8	82.6	0.1	0.2%	N/A	N/A	N/A	N/A	N/A	N/A	N/A	N/A	N/A	N/A	N/A	N/A
			UNKNOWN	W14/F01	2.4	1.6	0.8	33.3%									N/A	N/A	N/A	N/A	N/A	N/A						
			UNKNOWN	W15/F01	2.5	1.7	0.8	32.0%									N/A	N/A	N/A	N/A	N/A	N/A						
			UNKNOWN	W16/F01	2.5	1.8	0.7	28.0%									N/A	N/A	N/A	N/A	N/A	N/A						
	R5 (3)	HIGHER EDUCATION	UNKNOWN	W17/F01	2.5	1.8	0.7	28.0%	2.5	1.9	0.6	24.0%	96.1	95.9	0.1	0.2%	N/A	N/A	N/A	N/A	N/A	N/A	N/A	N/A	N/A	N/A	N/A	N/A
			UNKNOWN	W18/F01	2.4	1.9	0.5	20.8%									N/A	N/A	N/A	N/A	N/A	N/A						
			UNKNOWN	W19/F01	2.6	2	0.6	23.1%									N/A	N/A	N/A	N/A	N/A	N/A						
			UNKNOWN	W20/F01	2.6	2	0.6	23.1%									N/A	N/A	N/A	N/A	N/A	N/A						
	R6 (3)	HIGHER EDUCATION	UNKNOWN	W21/F01	2.5	2	0.5	20.0%	2.2	1.8	0.4	18.2%	96.7	96.5	0.1	0.2%	N/A	N/A	N/A	N/A	N/A	N/A	N/A	N/A	N/A	N/A	N/A	N/A
			UNKNOWN	W22/F01	2.4	2	0.4	16.7%									N/A	N/A	N/A	N/A	N/A	N/A						
			UNKNOWN	W23/F01	1.9	1.8	0.1	5.3%									N/A	N/A	N/A	N/A	N/A	N/A						
			UNKNOWN	W24/F01	1.9	1.6	0.3	15.8%									N/A	N/A	N/A	N/A	N/A	N/A						
F02	R1	HIGHER EDUCATION	UNKNOWN	W1/F02	26.4	10.8	15.6	59.1%	26.7	11.2	15.5	58.1%	99.8	75.1	3.6	24.8%	N/A	N/A	N/A	N/A	N/A	N/A	N/A	N/A	N/A	N/A	N/A	N/A
			UNKNOWN	W2/F02	27	11.7	15.3	56.7%									N/A	N/A	N/A	N/A	N/A	N/A						
	R2 (3)	HIGHER EDUCATION	UNKNOWN	W3/F02	27.2	12.2	15	55.1%	27.3	12.6	14.7	53.8%	98.1	74.3	6.4	24.2%	N/A	N/A	N/A	N/A	N/A	N/A	N/A	N/A	N/A	N/A	N/A	N/A
			UNKNOWN	W4/F02	27.3	12.6	14.7	53.8%									N/A	N/A	N/A	N/A	N/A	N/A						
			UNKNOWN	W5/F02	27.4	13	14.4	52.6%									N/A	N/A	N/A	N/A	N/A	N/A						
	R3 (3)	HIGHER EDUCATION	UNKNOWN	W6/F02	27.5	13.4	14.1	51.3%	24.9	12.1	12.8	51.4%	100	95	3.1	5.0%	N/A	N/A	N/A	N/A	N/A	N/A	N/A	N/A	N/A	N/A	N/A	N/A
			UNKNOWN	W7/F02	27.5	13.8	13.7	49.8%									N/A	N/A	N/A	N/A	N/A	N/A						
			UNKNOWN	W8/F02	27.3	14.1	13.2	48.4%									N/A	N/A	N/A	N/A	N/A	N/A						
			UNKNOWN	W9/F02	26.8	14	12.8	47.8%									N/A	N/A	N/A	N/A	N/A	N/A						
			UNKNOWN	W10/F02	25.7	13.3	12.4	48.2%									N/A	N/A	N/A	N/A	N/A	N/A						
			UNKNOWN	W11/F02	23	11	12	52.2%									N/A	N/A	N/A	N/A	N/A	N/A						
			UNKNOWN	W12/F02	16.7	5.2	11.5	68.9%									N/A	N/A	N/A	N/A	N/A	N/A						
	R4 (3)	HIGHER EDUCATION	UNKNOWN	W13/F02	27.5	16.4	11.1	40.4%	27.6	17.2	10.4	37.7%	99.9	99.8	0.0	0.1%	N/A	N/A	N/A	N/A	N/A	N/A	N/A	N/A	N/A	N/A	N/A	N/A
			UNKNOWN	W14/F02	27.6	16.9	10.7	38.8%									N/A	N/A	N/A	N/A	N/A	N/A						
			UNKNOWN	W15/F02	27.6	17.4	10.2	37.0%									N/A	N/A	N/A	N/A	N/A	N/A						
CHAUCER HOUSE - WHITE HART YARD (CONTINUED)																												
			UNKNOWN	W16/F02	27.6	17.9	9.7	35.1%									N/A	N/A	N/A	N/A	N/A	N/A						
	R5 (3)	HIGHER EDUCATION	UNKNOWN	W17/F02	27.5	18.3	9.2	33.5%	27.2	18.8	8.4	30.9%	100	100	0.0	0.0%	N/A	N/A	N/A	N/A	N/A	N/A	N/A	N/A	N/A	N/A	N/A	N/A
			UNKNOWN	W18/F02	27.3	18.7	8.6	31.5%									N/A	N/A	N/A	N/A	N/A	N/A						
			UNKNOWN	W19/F02	27.1	18.9	8.2	30.3%									N/A	N/A	N/A	N/A	N/A	N/A						
			UNKNOWN	W20/F02	26.8	19.1	7.7	28.7%									N/A	N/A	N/A	N/A	N/A	N/A						
	R6 (3)	HIGHER EDUCATION	UNKNOWN	W21/F02	26.4	19.1	7.3	27.7%	25.1	18.4	6.7	26.7%	100	100	0.0	0.0%	N/A	N/A	N/A	N/A	N/A	N/A	N/A	N/A	N/A	N/A	N/A	N/A
			UNKNOWN	W22/F02	25.7	18.9	6.8	26.5%									N/A	N/A	N/A	N/A	N/A	N/A						
			UNKNOWN	W23/F02	24.8	18.3	6.5	26.2%									N/A	N/A	N/A	N/A	N/A	N/A						
			UNKNOWN	W24/F02	23.5	17.4	6.1	26.0%									N/A	N/A	N/A	N/A	N/A	N/A						
	R7 (3)	HIGHER EDUCATION	UNKNOWN	W25/F02	21.7	16	5.7	26.3%	19.4	13.9	5.5	28.4%	99.1	99.1	0.0	0.0%	N/A	N/A	N/A	N/A	N/A	N/A	N/A	N/A	N/A	N/A	N/A	N/A
			UNKNOWN	W26/F02	19.5	14	5.5	28.2%									N/A	N/A	N/A	N/A	N/A	N/A						
			UNKNOWN	W27/F02	16.9	11.6	5.3	31.4%									N/A	N/A	N/A	N/A	N/A	N/A						
F03	R1	HIGHER EDUCATION	UNKNOWN	W1/F03	28.1	11.5	16.6	59.1%	28.5	12	16.5	57.9%	99.8	75.2	3.6	24.7%	N/A	N/A	N/A	N/A	N/A	N/A	N/A	N/A	N/A	N/A	N/A	N/A

(1) KITCHEN SMALLER THAN 13m2

(2) INC\HZ = SKY COMPONENT (INCLINED\HORIZONTAL WINDOWS)

(3) SINGLE ASPECT ROOM DEEPER THAN 5m

					VSC (WINDOW)				VSC (ROOM)				NSL				APSH (WINDOW)						APSH (ROOM)					
FLOOR	ROOM	PROPERTY TYPE	ROOM USE	WINDOW	EX. %	PR. %	LOSS %	LOSS %	EX. %	PR. %	LOSS %	LOSS %	EX. %	PR. %	LOSS SQM	LOSS %	EX. ANNUAL	EX. WINTER	PR. ANNUAL	PR. WINTER	LOSS % ANNUAL	LOSS % WINTER	EX. ANNUAL	EX. WINTER	PR. ANNUAL	PR. WINTER	LOSS % ANNUAL	LOSS % WINTER
			UNKNOWN	W2/F03	28.9	12.6	16.3	56.4%									N/A	N/A	N/A	N/A	N/A	N/A						
	R2 (3)	HIGHER EDUCATION	UNKNOWN	W3/F03	29.2	13.2	16	54.8%	29.3	13.6	15.7	53.6%	100	76.3	6.3	23.7%	N/A	N/A	N/A	N/A	N/A	N/A	N/A	N/A	N/A	N/A	N/A	N/A
			UNKNOWN	W4/F03	29.3	13.6	15.7	53.6%									N/A	N/A	N/A	N/A	N/A	N/A						
			UNKNOWN	W5/F03	29.4	14.1	15.3	52.0%									N/A	N/A	N/A	N/A	N/A	N/A						
	R3 (3)	HIGHER EDUCATION	UNKNOWN	W6/F03	29.5	14.6	14.9	50.5%	28.3	14.8	13.5	47.7%	100	96.8	2.0	3.2%	N/A	N/A	N/A	N/A	N/A	N/A	N/A	N/A	N/A	N/A	N/A	N/A
			UNKNOWN	W7/F03	29.6	15.1	14.5	49.0%									N/A	N/A	N/A	N/A	N/A	N/A						
			UNKNOWN	W8/F03	29.7	15.6	14.1	47.5%									N/A	N/A	N/A	N/A	N/A	N/A						
			UNKNOWN	W9/F03	29.7	16.1	13.6	45.8%									N/A	N/A	N/A	N/A	N/A	N/A						
			UNKNOWN	W10/F03	29.6	16.5	13.1	44.3%									N/A	N/A	N/A	N/A	N/A	N/A						
			UNKNOWN	W11/F03	28.5	15.9	12.6	44.2%									N/A	N/A	N/A	N/A	N/A	N/A						
			UNKNOWN	W12/F03	21.9	9.8	12.1	55.3%									N/A	N/A	N/A	N/A	N/A	N/A						
	R4	HIGHER EDUCATION	UNKNOWN	W13/F03 / INC (2)	69	52.2	16.8	24.3%	69.1	53.5	15.6	22.6%	100	100	0.0	0.0%	N/A	N/A	N/A	N/A	N/A	N/A	N/A	N/A	N/A	N/A	N/A	N/A
			UNKNOWN	W14/F03 / INC (2)	69.1	52.9	16.2	23.4%									N/A	N/A	N/A	N/A	N/A	N/A						
			UNKNOWN	W15/F03 / INC (2)	69.2	53.5	15.7	22.7%									N/A	N/A	N/A	N/A	N/A	N/A						
			UNKNOWN	W16/F03 / INC (2)	69.2	54.1	15.1	21.8%									N/A	N/A	N/A	N/A	N/A	N/A						
			UNKNOWN	W17/F03 / INC (2)	69.2	54.6	14.6	21.1%									N/A	N/A	N/A	N/A	N/A	N/A						
	R5	HIGHER EDUCATION	UNKNOWN	W18/F03 / INC (2)	69.2	55.2	14	20.2%	69	56.1	12.9	18.7%	100	100	0.0	0.0%	N/A	N/A	N/A	N/A	N/A	N/A	N/A	N/A	N/A	N/A	N/A	N/A
			UNKNOWN	W19/F03 / INC (2)	69.1	55.7	13.4	19.4%									N/A	N/A	N/A	N/A	N/A	N/A						
CHAUCER HOUSE - WHITE HART YARD (CONTINUED)																												
			UNKNOWN	W20/F03 / INC (2)	69	56.2	12.8	18.6%									N/A	N/A	N/A	N/A	N/A	N/A						
			UNKNOWN	W21/F03 / INC (2)	68.9	56.6	12.3	17.9%									N/A	N/A	N/A	N/A	N/A	N/A						
			UNKNOWN	W22/F03 / INC (2)	68.7	57	11.7	17.0%									N/A	N/A	N/A	N/A	N/A	N/A						
	R6	HIGHER EDUCATION	UNKNOWN	W23/F03 / INC (2)	68.5	57.2	11.3	16.5%	67.5	57.2	10.3	15.3%	100	100	0.0	0.0%	N/A	N/A	N/A	N/A	N/A	N/A	N/A	N/A	N/A	N/A	N/A	N/A
			UNKNOWN	W24/F03 / INC (2)	68.1	57.4	10.7	15.7%									N/A	N/A	N/A	N/A	N/A	N/A						
			UNKNOWN	W25/F03 / INC (2)	67.7	57.4	10.3	15.2%									N/A	N/A	N/A	N/A	N/A	N/A						
			UNKNOWN	W26/F03 / INC (2)	67.1	57.2	9.9	14.8%									N/A	N/A	N/A	N/A	N/A	N/A						
			UNKNOWN	W27/F03 / INC (2)	66.3	56.8	9.5	14.3%									N/A	N/A	N/A	N/A	N/A	N/A						
	R7	HIGHER EDUCATION	UNKNOWN	W28/F03 / INC (2)	65.2	56.1	9.1	14.0%	61.9	53.2	8.7	14.1%	100	100	0.0	0.0%	N/A	N/A	N/A	N/A	N/A	N/A	N/A	N/A	N/A	N/A	N/A	N/A
			UNKNOWN	W29/F03 / INC (2)	63.6	54.8	8.8	13.8%									N/A	N/A	N/A	N/A	N/A	N/A						
			UNKNOWN	W30/F03 / INC (2)	60.9	52.5	8.4	13.8%									N/A	N/A	N/A	N/A	N/A	N/A						
			UNKNOWN	W31/F03 / INC (2)	57.4	49.1	8.3	14.5%									N/A	N/A	N/A	N/A	N/A	N/A						
ORCHARD LISLE HOUSE - TALBOT YARD																												
F00	R1	OTHER BUILDING TYP	STUDIO	W1/F00	15.2	9.7	5.5	36.2%	15.2	9.7	5.5	36.2%	78.6	73.3	0.6	6.7%	N/A	N/A	N/A	N/A	N/A	N/A	N/A	N/A	N/A	N/A	N/A	N/A
	R2	OTHER BUILDING TYP	STUDIO	W2/F00	16.3	11.5	4.8	29.4%	16.3	11.5	4.8	29.4%	92.7	92.4	0.0	0.3%	N/A	N/A	N/A	N/A	N/A	N/A	N/A	N/A	N/A	N/A	N/A	N/A
	R3	OTHER BUILDING TYP	STUDIO	W3/F00	16.4	11.7	4.7	28.7%	16.4	11.7	4.7	28.7%	94.1	92.6	0.1	1.5%	N/A	N/A	N/A	N/A	N/A	N/A	N/A	N/A	N/A	N/A	N/A	N/A
	R5	OTHER BUILDING TYP	STUDIO	W6/F00	12.9	3.1	9.8	76.0%	12.9	3.1	9.8	76.0%	76.9	9.2	7.7	88.1%	N/A	N/A	N/A	N/A	N/A	N/A	N/A	N/A	N/A	N/A	N/A	N/A
	R6	OTHER BUILDING TYP	STUDIO	W7/F00	14.3	4	10.3	72.0%	14.3	4	10.3	72.0%	78.8	21.8	5.4	72.3%	N/A	N/A	N/A	N/A	N/A	N/A	N/A	N/A	N/A	N/A	N/A	N/A
	R7	OTHER BUILDING TYP	STUDIO	W8/F00	15.9	5.2	10.7	67.3%	15.9	5.2	10.7	67.3%	91.7	18.8	6.9	79.5%	N/A	N/A	N/A	N/A	N/A	N/A	N/A	N/A	N/A	N/A	N/A	N/A
	R8	OTHER BUILDING TYP	STUDIO	W9/F00	16.7	6.2	10.5	62.9%	16.7	6.2	10.5	62.9%	86.1	23.2	5.9	73.0%	N/A	N/A	N/A	N/A	N/A	N/A	N/A	N/A	N/A	N/A	N/A	N/A
	R9	OTHER BUILDING TYP	STUDIO	W10/F00	16.2	6.1	10.1	62.3%	16.2	6.1	10.1	62.3%	77.9	28.2	4.8	63.8%	N/A	N/A	N/A	N/A	N/A	N/A	N/A	N/A	N/A	N/A	N/A	N/A
	R11	OTHER BUILDING TYP	UNKNOWN	W12/F00	15	6.5	8.5	56.7%	15	6.5	8.5	56.7%	95.4	23.3	2.7	75.6%	N/A	N/A	N/A	N/A	N/A	N/A	N/A	N/A	N/A	N/A	N/A	N/A
	R13	OTHER BUILDING TYP	STUDIO	W15/F00	14.8	6.5	8.3	56.1%	14.8	6.5	8.3	56.1%	43.9	13.8	3.2	68.5%	N/A	N/A	N/A	N/A	N/A	N/A	N/A	N/A	N/A	N/A	N/A	N/A
	R14	OTHER BUILDING TYP	STUDIO	W16/F00	14.8	6.7	8.1	54.7%	14.8	6.7	8.1	54.7%	58.5	22.2	3.5	62.1%	N/A	N/A	N/A	N/A	N/A	N/A	N/A	N/A	N/A	N/A	N/A	N/A
	R15	OTHER BUILDING TYP	STUDIO	W17/F00	14.6	6.9	7.7	52.7%	14.6	6.9	7.7	52.7%	55	21.5	3.4	60.9%	N/A	N/A	N/A	N/A	N/A	N/A	N/A	N/A	N/A	N/A	N/A	N/A

(1) KITCHEN SMALLER THAN 13m2

(2) INC\HZ = SKY COMPONENT (INCLINED\HORIZONTAL WINDOWS)

(3) SINGLE ASPECT ROOM DEEPER THAN 5m

					VSC (WINDOW)				VSC (ROOM)				NSL				APSH (WINDOW)						APSH (ROOM)					
FLOOR	ROOM	PROPERTY TYPE	ROOM USE	WINDOW	EX. %	PR. %	LOSS	LOSS %	EX. %	PR. %	LOSS	LOSS %	EX. %	PR. %	LOSS SQM	LOSS %	EX.		PR.		LOSS %		EX.		PR.		LOSS %	
																	ANNUAL	WINTER	ANNUAL	WINTER	ANNUAL	WINTER	ANNUAL	WINTER	ANNUAL	WINTER	ANNUAL	WINTER
	R16	OTHER BUILDING TYP	STUDIO	W18/F00	14.6	7.1	7.5	51.4%	14.6	7.1	7.5	51.4%	50.9	19.9	3.2	60.9%	N/A	N/A	N/A	N/A	N/A	N/A	N/A	N/A	N/A	N/A	N/A	N/A
	R17	OTHER BUILDING TYP	STUDIO	W19/F00	14.8	7.6	7.2	48.6%	15	7.7	7.3	48.7%	46.8	32.6	2.7	30.4%	N/A	N/A	N/A	N/A	N/A	N/A	N/A	N/A	N/A	N/A	N/A	N/A
			STUDIO	W20/F00	15.3	7.9	7.4	48.4%									N/A	N/A	N/A	N/A	N/A	N/A						
F01	R1	OTHER BUILDING TYP	STUDIO	W1/F01	20	13.1	6.9	34.5%	20	13.1	6.9	34.5%	76.8	71.6	0.6	6.8%	N/A	N/A	N/A	N/A	N/A	N/A	N/A	N/A	N/A	N/A	N/A	N/A
	R2	OTHER BUILDING TYP	STUDIO	W2/F01	21.4	15	6.4	29.9%	21.4	15	6.4	29.9%	96	95.6	0.0	0.4%	N/A	N/A	N/A	N/A	N/A	N/A	N/A	N/A	N/A	N/A	N/A	N/A
ORCHARD LISLE HOUSE - TALBOT YARD (CONTINUED)																												
	R3	OTHER BUILDING TYP	STUDIO	W3/F01	21	14.9	6.1	29.0%	21	14.9	6.1	29.0%	93.1	91.1	0.2	2.1%	N/A	N/A	N/A	N/A	N/A	N/A	N/A	N/A	N/A	N/A	N/A	N/A
	R5	OTHER BUILDING TYP	STUDIO	W6/F01	15.9	3.6	12.3	77.4%	15.9	3.6	12.3	77.4%	73.3	8.1	7.5	89.0%	N/A	N/A	N/A	N/A	N/A	N/A	N/A	N/A	N/A	N/A	N/A	N/A
	R6	OTHER BUILDING TYP	STUDIO	W7/F01	18.2	4.9	13.3	73.1%	18.2	4.9	13.3	73.1%	70.8	20.6	4.7	70.9%	N/A	N/A	N/A	N/A	N/A	N/A	N/A	N/A	N/A	N/A	N/A	N/A
	R7	OTHER BUILDING TYP	STUDIO	W8/F01	19.5	6.1	13.4	68.7%	19.5	6.1	13.4	68.7%	87.4	18.6	6.5	78.7%	N/A	N/A	N/A	N/A	N/A	N/A	N/A	N/A	N/A	N/A	N/A	N/A
	R8	OTHER BUILDING TYP	STUDIO	W9/F01	20.7	7.3	13.4	64.7%	20.7	7.3	13.4	64.7%	78.5	22.5	5.2	71.4%	N/A	N/A	N/A	N/A	N/A	N/A	N/A	N/A	N/A	N/A	N/A	N/A
	R9	OTHER BUILDING TYP	STUDIO	W10/F01	20.6	7.1	13.5	65.5%	20.6	7.1	13.5	65.5%	78.7	29.3	4.9	62.7%	N/A	N/A	N/A	N/A	N/A	N/A	N/A	N/A	N/A	N/A	N/A	N/A
	R10	OTHER BUILDING TYP	UNKNOWN	W11/F01	12.6	3.1	9.5	75.4%	12.6	3.1	9.5	75.4%	80	5	1.4	93.8%	N/A	N/A	N/A	N/A	N/A	N/A	N/A	N/A	N/A	N/A	N/A	N/A
	R11	OTHER BUILDING TYP	UNKNOWN	W12/F01	20.8	7.5	13.3	63.9%	20.8	7.5	13.3	63.9%	46.9	5.1	4.5	89.0%	N/A	N/A	N/A	N/A	N/A	N/A	N/A	N/A	N/A	N/A	N/A	N/A
	R13	OTHER BUILDING TYP	STUDIO	W15/F01	20.5	7.6	12.9	62.9%	20.5	7.6	12.9	62.9%	63.2	14.1	5.2	77.7%	N/A	N/A	N/A	N/A	N/A	N/A	N/A	N/A	N/A	N/A	N/A	N/A
	R14	OTHER BUILDING TYP	STUDIO	W16/F01	20.5	7.9	12.6	61.5%	20.5	7.9	12.6	61.5%	74.2	21	5.1	71.7%	N/A	N/A	N/A	N/A	N/A	N/A	N/A	N/A	N/A	N/A	N/A	N/A
	R15	OTHER BUILDING TYP	STUDIO	W17/F01	20.5	8.1	12.4	60.5%	20.5	8.1	12.4	60.5%	71.1	19.7	5.2	72.3%	N/A	N/A	N/A	N/A	N/A	N/A	N/A	N/A	N/A	N/A	N/A	N/A
	R16	OTHER BUILDING TYP	STUDIO	W18/F01	20.7	8.4	12.3	59.4%	20.7	8.4	12.3	59.4%	69.7	19.9	5.1	71.5%	N/A	N/A	N/A	N/A	N/A	N/A	N/A	N/A	N/A	N/A	N/A	N/A
	R17	OTHER BUILDING TYP	STUDIO	W19/F01	21	8.8	12.2	58.1%	21.2	8.9	12.3	58.0%	66.7	40.8	5.0	38.9%	N/A	N/A	N/A	N/A	N/A	N/A	N/A	N/A	N/A	N/A	N/A	N/A
			STUDIO	W20/F01	21.4	9.1	12.3	57.5%									N/A	N/A	N/A	N/A	N/A	N/A						
F02	R1	OTHER BUILDING TYP	STUDIO	W1/F02	25.9	19.7	6.2	23.9%	25.9	19.7	6.2	23.9%	97.2	95	0.4	2.3%	N/A	N/A	N/A	N/A	N/A	N/A	N/A	N/A	N/A	N/A	N/A	N/A
	R2	OTHER BUILDING TYP	STUDIO	W2/F02	27.1	19.4	7.7	28.4%	27.1	19.4	7.7	28.4%	97.8	96.7	0.1	1.1%	N/A	N/A	N/A	N/A	N/A	N/A	N/A	N/A	N/A	N/A	N/A	N/A
	R3	OTHER BUILDING TYP	STUDIO	W3/F02	26.7	18.6	8.1	30.3%	26.7	18.6	8.1	30.3%	97.7	97.7	0.0	0.0%	N/A	N/A	N/A	N/A	N/A	N/A	N/A	N/A	N/A	N/A	N/A	N/A
	R4	OTHER BUILDING TYP	STUDIO	W4/F02	24.7	16.5	8.2	33.2%	24.7	16.5	8.2	33.2%	97.8	91.3	0.6	6.7%	N/A	N/A	N/A	N/A	N/A	N/A	N/A	N/A	N/A	N/A	N/A	N/A
	R5	OTHER BUILDING TYP	STUDIO	W5/F02	26.5	18.8	7.7	29.1%	25.9	18.3	7.6	29.3%	97.8	95.5	0.4	2.3%	N/A	N/A	N/A	N/A	N/A	N/A	N/A	N/A	N/A	N/A	N/A	N/A
			STUDIO	W6/F02	25.3	17.9	7.4	29.2%									N/A	N/A	N/A	N/A	N/A	N/A						
	R7	OTHER BUILDING TYP	STUDIO	W9/F02	17.9	4.1	13.8	77.1%	17.9	4.1	13.8	77.1%	74.8	9.1	7.5	87.9%	N/A	N/A	N/A	N/A	N/A	N/A	N/A	N/A	N/A	N/A	N/A	N/A
	R8	OTHER BUILDING TYP	STUDIO	W10/F02	21	6.1	14.9	71.0%	21	6.1	14.9	71.0%	70.8	24.9	4.3	64.8%	N/A	N/A	N/A	N/A	N/A	N/A	N/A	N/A	N/A	N/A	N/A	N/A
	R9	OTHER BUILDING TYP	STUDIO	W11/F02	22.1	6.9	15.2	68.8%	22.1	6.9	15.2	68.8%	87.5	19.3	6.4	77.9%	N/A	N/A	N/A	N/A	N/A	N/A	N/A	N/A	N/A	N/A	N/A	N/A
	R10	OTHER BUILDING TYP	STUDIO	W12/F02	23.4	8	15.4	65.8%	23.4	8	15.4	65.8%	84.6	23.3	5.7	72.5%	N/A	N/A	N/A	N/A	N/A	N/A	N/A	N/A	N/A	N/A	N/A	N/A
	R11	OTHER BUILDING TYP	STUDIO	W13/F02	23.3	7.8	15.5	66.5%	23.3	7.8	15.5	66.5%	82.9	30.6	5.2	63.1%	N/A	N/A	N/A	N/A	N/A	N/A	N/A	N/A	N/A	N/A	N/A	N/A
	R12	OTHER BUILDING TYP	UNKNOWN	W14/F02	13.6	3.3	10.3	75.7%	13.6	3.3	10.3	75.7%	81	5.9	1.4	92.7%	N/A	N/A	N/A	N/A	N/A	N/A	N/A	N/A	N/A	N/A	N/A	N/A
	R13	OTHER BUILDING TYP	UNKNOWN	W15/F02	24	8.1	15.9	66.2%	24	8.1	15.9	66.2%	67	5.8	6.5	91.3%	N/A	N/A	N/A	N/A	N/A	N/A	N/A	N/A	N/A	N/A	N/A	N/A
	R15	OTHER BUILDING TYP	STUDIO	W18/F02	24.4	8.4	16	65.6%	24.4	8.4	16	65.6%	71.3	12.8	6.2	82.0%	N/A	N/A	N/A	N/A	N/A	N/A	N/A	N/A	N/A	N/A	N/A	N/A
	R16	OTHER BUILDING TYP	STUDIO	W19/F02	24.9	8.7	16.2	65.1%	24.9	8.7	16.2	65.1%	85.7	19.2	6.4	77.5%	N/A	N/A	N/A	N/A	N/A	N/A	N/A	N/A	N/A	N/A	N/A	N/A
	R17	OTHER BUILDING TYP	STUDIO	W20/F02	25.3	9	16.3	64.4%	25.3	9	16.3	64.4%	85.8	18.2	6.8	78.8%	N/A	N/A	N/A	N/A	N/A	N/A	N/A	N/A	N/A	N/A	N/A	N/A
	R18	OTHER BUILDING TYP	STUDIO	W21/F02	25.8	9.3	16.5	64.0%	25.8	9.3	16.5	64.0%	86.7	18.1	7.0	79.1%	N/A	N/A	N/A	N/A	N/A	N/A	N/A	N/A	N/A	N/A	N/A	N/A
ORCHARD LISLE HOUSE - TALBOT YARD (CONTINUED)																												
	R19	OTHER BUILDING TYP	STUDIO	W22/F02	26.1	9.7	16.4	62.8%	26.1	9.8	16.3	62.5%	96.5	47.2	9.5	51.0%	N/A	N/A	N/A	N/A	N/A	N/A	N/A	N/A	N/A	N/A	N/A	N/A
			STUDIO	W23/F02	26.2	9.9	16.3	62.2%									N/A	N/A	N/A	N/A	N/A	N/A						
F03	R1	OTHER BUILDING TYP	STUDIO	W1/F03	29.7	22.1	7.6	25.6%	29.7	22.1	7.6	25.6%	97.7	95.3	0.4	2.5%	N/A	N/A	N/A	N/A	N/A	N/A	N/A	N/A	N/A	N/A	N/A	N/A
	R2	OTHER BUILDING TYP	STUDIO	W2/F03	31.2	22.1	9.1	29.2%	31.2	22.1	9.1	29.2%	97.8	96.7	0.1	1.1%	N/A	N/A	N/A	N/A	N/A	N/A	N/A	N/A	N/A	N/A	N/A	N/A
	R3	OTHER BUILDING TYP	STUDIO	W3/F03	30.6	21.4	9.2	30.1%	30.6	21.4	9.2	30.1%	97.7	97.7	0.0	0.0%	N/A	N/A	N/A	N/A	N/A	N/A	N/A	N/A	N/A	N/A	N/A	N/A
	R4	OTHER BUILDING TYP	STUDIO	W4/F03	27.9	18.8	9.1	32.6%	27.9	18.8	9.1	32.6%	97.8	91.3	0.6	6.6%	N/A	N/A	N/A	N/A	N/A	N/A	N/A	N/A	N/A	N/A	N/A	N/A
	R5	OTHER BUILDING TYP	STUDIO	W5/F03	30.4	21.8	8.6	28.3%	29.6	21.2	8.4	28.4%	98.1	96.2	0.3	1.9%	N/A	N/A	N/A	N/A	N/A	N/A	N/A	N/A	N/A	N/A	N/A	N/A

(1) KITCHEN SMALLER THAN 13m2

(2) INC\HZ = SKY COMPONENT (INCLINED\HORIZONTAL WINDOWS)

(3) SINGLE ASPECT ROOM DEEPER THAN 5m

					VSC (WINDOW)				VSC (ROOM)				NSL				APSH (WINDOW)						APSH (ROOM)					
FLOOR	ROOM	PROPERTY TYPE	ROOM USE	WINDOW	EX. %	PR. %	LOSS	LOSS %	EX. %	PR. %	LOSS	LOSS %	EX. %	PR. %	LOSS SQM	LOSS %	EX.		PR.		LOSS %		EX.		PR.		LOSS %	
																	ANNUAL	WINTER	ANNUAL	WINTER	ANNUAL	WINTER	ANNUAL	WINTER	ANNUAL	WINTER	ANNUAL	WINTER
			STUDIO	W6/F03	28.8	20.7	8.1	28.1%									N/A	N/A	N/A	N/A	N/A	N/A						
	R7	OTHER BUILDING TYP	STUDIO	W9/F03	19.9	4.9	15	75.4%	19.9	4.9	15	75.4%	79.5	15.2	7.4	80.9%	N/A	N/A	N/A	N/A	N/A	N/A	N/A	N/A	N/A	N/A	N/A	N/A
	R8	OTHER BUILDING TYP	STUDIO	W10/F03	23.6	7.7	15.9	67.4%	23.6	7.7	15.9	67.4%	76.7	29.8	4.4	61.1%	N/A	N/A	N/A	N/A	N/A	N/A	N/A	N/A	N/A	N/A	N/A	N/A
	R9	OTHER BUILDING TYP	STUDIO	W11/F03	23.4	7.4	16	68.4%	23.4	7.4	16	68.4%	89.1	19.4	6.6	78.3%	N/A	N/A	N/A	N/A	N/A	N/A	N/A	N/A	N/A	N/A	N/A	N/A
	R10	OTHER BUILDING TYP	STUDIO	W12/F03	24.9	8.6	16.3	65.5%	24.9	8.6	16.3	65.5%	86.2	23.5	5.8	72.7%	N/A	N/A	N/A	N/A	N/A	N/A	N/A	N/A	N/A	N/A	N/A	N/A
	R11	OTHER BUILDING TYP	STUDIO	W13/F03	25	8.5	16.5	66.0%	25	8.5	16.5	66.0%	84.9	31.1	5.3	63.4%	N/A	N/A	N/A	N/A	N/A	N/A	N/A	N/A	N/A	N/A	N/A	N/A
	R12	OTHER BUILDING TYP	UNKNOWN	W14/F03	13.9	3.6	10.3	74.1%	13.9	3.6	10.3	74.1%	80.9	5.5	1.4	93.2%	N/A	N/A	N/A	N/A	N/A	N/A	N/A	N/A	N/A	N/A	N/A	N/A
	R13	OTHER BUILDING TYP	UNKNOWN	W15/F03	24.4	6.8	17.6	72.1%	24.4	6.8	17.6	72.1%	79.9	5.2	8.0	93.5%	N/A	N/A	N/A	N/A	N/A	N/A	N/A	N/A	N/A	N/A	N/A	N/A
	R15	OTHER BUILDING TYP	STUDIO	W18/F03	25	7	18	72.0%	25	7	18	72.0%	77.3	13	6.8	83.2%	N/A	N/A	N/A	N/A	N/A	N/A	N/A	N/A	N/A	N/A	N/A	N/A
	R16	OTHER BUILDING TYP	STUDIO	W19/F03	26.1	8	18.1	69.3%	26.1	8	18.1	69.3%	88.8	19.9	6.7	77.6%	N/A	N/A	N/A	N/A	N/A	N/A	N/A	N/A	N/A	N/A	N/A	N/A
	R17	OTHER BUILDING TYP	STUDIO	W20/F03	26.2	8.3	17.9	68.3%	26.2	8.3	17.9	68.3%	89.6	19	7.1	78.8%	N/A	N/A	N/A	N/A	N/A	N/A	N/A	N/A	N/A	N/A	N/A	N/A
	R18	OTHER BUILDING TYP	STUDIO	W21/F03	26.4	8.7	17.7	67.0%	26.4	8.7	17.7	67.0%	89.3	18.7	7.2	79.1%	N/A	N/A	N/A	N/A	N/A	N/A	N/A	N/A	N/A	N/A	N/A	N/A
	R19	OTHER BUILDING TYP	STUDIO	W22/F03	26.6	9.1	17.5	65.8%	26.3	8.9	17.4	66.2%	97.6	48.4	9.5	50.5%	N/A	N/A	N/A	N/A	N/A	N/A	N/A	N/A	N/A	N/A	N/A	N/A
			STUDIO	W23/F03	25.8	8.6	17.2	66.7%									N/A	N/A	N/A	N/A	N/A	N/A						
F04	R1	OTHER BUILDING TYP	STUDIO	W1/F04	33.3	23.2	10.1	30.3%	33.3	23.2	10.1	30.3%	97.8	95.3	0.4	2.6%	N/A	N/A	N/A	N/A	N/A	N/A	N/A	N/A	N/A	N/A	N/A	N/A
	R2	OTHER BUILDING TYP	STUDIO	W2/F04	34	23.6	10.4	30.6%	34	23.6	10.4	30.6%	97.8	96.7	0.1	1.1%	N/A	N/A	N/A	N/A	N/A	N/A	N/A	N/A	N/A	N/A	N/A	N/A
	R3	OTHER BUILDING TYP	STUDIO	W3/F04	32.8	22.9	9.9	30.2%	32.8	22.9	9.9	30.2%	97.7	97.7	0.0	0.0%	N/A	N/A	N/A	N/A	N/A	N/A	N/A	N/A	N/A	N/A	N/A	N/A
	R4	OTHER BUILDING TYP	STUDIO	W4/F04	29.4	19.8	9.6	32.7%	29.4	19.8	9.6	32.7%	97.8	91.4	0.6	6.6%	N/A	N/A	N/A	N/A	N/A	N/A	N/A	N/A	N/A	N/A	N/A	N/A
	R5	OTHER BUILDING TYP	STUDIO	W5/F04	33.2	24.3	8.9	26.8%	32.6	23.9	8.7	26.7%	98.2	96.7	0.2	1.4%	N/A	N/A	N/A	N/A	N/A	N/A	N/A	N/A	N/A	N/A	N/A	N/A
			STUDIO	W6/F04	32	23.5	8.5	26.6%									N/A	N/A	N/A	N/A	N/A	N/A						
	R7	OTHER BUILDING TYP	STUDIO	W9/F04	22.8	6.7	16.1	70.6%	22.8	6.7	16.1	70.6%	82.9	25.8	6.5	68.9%	N/A	N/A	N/A	N/A	N/A	N/A	N/A	N/A	N/A	N/A	N/A	N/A
	R8	OTHER BUILDING TYP	STUDIO	W10/F04	25.6	9.1	16.5	64.5%	25.6	9.1	16.5	64.5%	81.2	33.9	4.4	58.3%	N/A	N/A	N/A	N/A	N/A	N/A	N/A	N/A	N/A	N/A	N/A	N/A
	R9	OTHER BUILDING TYP	STUDIO	W11/F04	24.2	7.6	16.6	68.6%	24.2	7.6	16.6	68.6%	90.6	19.4	6.7	78.6%	N/A	N/A	N/A	N/A	N/A	N/A	N/A	N/A	N/A	N/A	N/A	N/A
	R10	OTHER BUILDING TYP	STUDIO	W12/F04	26	9	17	65.4%	26	9	17	65.4%	88.2	23.9	6.0	72.9%	N/A	N/A	N/A	N/A	N/A	N/A	N/A	N/A	N/A	N/A	N/A	N/A
ORCHARD LISLE HOUSE - TALBOT YARD (CONTINUED)																												
	R11	OTHER BUILDING TYP	STUDIO	W13/F04	26.4	9.2	17.2	65.2%	26.4	9.2	17.2	65.2%	86.9	31.4	5.5	63.9%	N/A	N/A	N/A	N/A	N/A	N/A	N/A	N/A	N/A	N/A	N/A	N/A
	R12	OTHER BUILDING TYP	UNKNOWN	W14/F04	15.4	3.9	11.5	74.7%	15.4	3.9	11.5	74.7%	85.2	12.4	1.4	85.4%	N/A	N/A	N/A	N/A	N/A	N/A	N/A	N/A	N/A	N/A	N/A	N/A
	R13	OTHER BUILDING TYP	UNKNOWN	W15/F04	27.4	9.2	18.2	66.4%	27.4	9.2	18.2	66.4%	78.7	5.5	7.8	93.0%	N/A	N/A	N/A	N/A	N/A	N/A	N/A	N/A	N/A	N/A	N/A	N/A
	R15	OTHER BUILDING TYP	STUDIO	W17/F04	28	9.3	18.7	66.8%	28	9.3	18.7	66.8%	71.9	10.4	6.5	85.6%	N/A	N/A	N/A	N/A	N/A	N/A	N/A	N/A	N/A	N/A	N/A	N/A
	R16	OTHER BUILDING TYP	STUDIO	W18/F04	28.6	9.8	18.8	65.7%	28.6	9.8	18.8	65.7%	85.5	16.9	6.6	80.2%	N/A	N/A	N/A	N/A	N/A	N/A	N/A	N/A	N/A	N/A	N/A	N/A
	R17	OTHER BUILDING TYP	STUDIO	W19/F04	28.8	10.1	18.7	64.9%	28.8	10.1	18.7	64.9%	85.8	16	7.0	81.3%	N/A	N/A	N/A	N/A	N/A	N/A	N/A	N/A	N/A	N/A	N/A	N/A
	R18	OTHER BUILDING TYP	STUDIO	W20/F04	29	10.5	18.5	63.8%	29	10.5	18.5	63.8%	86	15.8	7.2	81.6%	N/A	N/A	N/A	N/A	N/A	N/A	N/A	N/A	N/A	N/A	N/A	N/A
	R19	OTHER BUILDING TYP	STUDIO	W21/F04	29.2	11	18.2	62.3%	29.1	11.1	18	61.9%	97.4	43.6	10.4	55.2%	N/A	N/A	N/A	N/A	N/A	N/A	N/A	N/A	N/A	N/A	N/A	N/A
			STUDIO	W22/F04	29	11.2	17.8	61.4%									N/A	N/A	N/A	N/A	N/A	N/A						
F05	R1	OTHER BUILDING TYP	STUDIO	W1/F05	36.9	24.9	12	32.5%	36.9	24.9	12	32.5%	95.3	92	0.5	3.4%	N/A	N/A	N/A	N/A	N/A	N/A	N/A	N/A	N/A	N/A	N/A	N/A
	R2	OTHER BUILDING TYP	STUDIO	W2/F05	37	25.5	11.5	31.1%	37	25.5	11.5	31.1%	98.1	90.2	0.7	8.1%	N/A	N/A	N/A	N/A	N/A	N/A	N/A	N/A	N/A	N/A	N/A	N/A
	R3	OTHER BUILDING TYP	STUDIO	W3/F05	36.7	25.8	10.9	29.7%	36.7	25.8	10.9	29.7%	98.1	91.2	0.6	7.0%	N/A	N/A	N/A	N/A	N/A	N/A	N/A	N/A	N/A	N/A	N/A	N/A
	R4	OTHER BUILDING TYP	STUDIO	W4/F05	33.1	22.8	10.3	31.1%	33.1	22.8	10.3	31.1%	97.8	89.2	0.8	8.8%	N/A	N/A	N/A	N/A	N/A	N/A	N/A	N/A	N/A	N/A	N/A	N/A
	R5	OTHER BUILDING TYP	STUDIO	W5/F05	36.8	27.3	9.5	25.8%	36.6	27.3	9.3	25.4%	97.2	96.5	0.1	0.8%	N/A	N/A	N/A	N/A	N/A	N/A	N/A	N/A	N/A	N/A	N/A	N/A
			STUDIO	W6/F05	36.4	27.3	9.1	25.0%									N/A	N/A	N/A	N/A	N/A	N/A						
	R7	OTHER BUILDING TYP	STUDIO	W9/F05	27.2	10.4	16.8	61.8%	27.2	10.4	16.8	61.8%	79.9	30.3	5.7	62.0%	N/A	N/A	N/A	N/A	N/A	N/A	N/A	N/A	N/A	N/A	N/A	N/A
	R8	OTHER BUILDING TYP	STUDIO	W10/F05	27.9	10.8	17.1	61.3%	27.9	10.8	17.1	61.3%	76.5	41.5	3.3	45.7%	N/A	N/A	N/A	N/A	N/A	N/A	N/A	N/A	N/A	N/A	N/A	N/A
	R9	OTHER BUILDING TYP	STUDIO	W11/F05	27	9.8	17.2	63.7%	27	9.8	17.2	63.7%	91.1	29.9	5.8	67.2%	N/A	N/A	N/A	N/A	N/A	N/A	N/A	N/A	N/A	N/A	N/A	N/A
	R10	OTHER BUILDING TYP	STUDIO	W12/F05	28.3	10.8	17.5	61.8%	28.3	10.8	17.5	61.8%	89.2	31.6	5.3	64.5%	N/A	N/A	N/A	N/A	N/A	N/A	N/A	N/A	N/A	N/A	N/A	N/A
	R11	OTHER BUILDING TYP	STUDIO	W13/F05	28.7	10.9	17.8	62.0%	28.7	10.9	17.8	62.0%	85.6	36	4.7	58.0%	N/A	N/A	N/A	N/A	N/A	N/A	N/A	N/A	N/A	N/A	N/A	N/A

(1) KITCHEN SMALLER THAN 13m2

(2) INC\HZ = SKY COMPONENT (INCLINED\HORIZONTAL WINDOWS)

(3) SINGLE ASPECT ROOM DEEPER THAN 5m

					VSC (WINDOW)				VSC (ROOM)				NSL				APSH (WINDOW)						APSH (ROOM)					
FLOOR	ROOM	PROPERTY TYPE	ROOM USE	WINDOW	EX. %	PR. %	LOSS	LOSS %	EX. %	PR. %	LOSS	LOSS %	EX. %	PR. %	LOSS SQM	LOSS %	EX.		PR.		LOSS %		EX.		PR.		LOSS %	
																	ANNUAL	WINTER	ANNUAL	WINTER	ANNUAL	WINTER	ANNUAL	WINTER	ANNUAL	WINTER	ANNUAL	WINTER
	R12	OTHER BUILDING TYP	UNKNOWN	W14/F05	22.3	6.1	16.2	72.6%	22.3	6.1	16.2	72.6%	91.4	3.9	1.7	95.7%	N/A	N/A	N/A	N/A	N/A	N/A	N/A	N/A	N/A	N/A	N/A	N/A
	R13	OTHER BUILDING TYP	UNKNOWN	W15/F05	29	10.1	18.9	65.2%	29	10.1	18.9	65.2%	80.2	9.5	8.5	88.1%	N/A	N/A	N/A	N/A	N/A	N/A	N/A	N/A	N/A	N/A	N/A	N/A
	R15	OTHER BUILDING TYP	STUDIO	W18/F05	29.5	10.2	19.3	65.4%	29.5	10.2	19.3	65.4%	79.4	10.8	7.3	86.3%	N/A	N/A	N/A	N/A	N/A	N/A	N/A	N/A	N/A	N/A	N/A	N/A
	R16	OTHER BUILDING TYP	STUDIO	W19/F05	29.8	10.4	19.4	65.1%	29.8	10.4	19.4	65.1%	87	20.5	6.4	76.4%	N/A	N/A	N/A	N/A	N/A	N/A	N/A	N/A	N/A	N/A	N/A	N/A
	R17	OTHER BUILDING TYP	STUDIO	W20/F05	30	10.7	19.3	64.3%	30	10.7	19.3	64.3%	91.3	26.2	6.6	71.3%	N/A	N/A	N/A	N/A	N/A	N/A	N/A	N/A	N/A	N/A	N/A	N/A
	R18	OTHER BUILDING TYP	STUDIO	W21/F05	30.1	11.1	19	63.1%	30.1	11.1	19	63.1%	90	19.7	7.2	78.1%	N/A	N/A	N/A	N/A	N/A	N/A	N/A	N/A	N/A	N/A	N/A	N/A
	R19	OTHER BUILDING TYP	STUDIO	W22/F05	30.3	11.5	18.8	62.0%	30.4	11.8	18.6	61.2%	96.7	51.7	8.7	46.5%	N/A	N/A	N/A	N/A	N/A	N/A	N/A	N/A	N/A	N/A	N/A	N/A
			STUDIO	W23/F05	30.5	12	18.5	60.7%									N/A	N/A	N/A	N/A	N/A	N/A						
63A BOROUGH HIGH STREET																												
F01	R1	RESIDENTIAL	RESIDENTIAL	W1/F01	10.8	5.8	5	46.3%	10.8	5.8	5	46.3%	84.3	76.3	0.4	9.5%	N/A	N/A	N/A	N/A	N/A	N/A	N/A	N/A	N/A	N/A	N/A	N/A
63A BOROUGH HIGH STREET (CONTINUED)																												
	R2	RESIDENTIAL	RESIDENTIAL	W2/F01	5.4	2.9	2.5	46.3%	3.7	2.6	1.1	29.7%	26.7	3.1	3.0	88.4%	N/A	N/A	N/A	N/A	N/A	N/A	N/A	N/A	N/A	N/A	N/A	N/A
			RESIDENTIAL	W3/F01	2.8	2.5	0.3	10.7%									N/A	N/A	N/A	N/A	N/A	N/A						
	R3	RESIDENTIAL	RESIDENTIAL	W4/F01	2.1	1.9	0.2	9.5%	2.1	1.9	0.2	9.5%	4.3	4.3	0.0	0.0%	N/A	N/A	N/A	N/A	N/A	N/A	N/A	N/A	N/A	N/A	N/A	N/A
	R4	RESIDENTIAL	RESIDENTIAL	W5/F01	6.4	6.4	0	0.0%	6.4	6.4	0	0.0%	55.6	55.6	0.0	0.0%	8	0	8	0	0.0%	0.0%	8	0	8	0	0.0%	0.0%
F02	R1	RESIDENTIAL	RESIDENTIAL	W1/F02	12.8	7.8	5	39.1%	12.8	7.8	5	39.1%	86.4	78.9	0.4	8.7%	N/A	N/A	N/A	N/A	N/A	N/A	N/A	N/A	N/A	N/A	N/A	N/A
	R2	RESIDENTIAL	RESIDENTIAL	W2/F02	6.9	4.2	2.7	39.1%	5.2	3.8	1.4	26.9%	30.6	8.3	2.8	72.8%	N/A	N/A	N/A	N/A	N/A	N/A	N/A	N/A	N/A	N/A	N/A	N/A
			RESIDENTIAL	W3/F02	4.2	3.6	0.6	14.3%									N/A	N/A	N/A	N/A	N/A	N/A						
	R3	RESIDENTIAL	RESIDENTIAL	W4/F02	3	2.6	0.4	13.3%	3	2.6	0.4	13.3%	10.2	9.4	0.0	7.7%	N/A	N/A	N/A	N/A	N/A	N/A	N/A	N/A	N/A	N/A	N/A	N/A
	R4	RESIDENTIAL	RESIDENTIAL	W5/F02	7.7	7.7	0	0.0%	7.7	7.7	0	0.0%	57.9	57.5	0.0	0.6%	8	0	8	0	0.0%	0.0%	8	0	8	0	0.0%	0.0%
F03	R1	RESIDENTIAL	RESIDENTIAL	W1/F03	11.6	8.3	3.3	28.4%	9.9	7.6	2.3	23.2%	52.8	30.6	2.7	41.9%	N/A	N/A	N/A	N/A	N/A	N/A	N/A	N/A	N/A	N/A	N/A	N/A
			RESIDENTIAL	W2/F03	9	7.2	1.8	20.0%									N/A	N/A	N/A	N/A	N/A	N/A						
	R2	RESIDENTIAL	RESIDENTIAL	W3/F03	6.3	4.7	1.6	25.4%	6.3	4.7	1.6	25.4%	28.3	27.5	0.0	2.9%	N/A	N/A	N/A	N/A	N/A	N/A	N/A	N/A	N/A	N/A	N/A	N/A
	R3	RESIDENTIAL	RESIDENTIAL	W4/F03	12.2	11.1	1.1	9.0%	12.2	11.1	1.1	9.0%	66.7	60.2	0.4	9.8%	15	0	13	0	13.3%	0.0%	15	0	13	0	13.3%	0.0%
F04	R1	RESIDENTIAL	RESIDENTIAL	W1/F04	26.3	21.6	4.7	17.9%	26.3	21.6	4.7	17.9%	94.2	82.2	0.8	12.8%	41	5	41	5	0.0%	0.0%	41	5	41	5	0.0%	0.0%
	R2	RESIDENTIAL	RESIDENTIAL	W2/F04	24.2	19.1	5.1	21.1%	23.4	18.5	4.9	20.9%	95.9	88.2	0.8	8.0%	N/A	N/A	N/A	N/A	N/A	N/A	N/A	N/A	N/A	N/A	N/A	N/A
			RESIDENTIAL	W3/F04	22.7	17.9	4.8	21.1%									N/A	N/A	N/A	N/A	N/A	N/A						
	R3	RESIDENTIAL	RESIDENTIAL	W4/F04	20	15.8	4.2	21.0%	20	15.8	4.2	21.0%	95.8	79	0.8	17.6%	N/A	N/A	N/A	N/A	N/A	N/A	N/A	N/A	N/A	N/A	N/A	N/A
	R4	RESIDENTIAL	RESIDENTIAL	W5/F04	22.2	20	2.2	9.9%	32.8	32.5	0.3	0.9%	99.4	99.4	0.0	0.0%	43	6	40	6	7.0%	0.0%	69	10	66	10	4.3%	0.0%
			RESIDENTIAL	W6/F04	34.3	34.3	0	0.0%									N/A	N/A	N/A	N/A	N/A	N/A						
GUYS CAMPUS																												
F01	R1	OTHER BUILDING TYP	UNKNOWN	W1/F01	7.9	7.7	0.2	2.5%	9	8.4	0.6	6.7%	78.4	74.6	0.5	4.9%	N/A	N/A	N/A	N/A	N/A	N/A	N/A	N/A	N/A	N/A	N/A	N/A
			UNKNOWN	W2/F01	10.1	9.1	1	9.9%									N/A	N/A	N/A	N/A	N/A	N/A						
	R2	OTHER BUILDING TYP	UNKNOWN	W3/F01	1.2	0.4	0.8	66.7%	8.5	7.1	1.4	16.5%	97.7	97.7	0.0	0.0%	N/A	N/A	N/A	N/A	N/A	N/A	N/A	N/A	N/A	N/A	N/A	N/A
			UNKNOWN	W4/F01	1	0.6	0.4	40.0%									N/A	N/A	N/A	N/A	N/A	N/A						
			UNKNOWN	W5/F01	13.5	12	1.5	11.1%									N/A	N/A	N/A	N/A	N/A	N/A						
			UNKNOWN	W6/F01	10.4	8.6	1.8	17.3%									N/A	N/A	N/A	N/A	N/A	N/A						
			UNKNOWN	W7/F01	10.8	8.9	1.9	17.6%									N/A	N/A	N/A	N/A	N/A	N/A						
			UNKNOWN	W8/F01	13.5	11.7	1.8	13.3%									N/A	N/A	N/A	N/A	N/A	N/A						
			UNKNOWN	W9/F01	11.4	9.8	1.6	14.0%									N/A	N/A	N/A	N/A	N/A	N/A						
			UNKNOWN	W10/F01	9.8	8	1.8	18.4%									N/A	N/A	N/A	N/A	N/A	N/A						
GUYS CAMPUS (CONTINUED)																												
F02	R1	OTHER BUILDING TYP	UNKNOWN	W1/F02	12.1	11	1.1	9.1%	12.1	11	1.1	9.1%	60.6	44.8	1.7	26.1%	N/A	N/A	N/A	N/A	N/A	N/A	N/A	N/A	N/A	N/A	N/A	N/A

(1) KITCHEN SMALLER THAN 13m2

(2) INC\HZ = SKY COMPONENT (INCLINED\HORIZONTAL WINDOWS)

(3) SINGLE ASPECT ROOM DEEPER THAN 5m

					VSC (WINDOW)				VSC (ROOM)				NSL				APSH (WINDOW)						APSH (ROOM)					
FLOOR	ROOM	PROPERTY TYPE	ROOM USE	WINDOW	EX. %	PR. %	LOSS	LOSS %	EX. %	PR. %	LOSS	LOSS %	EX. %	PR. %	LOSS SQM	LOSS %	EX.		PR.		LOSS %		EX.		PR.		LOSS %	
																	ANNUAL	WINTER	ANNUAL	WINTER	ANNUAL	WINTER	ANNUAL	WINTER	ANNUAL	WINTER	ANNUAL	WINTER
	R2	OTHER BUILDING TYP	UNKNOWN	W2/F02	15.2	13.2	2	13.2%	15.2	13.2	2	13.2%	60.2	38.5	2.1	36.1%	N/A	N/A	N/A	N/A	N/A	N/A	N/A	N/A	N/A	N/A	N/A	N/A
	R3	OTHER BUILDING TYP	UNKNOWN	W3/F02	18.6	15.5	3.1	16.7%	18.6	15.5	3.1	16.7%	80.8	50.8	3.3	37.1%	N/A	N/A	N/A	N/A	N/A	N/A	N/A	N/A	N/A	N/A	N/A	N/A
	R4	OTHER BUILDING TYP	UNKNOWN	W4/F02	21.2	17.8	3.4	16.0%	21.2	17.8	3.4	16.0%	92.7	74.8	2.0	19.3%	N/A	N/A	N/A	N/A	N/A	N/A	N/A	N/A	N/A	N/A	N/A	N/A
	R5	OTHER BUILDING TYP	UNKNOWN	W5/F02	23.2	19.5	3.7	15.9%	23.2	19.5	3.7	15.9%	97.4	79	2.0	19.0%	N/A	N/A	N/A	N/A	N/A	N/A	N/A	N/A	N/A	N/A	N/A	N/A
	R6	OTHER BUILDING TYP	UNKNOWN	W6/F02	24.5	20.7	3.8	15.5%	24.5	20.7	3.8	15.5%	97.4	78.8	2.0	19.1%	N/A	N/A	N/A	N/A	N/A	N/A	N/A	N/A	N/A	N/A	N/A	N/A
	R7	OTHER BUILDING TYP	UNKNOWN	W7/F02	25.2	21.4	3.8	15.1%	25.2	21.4	3.8	15.1%	97.5	79.4	2.0	18.6%	N/A	N/A	N/A	N/A	N/A	N/A	N/A	N/A	N/A	N/A	N/A	N/A
	R8	OTHER BUILDING TYP	UNKNOWN	W8/F02	25.6	21.5	4.1	16.0%	25.6	21.5	4.1	16.0%	97.7	79.5	2.0	18.7%	N/A	N/A	N/A	N/A	N/A	N/A	N/A	N/A	N/A	N/A	N/A	N/A
	R9	OTHER BUILDING TYP	UNKNOWN	W9/F02	25.8	21.6	4.2	16.3%	25.8	21.6	4.2	16.3%	76.5	66.2	2.0	13.5%	N/A	N/A	N/A	N/A	N/A	N/A	N/A	N/A	N/A	N/A	N/A	N/A
F03	R1	OTHER BUILDING TYP	UNKNOWN	W1/F03	14.2	12.8	1.4	9.9%	14.2	12.8	1.4	9.9%	67.5	51.6	1.7	23.6%	N/A	N/A	N/A	N/A	N/A	N/A	N/A	N/A	N/A	N/A	N/A	N/A
	R2	OTHER BUILDING TYP	UNKNOWN	W2/F03	18.3	15.7	2.6	14.2%	18.3	15.7	2.6	14.2%	69.4	47.5	2.1	31.6%	N/A	N/A	N/A	N/A	N/A	N/A	N/A	N/A	N/A	N/A	N/A	N/A
	R3	OTHER BUILDING TYP	UNKNOWN	W3/F03	22.2	18.3	3.9	17.6%	22.2	18.3	3.9	17.6%	88.5	61.3	3.0	30.7%	N/A	N/A	N/A	N/A	N/A	N/A	N/A	N/A	N/A	N/A	N/A	N/A
	R4	OTHER BUILDING TYP	UNKNOWN	W4/F03	25	20.6	4.4	17.6%	25	20.6	4.4	17.6%	97	78.9	2.0	18.7%	N/A	N/A	N/A	N/A	N/A	N/A	N/A	N/A	N/A	N/A	N/A	N/A
	R5	OTHER BUILDING TYP	UNKNOWN	W5/F03	26.5	22	4.5	17.0%	26.5	22	4.5	17.0%	97.8	79.3	2.0	18.9%	N/A	N/A	N/A	N/A	N/A	N/A	N/A	N/A	N/A	N/A	N/A	N/A
	R6	OTHER BUILDING TYP	UNKNOWN	W6/F03	27.3	22.6	4.7	17.2%	27.3	22.6	4.7	17.2%	97.7	79.2	2.0	18.9%	N/A	N/A	N/A	N/A	N/A	N/A	N/A	N/A	N/A	N/A	N/A	N/A
	R7	OTHER BUILDING TYP	UNKNOWN	W7/F03	27.7	23	4.7	17.0%	27.7	23	4.7	17.0%	97.7	79.7	2.0	18.4%	N/A	N/A	N/A	N/A	N/A	N/A	N/A	N/A	N/A	N/A	N/A	N/A
	R8	OTHER BUILDING TYP	UNKNOWN	W8/F03	27.9	23.2	4.7	16.8%	27.9	23.2	4.7	16.8%	97.8	79.7	2.0	18.5%	N/A	N/A	N/A	N/A	N/A	N/A	N/A	N/A	N/A	N/A	N/A	N/A
	R9	OTHER BUILDING TYP	UNKNOWN	W9/F03	28.1	23.2	4.9	17.4%	28.1	23.2	4.9	17.4%	80	69.7	2.0	12.9%	N/A	N/A	N/A	N/A	N/A	N/A	N/A	N/A	N/A	N/A	N/A	N/A
F04	R1	OTHER BUILDING TYP	UNKNOWN	W1/F04	17.5	14.8	2.7	15.4%	17.5	14.8	2.7	15.4%	94.8	72.7	2.4	23.3%	N/A	N/A	N/A	N/A	N/A	N/A	N/A	N/A	N/A	N/A	N/A	N/A
	R2	OTHER BUILDING TYP	UNKNOWN	W2/F04	22.8	18.9	3.9	17.1%	22.8	18.9	3.9	17.1%	96.9	81.7	1.4	15.6%	N/A	N/A	N/A	N/A	N/A	N/A	N/A	N/A	N/A	N/A	N/A	N/A
	R3	OTHER BUILDING TYP	UNKNOWN	W3/F04	26.1	21.4	4.7	18.0%	26.1	21.4	4.7	18.0%	97.7	80.2	1.9	17.9%	N/A	N/A	N/A	N/A	N/A	N/A	N/A	N/A	N/A	N/A	N/A	N/A
	R4	OTHER BUILDING TYP	UNKNOWN	W4/F04	27.6	22.6	5	18.1%	27.6	22.6	5	18.1%	97.7	80.2	1.9	17.9%	N/A	N/A	N/A	N/A	N/A	N/A	N/A	N/A	N/A	N/A	N/A	N/A
	R5	OTHER BUILDING TYP	UNKNOWN	W5/F04	28.2	23.2	5	17.7%	28.2	23.2	5	17.7%	97.8	80.1	1.9	18.1%	N/A	N/A	N/A	N/A	N/A	N/A	N/A	N/A	N/A	N/A	N/A	N/A
	R6	OTHER BUILDING TYP	UNKNOWN	W6/F04	28.5	23.4	5.1	17.9%	28.5	23.4	5.1	17.9%	97.7	79.7	2.0	18.5%	N/A	N/A	N/A	N/A	N/A	N/A	N/A	N/A	N/A	N/A	N/A	N/A
	R7	OTHER BUILDING TYP	UNKNOWN	W7/F04	28.7	23.6	5.1	17.8%	28.7	23.6	5.1	17.8%	97.8	80.1	1.9	18.0%	N/A	N/A	N/A	N/A	N/A	N/A	N/A	N/A	N/A	N/A	N/A	N/A
	R8	OTHER BUILDING TYP	UNKNOWN	W8/F04	28.9	23.7	5.2	18.0%	28.9	23.7	5.2	18.0%	97.7	80.2	1.9	18.0%	N/A	N/A	N/A	N/A	N/A	N/A	N/A	N/A	N/A	N/A	N/A	N/A
	R9	OTHER BUILDING TYP	UNKNOWN	W9/F04	29.1	23.8	5.3	18.2%	29.2	23.9	5.3	18.2%	98.2	97.9	0.0	0.3%	N/A	N/A	N/A	N/A	N/A	N/A	N/A	N/A	N/A	N/A	N/A	N/A
			UNKNOWN	W10/F04	29.2	23.9	5.3	18.2%									N/A	N/A	N/A	N/A	N/A	N/A						
F05	R1	OTHER BUILDING TYP	UNKNOWN	W1/F05	25.3	20.6	4.7	18.6%	25.3	20.6	4.7	18.6%	96.8	80	1.9	17.4%	N/A	N/A	N/A	N/A	N/A	N/A	N/A	N/A	N/A	N/A	N/A	N/A
	R2	OTHER BUILDING TYP	UNKNOWN	W2/F05	29.9	24.7	5.2	17.4%	29.9	24.7	5.2	17.4%	97.3	84.1	1.2	13.5%	N/A	N/A	N/A	N/A	N/A	N/A	N/A	N/A	N/A	N/A	N/A	N/A
	R3	OTHER BUILDING TYP	UNKNOWN	W3/F05	30.4	25.2	5.2	17.1%	30.4	25.2	5.2	17.1%	96.9	81.2	1.7	16.3%	N/A	N/A	N/A	N/A	N/A	N/A	N/A	N/A	N/A	N/A	N/A	N/A
GUYS CAMPUS (CONTINUED)																												
	R4	OTHER BUILDING TYP	UNKNOWN	W4/F05	30.7	25.4	5.3	17.3%	30.7	25.4	5.3	17.3%	96.9	81	1.7	16.4%	N/A	N/A	N/A	N/A	N/A	N/A	N/A	N/A	N/A	N/A	N/A	N/A
	R5	OTHER BUILDING TYP	UNKNOWN	W5/F05	31	25.6	5.4	17.4%	31	25.6	5.4	17.4%	97.1	80.9	1.8	16.7%	N/A	N/A	N/A	N/A	N/A	N/A	N/A	N/A	N/A	N/A	N/A	N/A
	R6	OTHER BUILDING TYP	UNKNOWN	W6/F05	31.1	25.7	5.4	17.4%	31.1	25.7	5.4	17.4%	97	80.6	1.8	16.9%	N/A	N/A	N/A	N/A	N/A	N/A	N/A	N/A	N/A	N/A	N/A	N/A
	R7	OTHER BUILDING TYP	UNKNOWN	W7/F05	31.3	25.9	5.4	17.3%	31.3	25.9	5.4	17.3%	97	80.9	1.8	16.6%	N/A	N/A	N/A	N/A	N/A	N/A	N/A	N/A	N/A	N/A	N/A	N/A
	R8	OTHER BUILDING TYP	UNKNOWN	W8/F05	31.4	26.1	5.3	16.9%	31.4	26.1	5.3	16.9%	97	81.1	1.7	16.4%	N/A	N/A	N/A	N/A	N/A	N/A	N/A	N/A	N/A	N/A	N/A	N/A
	R9	OTHER BUILDING TYP	UNKNOWN	W9/F05	31.5	26.2	5.3	16.8%	31.5	26.2	5.3	16.8%	97.8	97.3	0.1	0.5%	N/A	N/A	N/A	N/A	N/A	N/A	N/A	N/A	N/A	N/A	N/A	N/A
			UNKNOWN	W10/F05	31.5	26.2	5.3	16.8%									N/A	N/A	N/A	N/A	N/A	N/A						
THE OLD KINGS HEAD PH																												
F01	R2	RESIDENTIAL	RESIDENTIAL	W19/F01	9.5	6	3.5	36.8%	9.5	6	3.5	36.8%	59.5	55	0.5	7.6%	21	5	21	5	0.0%	0.0%	21	5	21	5	0.0%	0.0%
F02	R1	RESIDENTIAL	RESIDENTIAL	W1/F02	20.3	16.3	4	19.7%	19.9	15.7	4.2	21.1%	99.1	97.8	0.2	1.4%	N/A	N/A	N/A	N/A	N/A	N/A	N/A	N/A	N/A	N/A	N/A	N/A
			RESIDENTIAL	W2/F02	20.1	15.9	4.2	20.9%									N/A	N/A	N/A	N/A	N/A	N/A						
			RESIDENTIAL	W3/F02	19.3	14.9	4.4	22.8%									N/A	N/A	N/A	N/A	N/A	N/A						
			RESIDENTIAL	W4/F02	20.2	16.5	3.7	18.3%									N/A	N/A	N/A	N/A	N/A	N/A						

(1) KITCHEN SMALLER THAN 13m2

(2) INC\HZ = SKY COMPONENT (INCLINED\HORIZONTAL WINDOWS)

(3) SINGLE ASPECT ROOM DEEPER THAN 5m

					VSC (WINDOW)				VSC (ROOM)				NSL				APSH (WINDOW)						APSH (ROOM)					
FLOOR	ROOM	PROPERTY TYPE	ROOM USE	WINDOW	EX. %	PR. %	LOSS	LOSS %	EX. %	PR. %	LOSS	LOSS %	EX. %	PR. %	LOSS SQM	LOSS %	EX.		PR.		LOSS %		EX.		PR.		LOSS %	
																	ANNUAL	WINTER	ANNUAL	WINTER	ANNUAL	WINTER	ANNUAL	WINTER	ANNUAL	WINTER	ANNUAL	WINTER
			RESIDENTIAL	W5/F02	20	15.8	4.2	21.0%									N/A	N/A	N/A	N/A	N/A	N/A						
			RESIDENTIAL	W6/F02	19.3	14.6	4.7	24.4%									N/A	N/A	N/A	N/A	N/A	N/A						
	R2	RESIDENTIAL	RESIDENTIAL	W7/F02	16.4	11.5	4.9	29.9%	15.2	9.5	5.7	37.5%	71.6	81.7	-1.4	-14.1%	N/A	N/A	N/A	N/A	N/A	N/A	N/A	N/A	N/A	N/A	N/A	N/A
			RESIDENTIAL	W8/F02	14.4	7.9	6.5	45.1%									N/A	N/A	N/A	N/A	N/A	N/A						
			RESIDENTIAL	W9/F02	16.2	11.3	4.9	30.2%									N/A	N/A	N/A	N/A	N/A	N/A						
			RESIDENTIAL	W10/F02	13.3	6.3	7	52.6%									N/A	N/A	N/A	N/A	N/A	N/A						
	R3	RESIDENTIAL	RESIDENTIAL	W11/F02	15	6.8	8.2	54.7%	14.6	5.9	8.7	59.6%	51.9	69.7	-2.2	-34.3%	N/A	N/A	N/A	N/A	N/A	N/A	N/A	N/A	N/A	N/A	N/A	N/A
			RESIDENTIAL	W12/F02	14.9	6.1	8.8	59.1%									N/A	N/A	N/A	N/A	N/A	N/A						
			RESIDENTIAL	W13/F02	14	5.1	8.9	63.6%									N/A	N/A	N/A	N/A	N/A	N/A						
			RESIDENTIAL	W14/F02	14.9	6.4	8.5	57.0%									N/A	N/A	N/A	N/A	N/A	N/A						
			RESIDENTIAL	W15/F02	14.7	5.5	9.2	62.6%									N/A	N/A	N/A	N/A	N/A	N/A						
			RESIDENTIAL	W16/F02	14	4.5	9.5	67.9%									N/A	N/A	N/A	N/A	N/A	N/A						
	R4	RESIDENTIAL	RESIDENTIAL	W17/F02	24.7	16.9	7.8	31.6%	24.7	16.9	7.8	31.6%	100	98.9	0.1	1.1%	50	17	47	17	6.0%	0.0%	50	17	47	17	6.0%	0.0%
F03	R1	RESIDENTIAL	RESIDENTIAL	W1/F03	25.6	18.7	6.9	27.0%	25.6	18.7	6.9	27.0%	70	70.1	0.0	0.0%	N/A	N/A	N/A	N/A	N/A	N/A	N/A	N/A	N/A	N/A	N/A	N/A
	R2	RESIDENTIAL	RESIDENTIAL	W2/F03	22.8	12.8	10	43.9%	22.5	11.6	10.9	48.4%	87.1	77.7	1.3	10.8%	N/A	N/A	N/A	N/A	N/A	N/A	N/A	N/A	N/A	N/A	N/A	N/A
			RESIDENTIAL	W3/F03	23	11.7	11.3	49.1%									N/A	N/A	N/A	N/A	N/A	N/A						
			RESIDENTIAL	W4/F03	21.5	10.3	11.2	52.1%									N/A	N/A	N/A	N/A	N/A	N/A						
THE OLD KINGS HEAD PH (CONTINUED)																												
	R3	RESIDENTIAL	RESIDENTIAL	W5/F03	20.5	6.2	14.3	69.8%	20.5	6.2	14.3	69.8%	25.2	35.3	-1.3	-40.2%	N/A	N/A	N/A	N/A	N/A	N/A	N/A	N/A	N/A	N/A	N/A	N/A
3 KINGS HEAD YARD																												
F02	R1	RESIDENTIAL	LIVING ROOM	W1/F02	17.1	14.5	2.6	15.2%	18.4	16.6	1.8	9.8%	96.1	95.4	0.2	0.6%	5	1	0	0	100.0%	100.0%	49	15	44	14	10.2%	6.7%
			LIVING ROOM	W2/F02	16.6	13.4	3.2	19.3%																				
			LIVING ROOM	W3/F02	15.1	11.6	3.5	23.2%									5	1	0	0	100.0%	100.0%						
			LIVING ROOM	W5/F02	22.3	22.3	0	0.0%									42	14	42	14	0.0%	0.0%						
			LIVING ROOM	W6/F02	20	20	0	0.0%									35	10	35	10	0.0%	0.0%						
F03	R2	RESIDENTIAL	BEDROOM	W2/F03	21.1	16.6	4.5	21.3%	21.1	16.6	4.5	21.3%	83.3	76.6	0.8	7.9%	N/A	N/A	N/A	N/A	N/A	N/A	N/A	N/A	N/A	N/A	N/A	N/A
	R3	RESIDENTIAL	BEDROOM	W3/F03	19.6	14.9	4.7	24.0%	18.1	13.4	4.7	26.0%	94.6	87.4	0.7	7.6%	N/A	N/A	N/A	N/A	N/A	N/A	N/A	N/A	N/A	N/A	N/A	N/A
			BEDROOM	W4/F03	16.6	11.9	4.7	28.3%																				
57 BOROUGH HIGH STREET																												
F01	R1	RESIDENTIAL	RESIDENTIAL	W1/F01	11.7	8.2	3.5	29.9%	11.7	8.2	3.5	29.9%	81.5	67.9	1.8	16.7%	14	1	12	1	14.3%	0.0%	14	1	12	1	14.3%	0.0%
F02	R1	RESIDENTIAL	RESIDENTIAL	W1/F02	23.5	18.5	5	21.3%	23.5	18.5	5	21.3%	87.4	65.8	2.9	24.7%	35	8	33	8	5.7%	0.0%	35	8	33	8	5.7%	0.0%
F03	R1	RESIDENTIAL	RESIDENTIAL	W1/F03	26.5	21.1	5.4	20.4%	26.5	21.1	5.4	20.4%	94.5	86.3	1.1	8.7%	39	12	35	12	10.3%	0.0%	39	12	35	12	10.3%	0.0%
53-55 BOROUGH HIGH STREET																												
F01	R1	RESIDENTIAL	LKD	W1/F01	23.9	18.1	5.8	24.3%	20.4	17	3.4	16.7%	83.1	73.2	1.6	11.9%	47	16	45	16	4.3%	0.0%	49	16	47	16	4.1%	0.0%
			LKD	W2/F01 / INC (2)	15.5	15.5	0	0.0%									42	14	42	14	0.0%	0.0%						
F02	R1	RESIDENTIAL	BEDROOM	W1/F02	26.9	19.9	7	26.0%	26.9	19.9	7	26.0%	86.8	65.1	2.6	25.1%	53	20	50	20	5.7%	0.0%	53	20	50	20	5.7%	0.0%
F03	R1	RESIDENTIAL	BEDROOM	W1/F03	28.6	21.1	7.5	26.2%	28.6	21.1	7.5	26.2%	88.5	70.8	1.8	19.9%	55	21	51	21	7.3%	0.0%	55	21	51	21	7.3%	0.0%
	R2	RESIDENTIAL	BEDROOM	W2/F03	28.3	22.5	5.8	20.5%	28.3	22.5	5.8	20.5%	96.8	92	0.4	5.0%	48	12	44	12	8.3%	0.0%	48	12	44	12	8.3%	0.0%
51 BOROUGH HIGH STREET																												
F04	R1	RESIDENTIAL	RESIDENTIAL	W1/F04	29.3	21.3	8	27.3%	29.3	21.3	8	27.3%	80.9	61.4	2.1	24.2%	59	22	53	22	10.2%	0.0%	59	22	53	22	10.2%	0.0%
	R2	RESIDENTIAL	RESIDENTIAL	W2/F04	26.2	19.4	6.8	26.0%	26.2	19.4	6.8	26.0%	87	71.5	1.7	17.9%	59	22	51	22	13.6%	0.0%	59	22	51	22	13.6%	0.0%

(1) KITCHEN SMALLER THAN 13m2

(2) INC\HZ = SKY COMPONENT (INCLINED\HORIZONTAL WINDOWS)

(3) SINGLE ASPECT ROOM DEEPER THAN 5m

					VSC (WINDOW)				VSC (ROOM)				NSL				APSH (WINDOW)						APSH (ROOM)					
FLOOR	ROOM	PROPERTY TYPE	ROOM USE	WINDOW	EX. %	PR. %	LOSS %	LOSS %	EX. %	PR. %	LOSS %	LOSS %	EX. %	PR. %	LOSS SQM	LOSS %	EX. ANNUAL	EX. WINTER	PR. ANNUAL	PR. WINTER	LOSS % ANNUAL	LOSS % WINTER	EX. ANNUAL	EX. WINTER	PR. ANNUAL	PR. WINTER	LOSS % ANNUAL	LOSS % WINTER
2 ST THOMAS STREET																												
F03	R1	RESIDENTIAL	UNKNOWN	W1/F03	28	17.2	10.8	38.6%	28	17.2	10.8	38.6%	72.9	60.4	1.6	17.2%	61	16	28	7	54.1%	56.3%	61	16	28	7	54.1%	56.3%
	R2	RESIDENTIAL	UNKNOWN	W2/F03	28.9	17.4	11.5	39.8%	28.9	17.4	11.5	39.8%	69.7	61.7	1.0	11.5%	63	15	27	4	57.1%	73.3%	63	15	27	4	57.1%	73.3%
2 ST THOMAS STREET (CONTINUED)																												
	R3	RESIDENTIAL	UNKNOWN	W3/F03	27.7	15.8	11.9	43.0%	27.7	15.8	11.9	43.0%	39.9	30.6	0.9	23.4%	62	13	27	5	56.5%	61.5%	62	13	27	5	56.5%	61.5%
8 BEDALE ST																												
F02	R1	RESIDENTIAL	BEDROOM	W1/F02	32.9	31.3	1.6	4.9%	31	28.4	2.6	8.4%	99	98.2	0.1	0.8%	70	19	63	16	10.0%	15.8%	82	20	74	16	9.8%	20.0%
			BEDROOM	W2/F02	32.7	31.1	1.6	4.9%									71	18	64	15	9.9%	16.7%						
			BEDROOM	W4/F02	27.4	22.8	4.6	16.8%									62	17	53	12	14.5%	29.4%						
	R2	RESIDENTIAL	KITCHEN (1)	W5/F02	27.6	22.7	4.9	17.8%	27.6	22.7	4.9	17.8%	96.2	77.9	1.2	19.0%	52	15	42	10	19.2%	33.3%	52	15	42	10	19.2%	33.3%
	R3	RESIDENTIAL	BEDROOM	W6/F02	28	23.6	4.4	15.7%	28.1	23.9	4.2	14.9%	95	83.9	2.0	11.6%	46	13	37	9	19.6%	30.8%	46	13	37	9	19.6%	30.8%
			BEDROOM	W7/F02	28.2	24.2	4	14.2%									43	11	35	8	18.6%	27.3%						
F03	R1	RESIDENTIAL	BEDROOM	W1/F03	34.9	33.3	1.6	4.6%	33.1	30.3	2.8	8.5%	94.5	88.3	1.1	6.6%	78	25	71	21	9.0%	16.0%	88	26	81	22	8.0%	15.4%
			BEDROOM	W2/F03	34.8	33.1	1.7	4.9%									78	25	71	21	9.0%	16.0%						
			BEDROOM	W3/F03	29.9	25.2	4.7	15.7%									69	23	60	18	13.0%	21.7%						
	R3	RESIDENTIAL	BEDROOM	W5/F03	30.2	26	4.2	13.9%	30.2	26	4.2	13.9%	76.5	54.3	3.0	28.9%	52	16	44	12	15.4%	25.0%	52	16	44	12	15.4%	25.0%
59-61 BOROUGH HIGH STREET																												
F01	R1	RESIDENTIAL	LKD	W1/F01	28.3	28.3	0	0.0%	21.8	21.8	0	0.0%	99.3	99.3	0.0	0.0%	18	3	18	3	0.0%	0.0%	30	4	30	4	0.0%	0.0%
			LKD	W2/F01	27.8	27.8	0	0.0%									7	1	7	1	0.0%	0.0%						
			LKD	W3/F01	6.7	6.7	0	0.0%									12	1	12	1	0.0%	0.0%						
	R2	RESIDENTIAL	BEDROOM	W4/F01	20.5	16.9	3.6	17.6%	20.5	16.9	3.6	17.6%	95.6	83.3	1.1	12.9%	38	3	34	3	10.5%	0.0%	38	3	34	3	10.5%	0.0%
F02	R1	RESIDENTIAL	LKD	W1/F02	30.5	30.5	0	0.0%	24.2	24.2	0	0.0%	99.6	99.6	0.0	0.0%	20	3	20	3	0.0%	0.0%	38	5	38	5	0.0%	0.0%
			LKD	W2/F02	30.1	30.1	0	0.0%									13	2	13	2	0.0%	0.0%						
			LKD	W3/F02	9.4	9.4	0	0.0%									18	2	18	2	0.0%	0.0%						
	R2	RESIDENTIAL	BEDROOM	W4/F02	25.6	20.7	4.9	19.1%	25.6	20.7	4.9	19.1%	98.7	88.5	0.9	10.3%	47	9	42	9	10.6%	0.0%	47	9	42	9	10.6%	0.0%
F03	R1	RESIDENTIAL	LKD	W1/F03	32.8	32.8	0	0.0%	26.3	26.3	0	0.0%	99.6	99.6	0.0	0.0%	24	4	24	4	0.0%	0.0%	52	7	52	7	0.0%	0.0%
			LKD	W2/F03	32.4	32.4	0	0.0%									13	2	13	2	0.0%	0.0%						
			LKD	W3/F03	14.3	14.3	0	0.0%									28	3	28	3	0.0%	0.0%						
	R2	RESIDENTIAL	BEDROOM	W4/F03	29.2	24.2	5	17.1%	29.2	24.2	5	17.1%	98.7	88.6	0.9	10.3%	58	20	53	20	8.6%	0.0%	58	20	53	20	8.6%	0.0%
F04	R2	RESIDENTIAL	BEDROOM	W2/F04	30.8	25.8	5	16.2%	30.8	25.8	5	16.2%	98.1	86.7	1.0	11.7%	60	21	54	21	10.0%	0.0%	60	21	54	21	10.0%	0.0%
F05	R1	RESIDENTIAL	BEDROOM	W1/F05	36.5	36.5	0	0.0%	39.3	36.7	2.6	6.6%	98.1	98.1	0.0	0.0%	90	27	85	27	5.6%	0.0%						
			BEDROOM	W2/F05	36.4	36.4	0	0.0%									30	6	30	6	0.0%	0.0%						
			BEDROOM	W3/F05	26	22.3	3.7	14.2%									45	11	42	11	6.7%	0.0%						
59-61 BOROUGH HIGH STREET (CONTINUED)																												
			BEDROOM	W4/F05 / HZ (2)	97.2	91.1	6.1	6.3%									88	26	83	26	5.7%	0.0%						
22 SOUTHWARK ST																												
F01	R1	RESIDENTIAL	UNKNOWN-RESI	W1/F01	17.3	15.9	1.4	8.1%	17.3	15.9	1.4	8.1%	38.8	32.9	0.6	15.2%	N/A	N/A	N/A	N/A	N/A	N/A	N/A	N/A	N/A	N/A	N/A	N/A
	R2	RESIDENTIAL	UNKNOWN-RESI	W2/F01	18	16.4	1.6	8.9%	18	16.4	1.6	8.9%	47.9	35.7	1.5	25.4%	N/A	N/A	N/A	N/A	N/A	N/A	N/A	N/A	N/A	N/A	N/A	N/A
	R3	RESIDENTIAL	UNKNOWN-RESI	W3/F01	19.6	17.7	1.9	9.7%	19.6	17.7	1.9	9.7%	90.8	83.7	0.7	7.9%	N/A	N/A	N/A	N/A	N/A	N/A	N/A	N/A	N/A	N/A	N/A	N/A
	R4	RESIDENTIAL	UNKNOWN-RESI	W4/F01	22	19.9	2.1	9.5%	23.2	21.4	1.8	7.8%	99.5	96.2	0.5	3.4%	38	7	36	7	5.3%	0.0%	56	13	54	13	3.6%	0.0%
			UNKNOWN-RESI	W5/F01	24.4	22.9	1.5	6.1%									54	11	52	11	3.7%	0.0%						

(1) KITCHEN SMALLER THAN 13m2

(2) INC\HZ = SKY COMPONENT (INCLINED\HORIZONTAL WINDOWS)

(3) SINGLE ASPECT ROOM DEEPER THAN 5m

					VSC (WINDOW)				VSC (ROOM)				NSL				APSH (WINDOW)						APSH (ROOM)					
FLOOR	ROOM	PROPERTY TYPE	ROOM USE	WINDOW	EX. %	PR. %	LOSS	LOSS %	EX. %	PR. %	LOSS	LOSS %	EX. %	PR. %	LOSS SQM	LOSS %	EX.		PR.		LOSS %		EX.		PR.		LOSS %	
																	ANNUAL	WINTER	ANNUAL	WINTER	ANNUAL	WINTER	ANNUAL	WINTER	ANNUAL	WINTER	ANNUAL	WINTER
	R5	RESIDENTIAL	UNKNOWN-RESI	W6/F01	25	24.3	0.7	2.8%	25	24.3	0.7	2.8%	81.8	81.4	0.0	0.4%	66	16	64	16	3.0%	0.0%	66	16	64	16	3.0%	0.0%
	R6	RESIDENTIAL	UNKNOWN-RESI	W7/F01	25.2	24.6	0.6	2.4%	25.2	24.6	0.6	2.4%	82.5	82.2	0.0	0.4%	64	15	62	15	3.1%	0.0%	64	15	62	15	3.1%	0.0%
F02	R1	RESIDENTIAL	UNKNOWN-RESI	W1/F02	21.3	19.7	1.6	7.5%	21.3	19.7	1.6	7.5%	45.1	40.5	0.5	10.2%	N/A	N/A	N/A	N/A	N/A	N/A	N/A	N/A	N/A	N/A	N/A	N/A
	R2	RESIDENTIAL	UNKNOWN-RESI	W2/F02	22	20.2	1.8	8.2%	22	20.2	1.8	8.2%	54.1	46.3	1.0	14.5%	N/A	N/A	N/A	N/A	N/A	N/A	N/A	N/A	N/A	N/A	N/A	N/A
	R3	RESIDENTIAL	UNKNOWN-RESI	W3/F02	23.6	21.7	1.9	8.1%	23.6	21.7	1.9	8.1%	92.9	85.8	0.7	7.7%												
	R4	RESIDENTIAL	UNKNOWN-RESI	W4/F02	25.2	23.2	2	7.9%	26.3	24.5	1.8	6.8%	99.9	98.5	0.2	1.4%	40	11	38	11	5.0%	0.0%	61	18	59	18	3.3%	0.0%
			UNKNOWN-RESI	W5/F02	27.4	25.9	1.5	5.5%									60	17	58	17	3.3%	0.0%						
	R5	RESIDENTIAL	UNKNOWN-RESI	W6/F02	28.1	27.4	0.7	2.5%	28.1	27.4	0.7	2.5%	91.9	91.5	0.0	0.4%	68	18	66	18	2.9%	0.0%	68	18	66	18	2.9%	0.0%
	R6	RESIDENTIAL	UNKNOWN-RESI	W7/F02	28.2	27.6	0.6	2.1%	28.2	27.6	0.6	2.1%	92.3	92	0.0	0.4%	67	16	65	16	3.0%	0.0%	67	16	65	16	3.0%	0.0%
F03	R1	RESIDENTIAL	UNKNOWN-RESI	W1/F03	24.4	22.7	1.7	7.0%	24.4	22.7	1.7	7.0%	69.7	68	0.2	2.4%	N/A	N/A	N/A	N/A	N/A	N/A	N/A	N/A	N/A	N/A	N/A	N/A
	R2	RESIDENTIAL	UNKNOWN-RESI	W2/F03	24.7	22.9	1.8	7.3%	24.7	22.9	1.8	7.3%	79.2	76	0.4	4.0%												
	R3	RESIDENTIAL	UNKNOWN-RESI	W3/F03	25.8	23.9	1.9	7.4%	25.8	23.9	1.9	7.4%	97.8	90.6	0.7	7.4%	N/A	N/A	N/A	N/A	N/A	N/A	N/A	N/A	N/A	N/A	N/A	N/A
	R4	RESIDENTIAL	UNKNOWN-RESI	W4/F03	27.4	25.3	2.1	7.7%	28.2	26.4	1.8	6.4%	99.8	99.8	0.0	0.0%	41	14	39	14	4.9%	0.0%	64	22	62	22	3.1%	0.0%
			UNKNOWN-RESI	W5/F03	29	27.5	1.5	5.2%									63	21	61	21	3.2%	0.0%						
	R5	RESIDENTIAL	UNKNOWN-RESI	W6/F03	29.3	28.6	0.7	2.4%	29.3	28.6	0.7	2.4%	98.2	98	0.0	0.2%	73	25	71	25	2.7%	0.0%	73	25	71	25	2.7%	0.0%
	R6	RESIDENTIAL	UNKNOWN-RESI	W7/F03	29.5	28.8	0.7	2.4%	29.5	28.8	0.7	2.4%	97.6	97.3	0.0	0.3%	76	25	74	25	2.6%	0.0%	76	25	74	25	2.6%	0.0%
F04	R1	RESIDENTIAL	UNKNOWN-RESI	W1/F04	32	30.2	1.8	5.6%	32	30.2	1.8	5.6%	81	75.3	0.6	7.0%												
	R2	RESIDENTIAL	UNKNOWN-RESI	W2/F04	31.3	29.5	1.8	5.8%	31.3	29.5	1.8	5.8%	86.3	81.3	0.6	5.7%	N/A	N/A	N/A	N/A	N/A	N/A	N/A	N/A	N/A	N/A	N/A	N/A
	R3	RESIDENTIAL	UNKNOWN-RESI	W3/F04	31.3	29.5	1.8	5.8%	31.3	29.5	1.8	5.8%	86.4	78.5	0.7	9.0%	N/A	N/A	N/A	N/A	N/A	N/A	N/A	N/A	N/A	N/A	N/A	N/A
	R4	RESIDENTIAL	UNKNOWN-RESI	W4/F04	31.1	29.1	2	6.4%	31.8	30.2	1.6	5.0%	99.8	99.4	0.0	0.4%	45	15	43	15	4.4%	0.0%	67	24	65	24	3.0%	0.0%
			UNKNOWN-RESI	W5/F04	32.6	31.2	1.4	4.3%									67	24	65	24	3.0%	0.0%						
	R5	RESIDENTIAL	UNKNOWN-RESI	W6/F04	34	33.3	0.7	2.1%	34	33.3	0.7	2.1%	89.1	89.1	0.0	0.0%	78	25	76	25	2.6%	0.0%	78	25	76	25	2.6%	0.0%
	R6	RESIDENTIAL	UNKNOWN-RESI	W7/F04	33.8	33.2	0.6	1.8%	33.8	33.2	0.6	1.8%	87.1	87.1	0.0	0.0%	75	25	72	25	4.0%	0.0%	75	25	72	25	4.0%	0.0%
24 SOUTHWARK ST																												
F00	R1	RESIDENTIAL	UNKNOWN-RESI	W1/F00	22.7	22.3	0.4	1.8%	22.7	22.3	0.4	1.8%	99.4	99.4	0.0	0.0%	56	9	54	9	3.6%	0.0%	56	9	54	9	3.6%	0.0%
	R2	RESIDENTIAL	UNKNOWN-RESI	W2/F00	10.1	10.1	0	0.0%	7.5	7.5	0	0.0%	91.6	91.6	0.0	0.0%	23	8	23	8	0.0%	0.0%	35	8	35	8	0.0%	0.0%
			UNKNOWN-RESI	W3/F00	0	0	0	-									0	0	0	0	0.0%	0.0%						
			UNKNOWN-RESI	W4/F00	11.4	11.4	0	0.0%									28	5	28	5	0.0%	0.0%						
			UNKNOWN-RESI	W5/F00	10.2	10.2	0	0.0%									22	5	22	5	0.0%	0.0%						
	R3	RESIDENTIAL	UNKNOWN-RESI	W6/F00	22.1	21.8	0.3	1.4%	22.1	21.8	0.3	1.4%	99.2	99.2	0.0	0.0%	53	7	51	7	3.8%	0.0%	53	7	51	7	3.8%	0.0%
	R4	RESIDENTIAL	UNKNOWN-RESI	W7/F00	22.1	21.9	0.2	0.9%	22.1	21.9	0.2	0.9%	99.9	99.9	0.0	0.0%	59	11	58	11	1.7%	0.0%	59	11	58	11	1.7%	0.0%
	R5	RESIDENTIAL	UNKNOWN-RESI	W8/F00	21.8	21.6	0.2	0.9%	21.8	21.6	0.2	0.9%	100	100	0.0	0.0%	55	8	54	8	1.8%	0.0%	55	8	54	8	1.8%	0.0%
	R6	RESIDENTIAL	UNKNOWN-RESI	W9/F00	20.8	20.6	0.2	1.0%	20.8	20.6	0.2	1.0%	99.6	99.6	0.0	0.0%	50	5	49	5	2.0%	0.0%	50	5	49	5	2.0%	0.0%
F01	R1	RESIDENTIAL	UNKNOWN-RESI	W1/F01	25.8	25.2	0.6	2.3%	25.8	25.2	0.6	2.3%	99.7	99.7	0.0	0.0%	65	15	63	15	3.1%	0.0%	65	15	63	15	3.1%	0.0%
	R2	RESIDENTIAL	UNKNOWN-RESI	W2/F01	25.7	25.2	0.5	1.9%	25.7	25.2	0.5	1.9%	99.9	99.9	0.0	0.0%	65	15	63	15	3.1%	0.0%	65	15	63	15	3.1%	0.0%
	R3	RESIDENTIAL	UNKNOWN-RESI	W3/F01	25.2	24.9	0.3	1.2%	25.2	24.9	0.3	1.2%	99.5	99.3	0.0	0.1%	65	16	64	16	1.5%	0.0%	65	16	64	16	1.5%	0.0%
	R4	RESIDENTIAL	UNKNOWN-RESI	W4/F01	25.1	24.8	0.3	1.2%	25.1	24.8	0.3	1.2%	99.9	99.9	0.0	0.0%	64	14	63	14	1.6%	0.0%	64	14	63	14	1.6%	0.0%
	R5	RESIDENTIAL	UNKNOWN-RESI	W5/F01	24.7	24.4	0.3	1.2%	24.7	24.4	0.3	1.2%	100	99.9	0.0	0.0%	61	12	60	12	1.6%	0.0%	61	12	60	12	1.6%	0.0%
	R6	RESIDENTIAL	UNKNOWN-RESI	W6/F01	24.1	23.9	0.2	0.8%	24.1	23.9	0.2	0.8%	98.2	98.2	0.0	0.0%	58	12	57	12	1.7%	0.0%	58	12	57	12	1.7%	0.0%
F02	R1	RESIDENTIAL	UNKNOWN-RESI	W1/F02	30.5	30	0.5	1.6%	30.5	30	0.5	1.6%	99.3	99.3	0.0	0.0%	75	22	73	22	2.7%	0.0%	75	22	73	22	2.7%	0.0%
	R2	RESIDENTIAL	UNKNOWN-RESI	W2/F02	30.6	30.1	0.5	1.6%	30.6	30.1	0.5	1.6%	99.4	99.4	0.0	0.0%	76	24	75	24	1.3%	0.0%	76	24	75	24	1.3%	0.0%
	R3	RESIDENTIAL	UNKNOWN-RESI	W3/F02	30.3	29.9	0.4	1.3%	30.3	29.9	0.4	1.3%	99	99	0.0	0.0%	70	21	69	21	1.4%	0.0%	70	21	69	21	1.4%	0.0%
	R4	RESIDENTIAL	UNKNOWN-RESI	W4/F02	30.2	29.9	0.3	1.0%	30.2	29.9	0.3	1.0%	99.4	99.4	0.0	0.0%	74	21	72	21	2.7%	0.0%	74	21	72	21	2.7%	0.0%
	R5	RESIDENTIAL	UNKNOWN-RESI	W5/F02	29.9	29.6	0.3	1.0%	29.9	29.6	0.3	1.0%	99.7	99.7	0.0	0.0%	73	21	71	21	2.7%	0.0%	73	21	71	21	2.7%	0.0%

(1) KITCHEN SMALLER THAN 13m2

(2) INC\HZ = SKY COMPONENT (INCLINED\HORIZONTAL WINDOWS)

(3) SINGLE ASPECT ROOM DEEPER THAN 5m

					VSC (WINDOW)				VSC (ROOM)				NSL				APSH (WINDOW)						APSH (ROOM)					
FLOOR	ROOM	PROPERTY TYPE	ROOM USE	WINDOW	EX. %	PR. %	LOSS	LOSS %	EX. %	PR. %	LOSS	LOSS %	EX. %	PR. %	LOSS SQM	LOSS %	EX.		PR.		LOSS %		EX.		PR.		LOSS %	
																	ANNUAL	WINTER	ANNUAL	WINTER	ANNUAL	WINTER	ANNUAL	WINTER	ANNUAL	WINTER	ANNUAL	WINTER
	R6	RESIDENTIAL	UNKNOWN-RESI	W6/F02	29.7	29.4	0.3	1.0%	29.7	29.4	0.3	1.0%	99	99	0.0	0.0%	73	21	71	21	2.7%	0.0%	73	21	71	21	2.7%	0.0%
F03	R1	RESIDENTIAL	UNKNOWN-RESI	W1/F03	33	32.5	0.5	1.5%	33	32.5	0.5	1.5%	99.2	99.2	0.0	0.1%	78	25	77	25	1.3%	0.0%	78	25	77	25	1.3%	0.0%
	R2	RESIDENTIAL	UNKNOWN-RESI	W2/F03	33	32.6	0.4	1.2%	33	32.6	0.4	1.2%	99.4	99.4	0.0	0.0%	78	26	77	26	1.3%	0.0%	78	26	77	26	1.3%	0.0%
	R3	RESIDENTIAL	UNKNOWN-RESI	W3/F03	32.8	32.4	0.4	1.2%	32.8	32.4	0.4	1.2%	98.7	98.5	0.0	0.2%	74	25	73	25	1.4%	0.0%	74	25	73	25	1.4%	0.0%
	R4	RESIDENTIAL	UNKNOWN-RESI	W4/F03	32.8	32.4	0.4	1.2%	32.8	32.4	0.4	1.2%	99.4	99.4	0.0	0.0%	78	24	76	24	2.6%	0.0%	78	24	76	24	2.6%	0.0%
	R5	RESIDENTIAL	UNKNOWN-RESI	W5/F03	32.5	32.2	0.3	0.9%	32.5	32.2	0.3	0.9%	99.6	99.6	0.0	0.0%	78	24	76	24	2.6%	0.0%	78	24	76	24	2.6%	0.0%
	R6	RESIDENTIAL	UNKNOWN-RESI	W6/F03	32.3	32	0.3	0.9%	32.3	32	0.3	0.9%	99	98.9	0.0	0.0%	77	24	75	24	2.6%	0.0%	77	24	75	24	2.6%	0.0%
F04	R1	RESIDENTIAL	UNKNOWN-RESI	W2/F04	33.2	31.8	1.4	4.2%	33.2	31.8	1.4	4.2%	98.1	98.1	0.0	0.0%	N/A	N/A	N/A	N/A	N/A	N/A	N/A	N/A	N/A	N/A	N/A	N/A
	R2	RESIDENTIAL	UNKNOWN-RESI	W3/F04	32.9	31.5	1.4	4.3%	34	33.7	0.3	0.9%	100	100	0.0	0.0%	35	10	33	10	5.7%	0.0%	81	28	79	28	2.5%	0.0%
			UNKNOWN-RESI	W4/F04	34.1	33.9	0.2	0.6%									76	28	75	28	1.3%	0.0%						
SOUTHWARK CATHEDRAL ANNEX																												
F00	R1	RESIDENTIAL	RELIGIOUS	W1/F00	7.9	7.9	0	0.0%	12.5	12.5	0	0.0%	70.4	70.4	0.0	0.0%	16	2	16	2	0.0%	0.0%	17	2	17	2	0.0%	0.0%
			RELIGIOUS	W40/F00	17	17	0	0.0%										0		0	0.0%	0.0%						
	R2	RESIDENTIAL	RELIGIOUS	W2/F00	7.2	6.8	0.4	5.6%	18.2	18.2	0	0.0%	97.3	97	0.3	0.2%	14	4	13	3	7.1%	25.0%	42	8	40	6	4.8%	25.0%
			RELIGIOUS	W3/F00	5.5	5.2	0.3	5.5%									11	5	10	4	9.1%	20.0%						
			RELIGIOUS	W4/F00	4.7	4.3	0.4	8.5%									6	3	5	2	16.7%	33.3%						
			RELIGIOUS	W5/F00	4.6	4.3	0.3	6.5%									5	3	3	1	40.0%	66.7%						
			RELIGIOUS	W6/F00	5.4	5.3	0.1	1.9%									1	0	1	0	0.0%	0.0%						
			RELIGIOUS	W7/F00	19.9	19.9	0	0.0%									24	2	24	2	0.0%	0.0%						
			RELIGIOUS	W8/F00	22.3	22.3	0	0.0%									21	1	21	1	0.0%	0.0%						
			RELIGIOUS	W9/F00	23.1	23.1	0	0.0%									2		2		0.0%	0.0%						
			RELIGIOUS	W10/F00	23.1	23.1	0	0.0%									22	2	22	2	0.0%	0.0%						
			RELIGIOUS	W11/F00	23.8	23.8	0	0.0%									17	1	17	1	0.0%	0.0%						
			RELIGIOUS	W12/F00	24.9	24.9	0	0.0%									22	2	22	2	0.0%	0.0%						
			RELIGIOUS	W13/F00	18.8	18.8	0	0.0%									5	0	5	0	0.0%	0.0%						
			RELIGIOUS	W14/F00	19.8	19.8	0	0.0%									21	2	21	2	0.0%	0.0%						
			RELIGIOUS	W15/F00	22	22	0	0.0%									2		2		0.0%	0.0%						
			RELIGIOUS	W16/F00	22.7	22.7	0	0.0%									14	0	14	0	0.0%	0.0%						
			RELIGIOUS	W17/F00	22.8	22.8	0	0.0%									18	1	18	1	0.0%	0.0%						
			RELIGIOUS	W18/F00	23.5	23.5	0	0.0%									14	0	14	0	0.0%	0.0%						
			RELIGIOUS	W19/F00	19.4	19.4	0	0.0%									2	0	2	0	0.0%	0.0%						
			RELIGIOUS	W20/F00	24.3	24.3	0	0.0%									18	1	18	1	0.0%	0.0%						
			RELIGIOUS	W26/F00	19.4	19.4	0	0.0%									2		2		0.0%	0.0%						
			RELIGIOUS	W27/F00	22	22	0	0.0%									16	0	16	0	0.0%	0.0%						
			RELIGIOUS	W28/F00	22.2	22.2	0	0.0%									3	0	3	0	0.0%	0.0%						
			RELIGIOUS	W29/F00	22.8	22.8	0	0.0%									16	0	16	0	0.0%	0.0%						
			RELIGIOUS	W30/F00	23.1	23.1	0	0.0%									2	0	2	0	0.0%	0.0%						
			RELIGIOUS	W31/F00	19.2	19.2	0	0.0%									8	0	8	0	0.0%	0.0%						
			RELIGIOUS	W32/F00	23.9	23.9	0	0.0%									2		2		0.0%	0.0%						
			RELIGIOUS	W33/F00	18.1	18.1	0	0.0%									14	0	14	0	0.0%	0.0%						
			RELIGIOUS	W34/F00	20.8	20.8	0	0.0%									18	0	18	0	0.0%	0.0%						
SOUTHWARK CATHEDRAL ANNEX (CONTINUED)																												
			RELIGIOUS	W35/F00	21.1	21.1	0	0.0%									8	0	8	0	0.0%	0.0%						
			RELIGIOUS	W36/F00	22.2	22.2	0	0.0%									1		1		0.0%	0.0%						

(1) KITCHEN SMALLER THAN 13m2

(2) INC\HZ = SKY COMPONENT (INCLINED\HORIZONTAL WINDOWS)

(3) SINGLE ASPECT ROOM DEEPER THAN 5m

					VSC (WINDOW)				VSC (ROOM)				NSL				APSH (WINDOW)						APSH (ROOM)					
FLOOR	ROOM	PROPERTY TYPE	ROOM USE	WINDOW	EX. %	PR. %	LOSS	LOSS %	EX. %	PR. %	LOSS	LOSS %	EX. %	PR. %	LOSS SQM	LOSS %	EX.		PR.		LOSS %		EX.		PR.		LOSS %	
																	ANNUAL	WINTER	ANNUAL	WINTER	ANNUAL	WINTER	ANNUAL	WINTER	ANNUAL	WINTER	ANNUAL	WINTER
			RELIGIOUS	W37/F00	22.5	22.5	0	0.0%									10	0	10	0	0.0%	0.0%						
			RELIGIOUS	W38/F00	19.8	19.8	0	0.0%									5	0	5	0	0.0%	0.0%						
			RELIGIOUS	W39/F00	24.1	24.1	0	0.0%									13	0	13	0	0.0%	0.0%						
	R3	RESIDENTIAL	RELIGIOUS	W21/F00	16.3	16.3	0	0.0%	22	22	0	0.0%	100	100	0.0	0.0%	2	0	2	0	0.0%	0.0%	30	2	30	2	0.0%	0.0%
			RELIGIOUS	W22/F00	25.6	25.6	0	0.0%									11	0	11	0	0.0%	0.0%						
			RELIGIOUS	W23/F00	25.3	25.3	0	0.0%									22	1	22	1	0.0%	0.0%						
			RELIGIOUS	W24/F00	21.5	21.5	0	0.0%									29	2	29	2	0.0%	0.0%						
			RELIGIOUS	W25/F00	10.9	10.9	0	0.0%									23	0	23	0	0.0%	0.0%						
	R4 (3)	RESIDENTIAL	RELIGIOUS	W41/F00	21.9	21.9	0	0.0%	21.9	21.9	0	0.0%	81.5	81.5	0.0	0.0%	N/A	N/A	N/A	N/A	N/A	N/A	N/A	N/A	N/A	N/A	N/A	N/A
	R5	RESIDENTIAL	RELIGIOUS	W42/F00	17.8	17.8	0	0.0%	11.3	11.3	0	0.0%	99.6	99.6	0.0	0.0%	1	0	1	0	0.0%	0.0%	1	0	1	0	0.0%	0.0%
			RELIGIOUS	W43/F00	23.4	23.4	0	0.0%									0	0	0	0	0.0%	0.0%						
			RELIGIOUS	W44/F00	22.8	22.8	0	0.0%									0	0	0	0	0.0%	0.0%						
			RELIGIOUS	W45/F00	24.2	24.2	0	0.0%									0	0	0	0	0.0%	0.0%						
			RELIGIOUS	W46/F00	23.5	23.5	0	0.0%									0	0	0	0	0.0%	0.0%						
			RELIGIOUS	W47/F00	25.2	25.2	0	0.0%									0	0	0	0	0.0%	0.0%						
			RELIGIOUS	W48/F00	24.5	24.5	0	0.0%									1	0	1	0	0.0%	0.0%						
			RELIGIOUS	W49/F00	16.4	16.4	0	0.0%									0	0	0	0	0.0%	0.0%						
			RELIGIOUS	W50/F00	26.7	26.7	0	0.0%									1	0	1	0	0.0%	0.0%						
			RELIGIOUS	W131/F00	0.9	0.9	0	0.0%									1	0	1	0	0.0%	0.0%						
	R6	RESIDENTIAL	RELIGIOUS	W51/F00	25.4	25.4	0	0.0%	20.4	20.4	0	0.0%	95.8	95.8	0.0	0.0%	1	0	1	0	0.0%	0.0%	4	0	4	0	0.0%	0.0%
			RELIGIOUS	W52/F00	25.2	25.2	0	0.0%									0	0	0	0	0.0%	0.0%						
			RELIGIOUS	W53/F00	23.1	23.1	0	0.0%																				
			RELIGIOUS	W128/F00	3.9	3.9	0	0.0%									2	0	2	0	0.0%	0.0%						
			RELIGIOUS	W129/F00	4.1	4.1	0	0.0%									2	0	2	0	0.0%	0.0%						
			RELIGIOUS	W130/F00	2.1	2.1	0	0.0%									0	0	0	0	0.0%	0.0%						
	R7	RESIDENTIAL	RELIGIOUS	W54/F00	18.4	18.4	0	0.0%	20.9	20.9	0	0.0%	86.6	86.6	0.0	0.0%	N/A	N/A	N/A	N/A	N/A	N/A	N/A	N/A	N/A	N/A	N/A	N/A
			RELIGIOUS	W55/F00	19.4	19.4	0	0.0%									N/A	N/A	N/A	N/A	N/A	N/A						
			RELIGIOUS	W56/F00	19.6	19.6	0	0.0%									N/A	N/A	N/A	N/A	N/A	N/A						
			RELIGIOUS	W57/F00	20.2	20.2	0	0.0%									N/A	N/A	N/A	N/A	N/A	N/A						
SOUTHWARK CATHEDRAL ANNEX (CONTINUED)																												
			RELIGIOUS	W58/F00	20.9	20.9	0	0.0%									N/A	N/A	N/A	N/A	N/A	N/A						
			RELIGIOUS	W59/F00	21.4	21.4	0	0.0%									N/A	N/A	N/A	N/A	N/A	N/A						
			RELIGIOUS	W60/F00	21.7	21.7	0	0.0%									N/A	N/A	N/A	N/A	N/A	N/A						
			RELIGIOUS	W61/F00	22.9	22.9	0	0.0%									N/A	N/A	N/A	N/A	N/A	N/A						
			RELIGIOUS	W62/F00	23.6	23.6	0	0.0%									N/A	N/A	N/A	N/A	N/A	N/A						
	R8	RESIDENTIAL	RELIGIOUS	W63/F00	16.3	16.3	0	0.0%	18.9	18.9	0	0.0%	97.5	97.5	0.0	0.0%	25	0	25	0	0.0%	0.0%	36	1	36	1	0.0%	0.0%
			RELIGIOUS	W64/F00	16.7	16.7	0	0.0%									28	0	28	0	0.0%	0.0%						
			RELIGIOUS	W65/F00	17	17	0	0.0%									29	0	29	0	0.0%	0.0%						
			RELIGIOUS	W66/F00	17.4	17.4	0	0.0%									29	0	29	0	0.0%	0.0%						
			RELIGIOUS	W67/F00	17.8	17.8	0	0.0%									31	0	31	0	0.0%	0.0%						
			RELIGIOUS	W68/F00	18.3	18.3	0	0.0%									32	0	32	0	0.0%	0.0%						
			RELIGIOUS	W69/F00	18.7	18.7	0	0.0%									33	1	33	1	0.0%	0.0%						
			RELIGIOUS	W70/F00	19	19	0	0.0%									33	1	33	1	0.0%	0.0%						
			RELIGIOUS	W71/F00	19.2	19.2	0	0.0%									35	1	35	1	0.0%	0.0%						
			RELIGIOUS	W72/F00	20.3	20.3	0	0.0%																				

(1) KITCHEN SMALLER THAN 13m2

(2) INC\HZ = SKY COMPONENT (INCLINED\HORIZONTAL WINDOWS)

(3) SINGLE ASPECT ROOM DEEPER THAN 5m

					VSC (WINDOW)				VSC (ROOM)				NSL				APSH (WINDOW)						APSH (ROOM)					
FLOOR	ROOM	PROPERTY TYPE	ROOM USE	WINDOW	EX. %	PR. %	LOSS	LOSS %	EX. %	PR. %	LOSS	LOSS %	EX. %	PR. %	LOSS SQM	LOSS %	EX.		PR.		LOSS %		EX.		PR.		LOSS %	
																	ANNUAL	WINTER	ANNUAL	WINTER	ANNUAL	WINTER	ANNUAL	WINTER	ANNUAL	WINTER	ANNUAL	WINTER
			RELIGIOUS	W73/F00	21.6	21.6	0	0.0%									4	0	4	0	0.0%	0.0%						
			RELIGIOUS	W74/F00	19.1	19.1	0	0.0%									4	0	4	0	0.0%	0.0%						
			RELIGIOUS	W75/F00	18.4	18.4	0	0.0%									4	0	4	0	0.0%	0.0%						
			RELIGIOUS	W76/F00	17.9	17.9	0	0.0%									4	0	4	0	0.0%	0.0%						
			RELIGIOUS	W77/F00	23.2	23.2	0	0.0%									4	0	4	0	0.0%	0.0%						
			RELIGIOUS	W78/F00	21.6	21.6	0	0.0%									4	0	4	0	0.0%	0.0%						
			RELIGIOUS	W79/F00	22.8	22.8	0	0.0%									5	0	5	0	0.0%	0.0%						
			RELIGIOUS	W80/F00	22.6	22.6	0	0.0%									5	0	5	0	0.0%	0.0%						
			RELIGIOUS	W81/F00	21.4	21.4	0	0.0%									4	0	4	0	0.0%	0.0%						
			RELIGIOUS	W82/F00	22.4	22.4	0	0.0%									4	0	4	0	0.0%	0.0%						
			RELIGIOUS	W83/F00	21.6	21.6	0	0.0%									4	0	4	0	0.0%	0.0%						
			RELIGIOUS	W84/F00	20.9	20.9	0	0.0%									4	0	4	0	0.0%	0.0%						
			RELIGIOUS	W85/F00	18.3	18.3	0	0.0%									0	0	0	0	0.0%	0.0%						
			RELIGIOUS	W86/F00	13.1	13.1	0	0.0%									0	0	0	0	0.0%	0.0%						
			RELIGIOUS	W87/F00	13.6	13.6	0	0.0%									0	0	0	0	0.0%	0.0%						
			RELIGIOUS	W88/F00	9.5	9.5	0	0.0%									0	0	0	0	0.0%	0.0%						
SOUTHWARK CATHEDRAL ANNEX (CONTINUED)																												
			RELIGIOUS	W89/F00	10.2	10.2	0	0.0%									0	0	0	0	0.0%	0.0%						
			RELIGIOUS	W90/F00	17.4	17.4	0	0.0%									0	0	0	0	0.0%	0.0%						
	R9	RESIDENTIAL	RELIGIOUS	W91/F00	18	18	0	0.0%	15.1	15.1	0	0.0%	84.2	84.2	0.0	0.0%	1	0	1	0	0.0%	0.0%	31	4	31	4	0.0%	0.0%
			RELIGIOUS	W92/F00	12.4	12.4	0	0.0%									0	0	0	0	0.0%	0.0%						
			RELIGIOUS	W93/F00	13	13	0	0.0%									4	0	4	0	0.0%	0.0%						
			RELIGIOUS	W94/F00	9.3	9.3	0	0.0%									0	0	0	0	0.0%	0.0%						
			RELIGIOUS	W95/F00	10	10	0	0.0%									0	0	0	0	0.0%	0.0%						
			RELIGIOUS	W96/F00	15.9	15.9	0	0.0%									0	0	0	0	0.0%	0.0%						
			RELIGIOUS	W97/F00	18.4	18.4	0	0.0%									5	0	5	0	0.0%	0.0%						
			RELIGIOUS	W98/F00	19.7	19.7	0	0.0%									0	0	0	0	0.0%	0.0%						
			RELIGIOUS	W99/F00	17.7	17.7	0	0.0%									5	0	5	0	0.0%	0.0%						
			RELIGIOUS	W100/F00	18.6	18.6	0	0.0%									0	0	0	0	0.0%	0.0%						
			RELIGIOUS	W101/F00	19.6	19.6	0	0.0%									5	0	5	0	0.0%	0.0%						
			RELIGIOUS	W102/F00	18.1	18.1	0	0.0%									0	0	0	0	0.0%	0.0%						
			RELIGIOUS	W103/F00	19.4	19.4	0	0.0%									5	0	5	0	0.0%	0.0%						
			RELIGIOUS	W104/F00	19.1	19.1	0	0.0%									0	0	0	0	0.0%	0.0%						
			RELIGIOUS	W105/F00	9	9	0	0.0%									0	0	0	0	0.0%	0.0%						
			RELIGIOUS	W106/F00	10.7	10.7	0	0.0%									0	0	0	0	0.0%	0.0%						
			RELIGIOUS	W107/F00	12.2	12.2	0	0.0%									0	0	0	0	0.0%	0.0%						
			RELIGIOUS	W108/F00	0.2	0.2	0	0.0%									0	0	0	0	0.0%	0.0%						
			RELIGIOUS	W109/F00	12.4	12.4	0	0.0%									0	0	0	0	0.0%	0.0%						
			RELIGIOUS	W110/F00	14.3	14.3	0	0.0%									0	0	0	0	0.0%	0.0%						
			RELIGIOUS	W111/F00	10.6	10.6	0	0.0%									0	0	0	0	0.0%	0.0%						
			RELIGIOUS	W112/F00	14.7	14.7	0	0.0%									0	0	0	0	0.0%	0.0%						
			RELIGIOUS	W113/F00	15.1	15.1	0	0.0%									25	4	25	4	0.0%	0.0%						
			RELIGIOUS	W114/F00	15.2	15.2	0	0.0%									23	4	23	4	0.0%	0.0%						
			RELIGIOUS	W115/F00	14.4	14.4	0	0.0%									20	4	20	4	0.0%	0.0%						
			RELIGIOUS	W116/F00	15.9	15.9	0	0.0%									23	4	23	4	0.0%	0.0%						

(1) KITCHEN SMALLER THAN 13m2

(2) INC\HZ = SKY COMPONENT (INCLINED\HORIZONTAL WINDOWS)

(3) SINGLE ASPECT ROOM DEEPER THAN 5m

					VSC (WINDOW)				VSC (ROOM)				NSL				APSH (WINDOW)						APSH (ROOM)					
FLOOR	ROOM	PROPERTY TYPE	ROOM USE	WINDOW	EX. %	PR. %	LOSS	LOSS %	EX. %	PR. %	LOSS	LOSS %	EX. %	PR. %	LOSS SQM	LOSS %	EX.		PR.		LOSS %		EX.		PR.		LOSS %	
																	ANNUAL	WINTER	ANNUAL	WINTER	ANNUAL	WINTER	ANNUAL	WINTER	ANNUAL	WINTER	ANNUAL	WINTER
	R10	RESIDENTIAL	RELIGIOUS	W117/F00	13.1	13.1	0	0.0%	14.1	14.1	0	0.0%	46.2	46.2	0.0	0.0%	N/A	N/A	N/A	N/A	N/A	N/A	N/A	N/A	N/A	N/A	N/A	N/A
			RELIGIOUS	W118/F00	14.8	14.8	0	0.0%									N/A	N/A	N/A	N/A	N/A	N/A						
			RELIGIOUS	W119/F00	13.5	13.5	0	0.0%									N/A	N/A	N/A	N/A	N/A	N/A						
SOUTHWARK CATHEDRAL ANNEX (CONTINUED)																												
			RELIGIOUS	W120/F00	15.1	15.1	0	0.0%									N/A	N/A	N/A	N/A	N/A	N/A						
			RELIGIOUS	W121/F00	14.5	14.5	0	0.0%									N/A	N/A	N/A	N/A	N/A	N/A						
			RELIGIOUS	W122/F00	13.8	13.8	0	0.0%									N/A	N/A	N/A	N/A	N/A	N/A						
			RELIGIOUS	W123/F00	15	15	0	0.0%									N/A	N/A	N/A	N/A	N/A	N/A						
			RELIGIOUS	W124/F00	12.9	12.9	0	0.0%									N/A	N/A	N/A	N/A	N/A	N/A						
			RELIGIOUS	W125/F00	13	13	0	0.0%									N/A	N/A	N/A	N/A	N/A	N/A						
	R11	RESIDENTIAL	RELIGIOUS	W126/F00	13.3	13.3	0	0.0%	13.3	13.3	0	0.0%	25.3	25.3	0.0	0.0%	N/A	N/A	N/A	N/A	N/A	N/A	N/A	N/A	N/A	N/A	N/A	N/A
			RELIGIOUS	W127/F00	13.3	13.3	0	0.0%									N/A	N/A	N/A	N/A	N/A	N/A						
	R12	RESIDENTIAL	RELIGIOUS	W132/F00	4.7	4.7	0	0.0%	9.5	9.5	0	0.0%	78.7	78.7	0.0	0.0%	N/A	N/A	N/A	N/A	N/A	N/A	N/A	N/A	N/A	N/A	N/A	N/A
			RELIGIOUS	W133/F00	6.4	6.4	0	0.0%									N/A	N/A	N/A	N/A	N/A	N/A						
			RELIGIOUS	W134/F00	7	7	0	0.0%									N/A	N/A	N/A	N/A	N/A	N/A						
			RELIGIOUS	W135/F00	6.7	6.7	0	0.0%									N/A	N/A	N/A	N/A	N/A	N/A						
			RELIGIOUS	W136/F00	5.5	5.5	0	0.0%									N/A	N/A	N/A	N/A	N/A	N/A						
			RELIGIOUS	W137/F00	5.9	5.9	0	0.0%									N/A	N/A	N/A	N/A	N/A	N/A						
			RELIGIOUS	W138/F00	6.5	6.5	0	0.0%									N/A	N/A	N/A	N/A	N/A	N/A						
			RELIGIOUS	W139/F00	7	7	0	0.0%									N/A	N/A	N/A	N/A	N/A	N/A						
			RELIGIOUS	W140/F00	6.6	6.6	0	0.0%									N/A	N/A	N/A	N/A	N/A	N/A						
			RELIGIOUS	W141/F00	6.1	6.1	0	0.0%									N/A	N/A	N/A	N/A	N/A	N/A						
			RELIGIOUS	W142/F00	4.4	4.4	0	0.0%									N/A	N/A	N/A	N/A	N/A	N/A						
			RELIGIOUS	W143/F00	4.5	4.5	0	0.0%									N/A	N/A	N/A	N/A	N/A	N/A						
			RELIGIOUS	W144/F00	4.5	4.5	0	0.0%									N/A	N/A	N/A	N/A	N/A	N/A						
			RELIGIOUS	W145/F00	4.6	4.6	0	0.0%									N/A	N/A	N/A	N/A	N/A	N/A						
			RELIGIOUS	W146/F00	6.7	6.7	0	0.0%									N/A	N/A	N/A	N/A	N/A	N/A						
			RELIGIOUS	W147/F00	7.4	7.4	0	0.0%									N/A	N/A	N/A	N/A	N/A	N/A						
			RELIGIOUS	W148/F00	7.8	7.8	0	0.0%									N/A	N/A	N/A	N/A	N/A	N/A						
			RELIGIOUS	W149/F00	7.4	7.4	0	0.0%									N/A	N/A	N/A	N/A	N/A	N/A						
			RELIGIOUS	W150/F00	6.9	6.9	0	0.0%									N/A	N/A	N/A	N/A	N/A	N/A						
			RELIGIOUS	W151/F00	7	7	0	0.0%									N/A	N/A	N/A	N/A	N/A	N/A						
			RELIGIOUS	W152/F00	7.6	7.6	0	0.0%									N/A	N/A	N/A	N/A	N/A	N/A						
			RELIGIOUS	W153/F00	8.1	8.1	0	0.0%									N/A	N/A	N/A	N/A	N/A	N/A						
			RELIGIOUS	W154/F00	7.6	7.6	0	0.0%									N/A	N/A	N/A	N/A	N/A	N/A						
SOUTHWARK CATHEDRAL ANNEX (CONTINUED)																												
			RELIGIOUS	W155/F00	6.9	6.9	0	0.0%									N/A	N/A	N/A	N/A	N/A	N/A						
			RELIGIOUS	W156/F00	6	6	0	0.0%									N/A	N/A	N/A	N/A	N/A	N/A						
			RELIGIOUS	W157/F00	6.3	6.3	0	0.0%									N/A	N/A	N/A	N/A	N/A	N/A						
			RELIGIOUS	W158/F00	6.2	6.2	0	0.0%									N/A	N/A	N/A	N/A	N/A	N/A						
			RELIGIOUS	W159/F00	5.4	5.4	0	0.0%									N/A	N/A	N/A	N/A	N/A	N/A						
			RELIGIOUS	W160/F00	4.4	4.4	0	0.0%									N/A	N/A	N/A	N/A	N/A	N/A						
			RELIGIOUS	W161/F00	14.3	14.3	0	0.0%									N/A	N/A	N/A	N/A	N/A	N/A						
			RELIGIOUS	W162/F00	14.1	14.1	0	0.0%									N/A	N/A	N/A	N/A	N/A	N/A						
			RELIGIOUS	W163/F00	13.8	13.8	0	0.0%									N/A	N/A	N/A	N/A	N/A	N/A						

(1) KITCHEN SMALLER THAN 13m2

(2) INC\HZ = SKY COMPONENT (INCLINED\HORIZONTAL WINDOWS)

(3) SINGLE ASPECT ROOM DEEPER THAN 5m

					VSC (WINDOW)				VSC (ROOM)				NSL				APSH (WINDOW)						APSH (ROOM)					
FLOOR	ROOM	PROPERTY TYPE	ROOM USE	WINDOW	EX. %	PR. %	LOSS	LOSS %	EX. %	PR. %	LOSS	LOSS %	EX. %	PR. %	LOSS SQM	LOSS %	EX.		PR.		LOSS %		EX.		PR.		LOSS %	
																	ANNUAL	WINTER	ANNUAL	WINTER	ANNUAL	WINTER	ANNUAL	WINTER	ANNUAL	WINTER	ANNUAL	WINTER
			RELIGIOUS	W164/F00	13.5	13.5	0	0.0%									N/A	N/A	N/A	N/A	N/A	N/A						
			RELIGIOUS	W165/F00	13.1	13.1	0	0.0%									N/A	N/A	N/A	N/A	N/A	N/A						
			RELIGIOUS	W166/F00	12.8	12.8	0	0.0%									N/A	N/A	N/A	N/A	N/A	N/A						
			RELIGIOUS	W167/F00	19.8	19.8	0	0.0%									N/A	N/A	N/A	N/A	N/A	N/A						
			RELIGIOUS	W168/F00	19.8	19.8	0	0.0%									N/A	N/A	N/A	N/A	N/A	N/A						
			RELIGIOUS	W169/F00	19.7	19.7	0	0.0%									N/A	N/A	N/A	N/A	N/A	N/A						
			RELIGIOUS	W170/F00	19.4	19.4	0	0.0%									N/A	N/A	N/A	N/A	N/A	N/A						
			RELIGIOUS	W171/F00	18.9	18.9	0	0.0%									N/A	N/A	N/A	N/A	N/A	N/A						
			RELIGIOUS	W172/F00	18.4	18.4	0	0.0%									N/A	N/A	N/A	N/A	N/A	N/A						
			RELIGIOUS	W173/F00	16	16	0	0.0%									N/A	N/A	N/A	N/A	N/A	N/A						
			RELIGIOUS	W174/F00	15.9	15.9	0	0.0%									N/A	N/A	N/A	N/A	N/A	N/A						
			RELIGIOUS	W175/F00	15.7	15.7	0	0.0%									N/A	N/A	N/A	N/A	N/A	N/A						
			RELIGIOUS	W176/F00	15.4	15.4	0	0.0%									N/A	N/A	N/A	N/A	N/A	N/A						
			RELIGIOUS	W177/F00	15	15	0	0.0%									N/A	N/A	N/A	N/A	N/A	N/A						
			RELIGIOUS	W178/F00	14.8	14.8	0	0.0%									N/A	N/A	N/A	N/A	N/A	N/A						
			RELIGIOUS	W179/F00	13.5	13.5	0	0.0%									N/A	N/A	N/A	N/A	N/A	N/A						
			RELIGIOUS	W180/F00	13.3	13.3	0	0.0%									N/A	N/A	N/A	N/A	N/A	N/A						
			RELIGIOUS	W181/F00	13.2	13.2	0	0.0%									N/A	N/A	N/A	N/A	N/A	N/A						
			RELIGIOUS	W182/F00	12.9	12.9	0	0.0%									N/A	N/A	N/A	N/A	N/A	N/A						
			RELIGIOUS	W183/F00	12.4	12.4	0	0.0%									N/A	N/A	N/A	N/A	N/A	N/A						
			RELIGIOUS	W184/F00	12	12	0	0.0%									N/A	N/A	N/A	N/A	N/A	N/A						
F01	R1	RESIDENTIAL	RELIGIOUS	W1/F01	12	11.6	0.4	3.3%	19.2	19	0.2	1.0%	97.9	97.9	0.0	0.0%	27	7	25	5	7.4%	28.6%	38	7	36	5	5.3%	28.6%
SOUTHWARK CATHEDRAL ANNEX (CONTINUED)																												
			RELIGIOUS	W28/F01	25.8	25.8	0	0.0%									11	0	11	0	0.0%	0.0%						
	R2	RESIDENTIAL	RELIGIOUS	W2/F01	10.2	9.6	0.6	5.9%	20.6	20.5	0.1	0.5%	98.3	98.3	0.0	0.0%	24	9	20	5	16.7%	44.4%	63	15	60	12	4.8%	20.0%
			RELIGIOUS	W3/F01	11.1	10.4	0.7	6.3%									25	10	22	7	12.0%	30.0%						
			RELIGIOUS	W4/F01	8.8	8.1	0.7	8.0%									23	10	21	8	8.7%	20.0%						
			RELIGIOUS	W5/F01	9.8	9	0.8	8.2%									23	10	21	8	8.7%	20.0%						
			RELIGIOUS	W6/F01	8.1	7.4	0.7	8.6%									19	8	17	6	10.5%	25.0%						
			RELIGIOUS	W7/F01	9.1	8.3	0.8	8.8%									20	9	17	6	15.0%	33.3%						
			RELIGIOUS	W8/F01	8	7.4	0.6	7.5%									19	8	16	5	15.8%	37.5%						
			RELIGIOUS	W9/F01	9	8.4	0.6	6.7%									19	8	16	5	15.8%	37.5%						
			RELIGIOUS	W10/F01	9	8.6	0.4	4.4%									17	6	16	5	5.9%	16.7%						
			RELIGIOUS	W11/F01	10	9.6	0.4	4.0%									18	7	17	6	5.6%	14.3%						
			RELIGIOUS	W12/F01	10.8	10.8	0	0.0%									8	0	8	0	0.0%	0.0%						
			RELIGIOUS	W13/F01	22.6	22.6	0	0.0%									9	0	9	0	0.0%	0.0%						
			RELIGIOUS	W14/F01	24.2	24.2	0	0.0%									11	1	11	1	0.0%	0.0%						
			RELIGIOUS	W15/F01	28	28	0	0.0%									28	3	28	3	0.0%	0.0%						
			RELIGIOUS	W16/F01	29	29	0	0.0%									28	3	28	3	0.0%	0.0%						
			RELIGIOUS	W17/F01	27.8	27.8	0	0.0%									28	3	28	3	0.0%	0.0%						
			RELIGIOUS	W18/F01	29.1	29.1	0	0.0%									29	3	29	3	0.0%	0.0%						
			RELIGIOUS	W19/F01	23.6	23.6	0	0.0%									9	0	9	0	0.0%	0.0%						
			RELIGIOUS	W20/F01	29	29	0	0.0%									12	0	12	0	0.0%	0.0%						
			RELIGIOUS	W21/F01	28.3	28.3	0	0.0%									27	3	27	3	0.0%	0.0%						
			RELIGIOUS	W22/F01	25.9	25.6	0.3	1.2%									44	7	43	6	2.3%	14.3%						

(1) KITCHEN SMALLER THAN 13m2

(2) INC\HZ = SKY COMPONENT (INCLINED\HORIZONTAL WINDOWS)

(3) SINGLE ASPECT ROOM DEEPER THAN 5m

					VSC (WINDOW)				VSC (ROOM)				NSL				APSH (WINDOW)						APSH (ROOM)					
FLOOR	ROOM	PROPERTY TYPE	ROOM USE	WINDOW	EX. %	PR. %	LOSS	LOSS %	EX. %	PR. %	LOSS	LOSS %	EX. %	PR. %	LOSS SQM	LOSS %	EX.		PR.		LOSS %		EX.		PR.		LOSS %	
																	ANNUAL	WINTER	ANNUAL	WINTER	ANNUAL	WINTER	ANNUAL	WINTER	ANNUAL	WINTER	ANNUAL	WINTER
			RELIGIOUS	W23/F01	18.5	18.5	0	0.0%									42	4	42	4	0.0%	0.0%						
			RELIGIOUS	W24/F01	26.4	26.4	0	0.0%									22	0	22	0	0.0%	0.0%						
			RELIGIOUS	W25/F01	28.5	28.5	0	0.0%									22	0	22	0	0.0%	0.0%						
			RELIGIOUS	W26/F01	27	27	0	0.0%									17	0	17	0	0.0%	0.0%						
			RELIGIOUS	W27/F01	28.1	28.1	0	0.0%									13	0	13	0	0.0%	0.0%						
	R3	RESIDENTIAL	RELIGIOUS	W29/F01	24.4	24.4	0	0.0%	15.4	15.4	0	0.0%	98.8	98.8	0.0	0.0%		0		0	0.0%	0.0%	31	2	31	2	0.0%	0.0%
			RELIGIOUS	W30/F01	27.3	27.3	0	0.0%									5	0	5	0	0.0%	0.0%						
			RELIGIOUS	W31/F01	27.9	27.9	0	0.0%									1	0	1	0	0.0%	0.0%						
			RELIGIOUS	W60/F01	3.5	3.5	0	0.0%									18	2	18	2	0.0%	0.0%						
SOUTHWARK CATHEDRAL ANNEX (CONTINUED)																												
			RELIGIOUS	W61/F01	5.6	5.6	0	0.0%									23	1	23	1	0.0%	0.0%						
			RELIGIOUS	W62/F01	8.5	8.5	0	0.0%									26	1	26	1	0.0%	0.0%						
	R4	RESIDENTIAL	RELIGIOUS	W32/F01	28.2	28.2	0	0.0%	45.9	45.9	0	0.0%	100	100	0.0	0.0%		0		0	0.0%	0.0%	46	4	46	4	0.0%	0.0%
			RELIGIOUS	W55/F01	2.7	2.7	0	0.0%									15	2	15	2	0.0%	0.0%						
			RELIGIOUS	W56/F01 / INC (2)	65.5	65.5	0	0.0%									24	0	24	0	0.0%	0.0%						
			RELIGIOUS	W57/F01 / INC (2)	59.5	59.5	0	0.0%									26	2	26	2	0.0%	0.0%						
			RELIGIOUS	W58/F01 / INC (2)	65.7	65.7	0	0.0%									23	2	23	2	0.0%	0.0%						
			RELIGIOUS	W59/F01 / INC (2)	81.9	81.8	0.1	0.1%									11		11		0.0%	0.0%						
	R5	RESIDENTIAL	RELIGIOUS	W33/F01	28.3	28.3	0	0.0%	17.5	17.5	0	0.0%	99	99	0.0	0.0%	0	0	0	0	0.0%	0.0%	41	2	41	2	0.0%	0.0%
			RELIGIOUS	W34/F01	28.6	28.6	0	0.0%									5	0	5	0	0.0%	0.0%						
			RELIGIOUS	W35/F01	28.6	28.6	0	0.0%									3	0	3	0	0.0%	0.0%						
			RELIGIOUS	W36/F01	28.4	28.4	0	0.0%									1		1		0.0%	0.0%						
			RELIGIOUS	W37/F01	28.1	28.1	0	0.0%									4	0	4	0	0.0%	0.0%						
			RELIGIOUS	W50/F01	11.1	11.1	0	0.0%									26	0	26	0	0.0%	0.0%						
			RELIGIOUS	W51/F01	10.5	10.5	0	0.0%									25	0	25	0	0.0%	0.0%						
			RELIGIOUS	W52/F01	9.5	9.5	0	0.0%									25	1	25	1	0.0%	0.0%						
			RELIGIOUS	W53/F01	6.2	6.2	0	0.0%									18	2	18	2	0.0%	0.0%						
			RELIGIOUS	W54/F01	3.3	3.3	0	0.0%									16	2	16	2	0.0%	0.0%						
	R6	RESIDENTIAL	RELIGIOUS	W38/F01	26.8	26.8	0	0.0%	22.3	22.3	0	0.0%	83.1	83.1	0.0	0.0%	25	1	25	1	0.0%	0.0%	62	5	62	5	0.0%	0.0%
			RELIGIOUS	W39/F01	25.3	25.3	0	0.0%									5	0	5	0	0.0%	0.0%						
			RELIGIOUS	W40/F01	25.2	25.2	0	0.0%									9	0	9	0	0.0%	0.0%						
			RELIGIOUS	W41/F01	24.7	24.7	0	0.0%									7	0	7	0	0.0%	0.0%						
			RELIGIOUS	W42/F01	22.3	22.3	0	0.0%									16	2	16	2	0.0%	0.0%						
			RELIGIOUS	W43/F01	22.2	22.2	0	0.0%									28	1	28	1	0.0%	0.0%						
			RELIGIOUS	W44/F01	18.3	18.3	0	0.0%									47	3	47	3	0.0%	0.0%						
			RELIGIOUS	W45/F01	18.3	18.3	0	0.0%									48	3	48	3	0.0%	0.0%						
			RELIGIOUS	W46/F01	18	18	0	0.0%									47	3	47	3	0.0%	0.0%						
			RELIGIOUS	W47/F01	20.7	20.7	0	0.0%									40	2	40	2	0.0%	0.0%						
	R7	RESIDENTIAL	RELIGIOUS	W48/F01	18.9	18.9	0	0.0%	18.6	18.6	0	0.0%	32.4	32.4	0.0	0.0%	N/A	N/A	N/A	N/A	N/A	N/A	N/A	N/A	N/A	N/A	N/A	N/A
			RELIGIOUS	W49/F01	18.4	18.4	0	0.0%									14	1	14	1	0.0%	0.0%						
SOUTHWARK CATHEDRAL																												
F00	R1	RESIDENTIAL	RELIGIOUS	W1/F00	29.7	28.2	1.5	5.1%	26.9	26	0.9	3.3%	97.1	97.1	0.1	0.0%	57	22	54	19	5.3%	13.6%	97	28	97	28	0.0%	0.0%
			RELIGIOUS	W2/F00	29.4	27.5	1.9	6.5%									56	22	53	19	5.4%	13.6%						
			RELIGIOUS	W3/F00	30.8	28.8	2	6.5%									60	22	57	19	5.0%	13.6%						

(1) KITCHEN SMALLER THAN 13m2

(2) INC\HZ = SKY COMPONENT (INCLINED\HORIZONTAL WINDOWS)

(3) SINGLE ASPECT ROOM DEEPER THAN 5m

					VSC (WINDOW)				VSC (ROOM)				NSL				APSH (WINDOW)						APSH (ROOM)					
FLOOR	ROOM	PROPERTY TYPE	ROOM USE	WINDOW	EX. %	PR. %	LOSS %	LOSS %	EX. %	PR. %	LOSS %	LOSS %	EX. %	PR. %	LOSS SQM	LOSS %	EX.		PR.		LOSS %		EX.		PR.		LOSS %	
																	ANNUAL	WINTER	ANNUAL	WINTER	ANNUAL	WINTER	ANNUAL	WINTER	ANNUAL	WINTER	ANNUAL	WINTER
			RELIGIOUS	W4/F00	30.3	28.3	2	6.6%									58	22	55	19	5.2%	13.6%						
			RELIGIOUS	W5/F00	25.8	25.6	0.2	0.8%									49	19	48	18	2.0%	5.3%						
			RELIGIOUS	W6/F00	32.8	31.5	1.3	4.0%									64	19	63	18	1.6%	5.3%						
			RELIGIOUS	W7/F00	34.1	32.4	1.7	5.0%									71	22	69	20	2.8%	9.1%						
			RELIGIOUS	W8/F00	34.2	32.8	1.4	4.1%									73	23	71	21	2.7%	8.7%						
			RELIGIOUS	W9/F00	34	32.1	1.9	5.6%									72	22	69	19	4.2%	13.6%						
			RELIGIOUS	W10/F00	33	31.9	1.1	3.3%									68	19	65	16	4.4%	15.8%						
			RELIGIOUS	W11/F00	31	30.5	0.5	1.6%									64	18	62	16	3.1%	11.1%						
			RELIGIOUS	W12/F00	26.2	26.2	0	0.0%									48	12	48	12	0.0%	0.0%						
			RELIGIOUS	W13/F00	23.4	23.4	0	0.0%									34	10	34	10	0.0%	0.0%						
			RELIGIOUS	W14/F00	30.5	30.5	0	0.0%									57	7	57	7	0.0%	0.0%						
			RELIGIOUS	W15/F00	32.6	32.6	0	0.0%									31	6	31	6	0.0%	0.0%						
			RELIGIOUS	W16/F00	36.3	33.4	2.9	8.0%									75	26	70	21	6.7%	19.2%						
			RELIGIOUS	W17/F00	27.1	24.8	2.3	8.5%									41	10	35	4	14.6%	60.0%						
			RELIGIOUS	W18/F00	24.8	22.7	2.1	8.5%									45	13	39	7	13.3%	46.2%						
			RELIGIOUS	W19/F00	17.9	15.9	2	11.2%									43	13	37	7	14.0%	46.2%						
			RELIGIOUS	W20/F00	16.3	13.9	2.4	14.7%									40	16	33	9	17.5%	43.8%						
			RELIGIOUS	W21/F00	26.2	23.8	2.4	9.2%									59	21	52	14	11.9%	33.3%						
			RELIGIOUS	W22/F00	24.2	21.5	2.7	11.2%									53	22	45	14	15.1%	36.4%						
			RELIGIOUS	W23/F00	23.2	21.9	1.3	5.6%									43	16	39	12	9.3%	25.0%						
			RELIGIOUS	W24/F00	18.1	16.3	1.8	9.9%									34	14	29	9	14.7%	35.7%						
			RELIGIOUS	W25/F00	20.8	18.1	2.7	13.0%									42	14	38	10	9.5%	28.6%						
			RELIGIOUS	W26/F00	27.3	25.2	2.1	7.7%									54	13	52	11	3.7%	15.4%						
			RELIGIOUS	W27/F00	25.9	25.7	0.2	0.8%									55	12	55	12	0.0%	0.0%						
			RELIGIOUS	W28/F00	22.8	20.2	2.6	11.4%									46	17	42	13	8.7%	23.5%						
			RELIGIOUS	W29/F00	28.9	25.8	3.1	10.7%									60	20	54	14	10.0%	30.0%						
			RELIGIOUS	W30/F00	30.9	28.1	2.8	9.1%									63	19	58	14	7.9%	26.3%						
			RELIGIOUS	W31/F00	32.2	29.2	3	9.3%									66	22	61	17	7.6%	22.7%						
SOUTHWARK CATHEDRAL (CONTINUED)																												
			RELIGIOUS	W32/F00	33.3	29.6	3.7	11.1%									68	23	62	17	8.8%	26.1%						
			RELIGIOUS	W33/F00	22.9	22.2	0.7	3.1%									31	3	30	2	3.2%	33.3%						
			RELIGIOUS	W34/F00	23	22	1	4.3%									36	6	32	2	11.1%	66.7%						
			RELIGIOUS	W35/F00	22.1	21.5	0.6	2.7%									36	7	32	3	11.1%	57.1%						
			RELIGIOUS	W36/F00	20.7	19.9	0.8	3.9%									35	8	31	4	11.4%	50.0%						
			RELIGIOUS	W37/F00	26.4	25	1.4	5.3%									43	10	38	5	11.6%	50.0%						
			RELIGIOUS	W38/F00	26.3	24.7	1.6	6.1%									46	11	38	3	17.4%	72.7%						
			RELIGIOUS	W39/F00	25.7	24.2	1.5	5.8%									47	12	41	6	12.8%	50.0%						
			RELIGIOUS	W40/F00	23.9	22.5	1.4	5.9%									46	12	40	6	13.0%	50.0%						
			RELIGIOUS	W41/F00	28.6	26.6	2	7.0%									46	12	40	6	13.0%	50.0%						
			RELIGIOUS	W42/F00	28.7	26.8	1.9	6.6%									49	14	44	9	10.2%	35.7%						
			RELIGIOUS	W43/F00	28.2	26.4	1.8	6.4%									48	14	43	9	10.4%	35.7%						
			RELIGIOUS	W44/F00	13.9	13.9	0	0.0%									5	0	5	0	0.0%	0.0%						
			RELIGIOUS	W45/F00	16.3	16.3	0	0.0%									0	0	0	0	0.0%	0.0%						
			RELIGIOUS	W46/F00	17	17	0	0.0%									0	0	0	0	0.0%	0.0%						
			RELIGIOUS	W47/F00	13.9	13.9	0	0.0%									0	0	0	0	0.0%	0.0%						

(1) KITCHEN SMALLER THAN 13m2

(2) INC\HZ = SKY COMPONENT (INCLINED\HORIZONTAL WINDOWS)

(3) SINGLE ASPECT ROOM DEEPER THAN 5m

					VSC (WINDOW)				VSC (ROOM)				NSL				APSH (WINDOW)						APSH (ROOM)					
FLOOR	ROOM	PROPERTY TYPE	ROOM USE	WINDOW	EX. %	PR. %	LOSS	LOSS %	EX. %	PR. %	LOSS	LOSS %	EX. %	PR. %	LOSS SQM	LOSS %	EX.		PR.		LOSS %		EX.		PR.		LOSS %	
																	ANNUAL	WINTER	ANNUAL	WINTER	ANNUAL	WINTER	ANNUAL	WINTER	ANNUAL	WINTER	ANNUAL	WINTER
			RELIGIOUS	W48/F00	16	16	0	0.0%									0	0	0	0	0.0%	0.0%						
			RELIGIOUS	W49/F00	13.4	13.4	0	0.0%									0	0	0	0	0.0%	0.0%						
			RELIGIOUS	W50/F00	29.2	29.2	0	0.0%									3	0	3	0	0.0%	0.0%						
			RELIGIOUS	W51/F00	29.7	29.7	0	0.0%									2	0	2	0	0.0%	0.0%						
			RELIGIOUS	W52/F00	29.3	29.3	0	0.0%									1		1		0.0%	0.0%						
			RELIGIOUS	W53/F00	28.4	28.4	0	0.0%									0	0	0	0	0.0%	0.0%						
			RELIGIOUS	W54/F00	25	25	0	0.0%									20	0	20	0	0.0%	0.0%						
			RELIGIOUS	W55/F00	15.8	15.8	0	0.0%									20	1	20	1	0.0%	0.0%						
			RELIGIOUS	W56/F00	21.3	21.3	0	0.0%									20	0	20	0	0.0%	0.0%						
			RELIGIOUS	W57/F00	24	24	0	0.0%									32	0	32	0	0.0%	0.0%						
			RELIGIOUS	W58/F00	25.3	25.2	0.1	0.4%									39	6	39	6	0.0%	0.0%						
			RELIGIOUS	W59/F00	32.4	32.4	0	0.0%									4	0	4	0	0.0%	0.0%						
			RELIGIOUS	W63/F00	28.9	28.9	0	0.0%									22	0	22	0	0.0%	0.0%						
			RELIGIOUS	W64/F00	26.7	26.7	0	0.0%									11	0	11	0	0.0%	0.0%						
			RELIGIOUS	W65/F00	21.5	21.5	0	0.0%									4	0	4	0	0.0%	0.0%						
SOUTHWARK CATHEDRAL (CONTINUED)																												
			RELIGIOUS	W66/F00	16.7	16.7	0	0.0%									0	0	0	0	0.0%	0.0%						
			RELIGIOUS	W67/F00	23.7	23.7	0	0.0%									1		1		0.0%	0.0%						
			RELIGIOUS	W68/F00	26.4	26.4	0	0.0%									0	0	0	0	0.0%	0.0%						
			RELIGIOUS	W69/F00	26.3	26.3	0	0.0%									5	0	5	0	0.0%	0.0%						
			RELIGIOUS	W70/F00	26.2	26.2	0	0.0%									0	0	0	0	0.0%	0.0%						
			RELIGIOUS	W71/F00	25.3	25.3	0	0.0%									1		1		0.0%	0.0%						
			RELIGIOUS	W72/F00	22.7	22.7	0	0.0%									9	0	9	0	0.0%	0.0%						
			RELIGIOUS	W73/F00	24.4	24.4	0	0.0%									0	0	0	0	0.0%	0.0%						
			RELIGIOUS	W74/F00	29.5	29.5	0	0.0%									0	0	0	0	0.0%	0.0%						
			RELIGIOUS	W75/F00	30.7	30.7	0	0.0%									5	0	5	0	0.0%	0.0%						
			RELIGIOUS	W76/F00	31.9	31.9	0	0.0%									4	0	4	0	0.0%	0.0%						
			RELIGIOUS	W77/F00	31.4	31.4	0	0.0%									1		1		0.0%	0.0%						
			RELIGIOUS	W78/F00	31.7	31.7	0	0.0%									5	0	5	0	0.0%	0.0%						
			RELIGIOUS	W79/F00	29.8	29.8	0	0.0%									2	0	2	0	0.0%	0.0%						
			RELIGIOUS	W82/F00	14.5	14.5	0	0.0%									7	0	7	0	0.0%	0.0%						
			RELIGIOUS	W83/F00	18.3	18.3	0	0.0%									21	7	21	7	0.0%	0.0%						
			RELIGIOUS	W84/F00	28.1	28.1	0	0.0%									31	9	31	9	0.0%	0.0%						
			RELIGIOUS	W85/F00	30.4	30.4	0	0.0%									12		12		0.0%	0.0%						
			RELIGIOUS	W86/F00	28.5	28.5	0	0.0%									20	3	20	3	0.0%	0.0%						
	R2	RESIDENTIAL	RELIGIOUS	W80/F00	20.5	20.5	0	0.0%	17.4	17.4	0	0.0%	61.2	61.2	0.0	0.0%	N/A	N/A	N/A	N/A	N/A	N/A	N/A	N/A	N/A	N/A	N/A	N/A
			RELIGIOUS	W81/F00	14.4	14.4	0	0.0%									N/A	N/A	N/A	N/A	N/A	N/A						
F01	R1	RESIDENTIAL	RELIGIOUS	W9/F01	19.1	19.1	0	0.0%	19.1	19.1	0	0.0%	30.6	30.6	0.0	0.0%	N/A	N/A	N/A	N/A	N/A	N/A	N/A	N/A	N/A	N/A	N/A	N/A
	R2	RESIDENTIAL	RELIGIOUS	W1/F01	37.9	35.5	2.4	6.3%	37.4	36.4	1	2.7%	100	100	0.0	0.0%	77	26	73	22	5.2%	15.4%	95	26	91	22	4.2%	15.4%
			RELIGIOUS	W2/F01	37.8	35.3	2.5	6.6%									77	26	73	22	5.2%	15.4%						
			RELIGIOUS	W3/F01	33.8	31.9	1.9	5.6%									54	16	50	12	7.4%	25.0%						
			RELIGIOUS	W4/F01	33.8	32	1.8	5.3%									54	16	50	12	7.4%	25.0%						
			RELIGIOUS	W5/F01	38.7	38.7	0	0.0%									11	0	11	0	0.0%	0.0%						
			RELIGIOUS	W6/F01	38.7	38.7	0	0.0%									12	0	12	0	0.0%	0.0%						
			RELIGIOUS	W7/F01	39.4	39.4	0	0.0%									36	9	36	9	0.0%	0.0%						

(1) KITCHEN SMALLER THAN 13m2

(2) INC\HZ = SKY COMPONENT (INCLINED\HORIZONTAL WINDOWS)

(3) SINGLE ASPECT ROOM DEEPER THAN 5m

					VSC (WINDOW)				VSC (ROOM)				NSL				APSH (WINDOW)						APSH (ROOM)					
FLOOR	ROOM	PROPERTY TYPE	ROOM USE	WINDOW	EX. %	PR. %	LOSS	LOSS %	EX. %	PR. %	LOSS	LOSS %	EX. %	PR. %	LOSS SQM	LOSS %	EX.		PR.		LOSS %		EX.		PR.		LOSS %	
																	ANNUAL	WINTER	ANNUAL	WINTER	ANNUAL	WINTER	ANNUAL	WINTER	ANNUAL	WINTER	ANNUAL	WINTER
			RELIGIOUS	W8/F01	39.4	39.4	0	0.0%									38	5	38	5	0.0%	0.0%						
F02	R1	RESIDENTIAL	RELIGIOUS	W3/F02	38.2	36.1	2.1	5.5%	38	37	1	2.6%	100	100	0.0	0.0%	81	26	78	23	3.7%	11.5%	95	26	92	23	3.2%	11.5%
SOUTHWARK CATHEDRAL (CONTINUED)																												
			RELIGIOUS	W4/F02	38.2	35.9	2.3	6.0%									81	26	78	23	3.7%	11.5%						
			RELIGIOUS	W5/F02	34.8	33.2	1.6	4.6%									55	16	51	12	7.3%	25.0%						
			RELIGIOUS	W6/F02	34.9	33.3	1.6	4.6%									55	16	52	13	5.5%	18.8%						
			RELIGIOUS	W7/F02	39.2	39.2	0	0.0%									13	0	13	0	0.0%	0.0%						
			RELIGIOUS	W8/F02	39.2	39.2	0	0.0%									38	5	38	5	0.0%	0.0%						
			RELIGIOUS	W9/F02	39.6	39.6	0	0.0%									40	10	40	10	0.0%	0.0%						
			RELIGIOUS	W10/F02	39.6	39.6	0	0.0%									40	10	40	10	0.0%	0.0%						
	R2	RESIDENTIAL	RELIGIOUS	W1/F02	29	29	0	0.0%	26.6	26.6	0	0.0%	50.5	50.5	0.0	0.0%	N/A	N/A	N/A	N/A	N/A	N/A	N/A	N/A	N/A	N/A	N/A	N/A
			RELIGIOUS	W2/F02	24.2	24.2	0	0.0%									N/A	N/A	N/A	N/A	N/A	N/A						
SHARD PLACE																												
F05	R1	RESIDENTIAL	BEDROOM	W9/F05	26.5	26.5	0	0.0%	26.5	26.5	0	0.0%	93.2	93.2	0.0	0.0%	N/A	N/A	N/A	N/A	N/A	N/A	N/A	N/A	N/A	N/A	N/A	N/A
	R2	RESIDENTIAL	BEDROOM	W12/F05	25.5	25.5	0	0.0%	25.5	25.5	0	0.0%	96	96	0.0	0.0%	N/A	N/A	N/A	N/A	N/A	N/A	N/A	N/A	N/A	N/A	N/A	N/A
	R3	RESIDENTIAL	BEDROOM	W14/F05	23.7	23.7	0	0.0%	23.7	23.7	0	0.0%	80.6	80.6	0.0	0.0%	N/A	N/A	N/A	N/A	N/A	N/A	N/A	N/A	N/A	N/A	N/A	N/A
	R4	RESIDENTIAL	BEDROOM	W16/F05	22	22	0	0.0%	22	22	0	0.0%	67.3	67.3	0.0	0.0%	N/A	N/A	N/A	N/A	N/A	N/A	N/A	N/A	N/A	N/A	N/A	N/A
	R5	RESIDENTIAL	LKD	W18/F05	20.1	20.1	0	0.0%	12.1	12	0.1	0.8%	99.9	99.9	0.0	0.0%	N/A	N/A	N/A	N/A	N/A	N/A	N/A	N/A	N/A	N/A	N/A	N/A
			LKD	W20/F05	19.2	19.2	0	0.0%									N/A	N/A	N/A	N/A	N/A	N/A						
			LKD	W22/F05	15.5	14.4	1.1	7.1%									N/A	N/A	N/A	N/A	N/A	N/A						
			LKD	W24/F05	7.4	7.4	0	0.0%									N/A	N/A	N/A	N/A	N/A	N/A						
	R6	RESIDENTIAL	LKD	W26/F05	7.4	7.4	0	0.0%	17.9	15.2	2.7	15.1%	95	95	0.0	0.0%	N/A	N/A	N/A	N/A	N/A	N/A	N/A	N/A	N/A	N/A	N/A	N/A
			LKD	W27/F05	29.3	23.7	5.6	19.1%									N/A	N/A	N/A	N/A	N/A	N/A						
	R7	RESIDENTIAL	BEDROOM	W29/F05	30.1	24.2	5.9	19.6%	30.1	24.2	5.9	19.6%	98.4	98.4	0.0	0.0%	N/A	N/A	N/A	N/A	N/A	N/A	N/A	N/A	N/A	N/A	N/A	N/A
	R8	RESIDENTIAL	LKD	W31/F05	31.1	24.8	6.3	20.3%	23	17.4	5.6	24.3%	91	90.4	0.2	0.6%	31	9	31	9	0.0%	0.0%	31	6	20	4	35.5%	33.3%
			LKD	W34/F05	31.5	25	6.5	20.6%									31	9	18	4	41.9%	55.6%						
			LKD	W50/F05	13.1	8.3	4.8	36.6%									26	5	13	3	50.0%	40.0%						
	R9 (3)	RESIDENTIAL	LKD	W35/F05	11.8	7.2	4.6	39.0%	10.3	6.4	3.9	37.9%	89.5	86.3	1.2	3.5%	N/A	N/A	N/A	N/A	N/A	N/A	N/A	N/A	N/A	N/A	N/A	N/A
			LKD	W38/F05	9.4	5.9	3.5	37.2%									N/A	N/A	N/A	N/A	N/A	N/A						
	R10	RESIDENTIAL	BEDROOM	W39/F05	9	7.9	1.1	12.2%	9.8	9.1	0.7	7.1%	100	100	0.0	0.0%	N/A	N/A	N/A	N/A	N/A	N/A	N/A	N/A	N/A	N/A	N/A	N/A
			BEDROOM	W42/F05	11.1	11.1	0	0.0%									N/A	N/A	N/A	N/A	N/A	N/A						
	R11 (3)	RESIDENTIAL	STUDIO-APT	W44/F05	37.5	28.1	9.4	25.1%	37.5	28.1	9.4	25.1%	98.9	93.3	1.9	5.7%	N/A	N/A	N/A	N/A	N/A	N/A	N/A	N/A	N/A	N/A	N/A	N/A
	R12	RESIDENTIAL	LKD	W55/F05	13.9	10.5	3.4	24.5%	24.2	19.9	4.3	17.8%	98.5	98.5	0.0	0.0%	71	20	63	20	11.3%	0.0%	71	20	63	20	11.3%	0.0%
SHARD PLACE (CONTINUED)																												
			LKD	W56/F05	14.7	6.8	7.9	53.7%									10	0	1	0	90.0%	0.0%						
			LKD	W58/F05	33.8	30.7	3.1	9.2%									70	20	61	20	12.9%	0.0%						
			LKD	W60/F05	33.7	30.7	3	8.9%									70	20	61	20	12.9%	0.0%						
			LKD	W62/F05	33.5	30.7	2.8	8.4%									70	20	62	20	11.4%	0.0%						
	R13 (3)	RESIDENTIAL	LKD	W64/F05	33.3	30.7	2.6	7.8%	33.3	30.7	2.6	7.8%	93.9	92.5	0.4	1.5%	69	20	61	20	11.6%	0.0%	69	20	61	20	11.6%	0.0%
	R14	RESIDENTIAL	BEDROOM	W66/F05	32.9	30.6	2.3	7.0%	32.9	30.6	2.3	7.0%	96.7	96.7	0.0	0.0%	67	19	60	19	10.4%	0.0%	67	19	60	19	10.4%	0.0%
	R15	RESIDENTIAL	LKD	W69/F05	32.6	30.5	2.1	6.4%	20.1	19.1	1	5.0%	99.1	99.1	0.0	0.0%	67	19	60	19	10.4%	0.0%	68	19	61	19	10.3%	0.0%
			LKD	W71/F05	32.4	30.5	1.9	5.9%									67	19	60	19	10.4%	0.0%						
			LKD	W73/F05	32.3	30.4	1.9	5.9%									68	19	61	19	10.3%	0.0%						
			LKD	W74/F05	8.2	8.2	0	0.0%									14	4	14	4	0.0%	0.0%						

(1) KITCHEN SMALLER THAN 13m2

(2) INC\HZ = SKY COMPONENT (INCLINED\HORIZONTAL WINDOWS)

(3) SINGLE ASPECT ROOM DEEPER THAN 5m

					VSC (WINDOW)				VSC (ROOM)				NSL				APSH (WINDOW)						APSH (ROOM)					
FLOOR	ROOM	PROPERTY TYPE	ROOM USE	WINDOW	EX. %	PR. %	LOSS	LOSS %	EX. %	PR. %	LOSS	LOSS %	EX. %	PR. %	LOSS SQM	LOSS %	EX.		PR.		LOSS %		EX.		PR.		LOSS %	
																	ANNUAL	WINTER	ANNUAL	WINTER	ANNUAL	WINTER	ANNUAL	WINTER	ANNUAL	WINTER	ANNUAL	WINTER
			LKD	W76/F05	6	6	0	0.0%									23	8	23	8	0.0%	0.0%						
	R16	RESIDENTIAL	BEDROOM	W78/F05	2	2	0	0.0%	2	2	0	0.0%	20.7	20.7	0.0	0.0%	5	3	5	3	0.0%	0.0%	5	3	5	3	0.0%	0.0%
	R17	RESIDENTIAL	BEDROOM	W80/F05	16.7	16.7	0	0.0%	15.3	15.3	0	0.0%	90.7	90.7	0.0	0.0%	37	14	37	14	0.0%	0.0%	41	15	41	15	0.0%	0.0%
			BEDROOM	W84/F05	15.1	15.1	0	0.0%									37	15	37	15	0.0%	0.0%						
			BEDROOM	W88/F05	14.1	14.1	0	0.0%									36	14	36	14	0.0%	0.0%						
	R18	RESIDENTIAL	BEDROOM	W82/F05	3.1	3.1	0	0.0%	3.1	3.1	0	0.0%	39.3	39.3	0.0	0.0%	8	3	8	3	0.0%	0.0%	8	3	8	3	0.0%	0.0%
	R19	RESIDENTIAL	LKD	W86/F05	6.3	6.3	0	0.0%	14.4	14.4	0	0.0%	95.5	95.5	0.0	0.0%	14	5	14	5	0.0%	0.0%	15	5	15	5	0.0%	0.0%
			LKD	W101/F05	22.5	22.5	0	0.0%																				
	R20 (3)	RESIDENTIAL	STUDIO-APT	W90/F05	12	12	0	0.0%	12	12	0	0.0%	20.5	20.5	0.0	0.0%	30	11	30	11	0.0%	0.0%	30	11	30	11	0.0%	0.0%
	R21	RESIDENTIAL	BEDROOM	W92/F05	0.1	0.1	0	0.0%	0	0	0	-	4.1	4.1	0.0	0.0%	0	0	0	0	0.0%	0.0%	0	0	0	0	0.0%	0.0%
			BEDROOM	W95/F05	0	0	0	-									0	0	0	0	0.0%	0.0%						
	R22 (3)	RESIDENTIAL	LKD	W96/F05	0	0	0	-	0.2	0.2	0	0.0%	4.8	4.8	0.0	0.0%	0	0	0	0	0.0%	0.0%	0	0	0	0	0.0%	0.0%
			LKD	W99/F05	0.6	0.6	0	0.0%									0	0	0	0	0.0%	0.0%						
	R23	RESIDENTIAL	BEDROOM	W10/F05	24.2	20.7	3.5	14.5%	33.2	25.7	7.5	22.6%	99.5	99.5	0.0	0.0%	40	12	32	12	20.0%	0.0%	42	12	34	12	19.0%	0.0%
			BEDROOM	W46/F05	37.7	28.2	9.5	25.2%									42	12	30	11	28.6%	8.3%						
			BEDROOM	W48/F05	37.7	28.3	9.4	24.9%									42	12	30	11	28.6%	8.3%						
	R24	RESIDENTIAL	LKD	W1/F05	1	1	0	0.0%	10.2	10.2	0	0.0%	87.1	87.1	0.0	0.0%	2	0	2	0	0.0%	0.0%	5	0	5	0	0.0%	0.0%
			LKD	W4/F05	0.1	0.1	0	0.0%									0	0	0	0	0.0%	0.0%						
			LKD	W5/F05	26.7	26.7	0	0.0%									5	0	5	0	0.0%	0.0%						
			LKD	W8/F05	26.8	26.8	0	0.0%									5	0	5	0	0.0%	0.0%						
			LKD	W103/F05	3.7	3.7	0	0.0%									1	0	1	0	0.0%	0.0%						
SHARD PLACE (CONTINUED)																												
	R25	RESIDENTIAL	BEDROOM	W53/F05	6.8	2.5	4.3	63.2%	6.8	2.5	4.3	63.2%	60.1	36.4	2.9	39.4%	15	2	2	0	86.7%	100.0%	15	2	2	0	86.7%	100.0%
F06	R1	RESIDENTIAL	BEDROOM	W5/F06	27	27	0	0.0%	27	27	0	0.0%	93.3	93.3	0.0	0.0%	N/A	N/A	N/A	N/A	N/A	N/A	N/A	N/A	N/A	N/A	N/A	N/A
	R2	RESIDENTIAL	BEDROOM	W6/F06	26.1	26.1	0	0.0%	26.1	26.1	0	0.0%	95.9	95.9	0.0	0.0%	N/A	N/A	N/A	N/A	N/A	N/A	N/A	N/A	N/A	N/A	N/A	N/A
	R3	RESIDENTIAL	BEDROOM	W7/F06	24.2	24.2	0	0.0%	24.2	24.2	0	0.0%	81.4	81.4	0.0	0.0%	N/A	N/A	N/A	N/A	N/A	N/A	N/A	N/A	N/A	N/A	N/A	N/A
	R4	RESIDENTIAL	BEDROOM	W8/F06	22.6	22.6	0	0.0%	22.6	22.6	0	0.0%	68.3	68.3	0.0	0.0%	N/A	N/A	N/A	N/A	N/A	N/A	N/A	N/A	N/A	N/A	N/A	N/A
	R5	RESIDENTIAL	LKD	W9/F06	20.7	20.7	0	0.0%	12.6	12.4	0.2	1.6%	100	100	0.0	0.0%	N/A	N/A	N/A	N/A	N/A	N/A	N/A	N/A	N/A	N/A	N/A	N/A
			LKD	W10/F06	19.7	19.7	0	0.0%									N/A	N/A	N/A	N/A	N/A	N/A						
			LKD	W11/F06	16	14.9	1.1	6.9%									N/A	N/A	N/A	N/A	N/A	N/A						
			LKD	W12/F06	7.8	7.8	0	0.0%									N/A	N/A	N/A	N/A	N/A	N/A						
	R6	RESIDENTIAL	STUDIO-APT	W13/F06	8	8	0	0.0%	18.6	16	2.6	14.0%	95	95	0.0	0.0%	N/A	N/A	N/A	N/A	N/A	N/A	N/A	N/A	N/A	N/A	N/A	N/A
			STUDIO-APT	W14/F06	30.1	24.7	5.4	17.9%									N/A	N/A	N/A	N/A	N/A	N/A						
	R7	RESIDENTIAL	BEDROOM	W15/F06	30.8	25.1	5.7	18.5%	30.8	25.1	5.7	18.5%	98.4	98.4	0.0	0.0%	N/A	N/A	N/A	N/A	N/A	N/A	N/A	N/A	N/A	N/A	N/A	N/A
	R8	RESIDENTIAL	LKD	W16/F06	31.8	25.6	6.2	19.5%	23.4	17.9	5.5	23.5%	91.3	90.8	0.2	0.5%	51	18	39	14	23.5%	22.2%	31	6	20	4	35.5%	33.3%
			LKD	W17/F06	32.1	25.8	6.3	19.6%									31	6	18	4	41.9%	33.3%						
			LKD	W25/F06	13.1	8.5	4.6	35.1%									26	5	13	3	50.0%	40.0%						
	R9 (3)	RESIDENTIAL	LKD	W18/F06	11.9	7.3	4.6	38.7%	10.3	6.5	3.8	36.9%	89.5	86.4	1.2	3.5%	N/A	N/A	N/A	N/A	N/A	N/A	N/A	N/A	N/A	N/A	N/A	N/A
			LKD	W19/F06	9.4	6	3.4	36.2%									N/A	N/A	N/A	N/A	N/A	N/A						
	R10	RESIDENTIAL	BEDROOM	W20/F06	9.1	8.1	1	11.0%	9.9	9.3	0.6	6.1%	100	100	0.0	0.0%	N/A	N/A	N/A	N/A	N/A	N/A	N/A	N/A	N/A	N/A	N/A	N/A
			BEDROOM	W21/F06	11.3	11.3	0	0.0%									N/A	N/A	N/A	N/A	N/A	N/A						
	R11	RESIDENTIAL	BEDROOM	W22/F06	37.8	28.6	9.2	24.3%	37.8	28.6	9.2	24.3%	97.6	90.6	1.1	7.1%	N/A	N/A	N/A	N/A	N/A	N/A	N/A	N/A	N/A	N/A	N/A	N/A
	R12	RESIDENTIAL	BEDROOM	W23/F06	38	28.7	9.3	24.5%	33.4	26.1	7.3	21.9%	99.5	99.5	0.0	0.0%	50	12	50	12	0.0%	0.0%	42	12	34	12	19.0%	0.0%
			BEDROOM	W24/F06	38	28.7	9.3	24.5%									32	12	32	12	23.8%	0.0%						
			BEDROOM	W26/F06	24.3	20.9	3.4	14.0%									40	12	32	12	20.0%	0.0%						

(1) KITCHEN SMALLER THAN 13m2

(2) INC\HZ = SKY COMPONENT (INCLINED\HORIZONTAL WINDOWS)

(3) SINGLE ASPECT ROOM DEEPER THAN 5m

					VSC (WINDOW)				VSC (ROOM)				NSL				APSH (WINDOW)						APSH (ROOM)					
FLOOR	ROOM	PROPERTY TYPE	ROOM USE	WINDOW	EX. %	PR. %	LOSS	LOSS %	EX. %	PR. %	LOSS	LOSS %	EX. %	PR. %	LOSS SQM	LOSS %	EX.		PR.		LOSS %		EX.		PR.		LOSS %	
																	ANNUAL	WINTER	ANNUAL	WINTER	ANNUAL	WINTER	ANNUAL	WINTER	ANNUAL	WINTER	ANNUAL	WINTER
	R13	RESIDENTIAL	LKD	W28/F06	14	10.7	3.3	23.6%	24.4	20.2	4.2	17.2%	89.6	89.6	0.0	0.0%	26	7	22	7	15.4%	0.0%	71	20	63	20	11.3%	0.0%
			LKD	W29/F06	14.7	7	7.7	52.4%									20	5		5	0.0%	0.0%						
			LKD	W30/F06	34.1	31	3.1	9.1%									70	20	61	20	12.9%	0.0%						
			LKD	W31/F06	34	31.1	2.9	8.5%									70	20	61	20	12.9%	0.0%						
			LKD	W32/F06	33.9	31.1	2.8	8.3%									70	20	62	20	11.4%	0.0%						
	R14 (3)	RESIDENTIAL	LKD	W33/F06	33.6	31.1	2.5	7.4%	33.6	31.1	2.5	7.4%	93.9	92.7	0.3	1.4%	70	20	62	20	11.4%	0.0%	70	20	62	20	11.4%	0.0%
	R15	RESIDENTIAL	BEDROOM	W34/F06	33.2	31	2.2	6.6%	33.2	31	2.2	6.6%	96.9	96.9	0.0	0.0%	67	19	60	19	10.4%	0.0%	67	19	60	19	10.4%	0.0%
	R16	RESIDENTIAL	LKD	W35/F06	32.9	30.9	2	6.1%	20.3	19.4	0.9	4.4%	99	99	0.0	0.0%	67	19	60	19	10.4%	0.0%	69	20	62	20	10.1%	0.0%
SHARD PLACE (CONTINUED)																												
			LKD	W36/F06	32.8	30.9	1.9	5.8%									67	19	60	19	10.4%	0.0%						
			LKD	W37/F06	32.7	30.8	1.9	5.8%									69	20	62	20	10.1%	0.0%						
			LKD	W38/F06	8.4	8.4	0	0.0%									14	4	14	4	0.0%	0.0%						
			LKD	W39/F06	6.2	6.2	0	0.0%									23	8	23	8	0.0%	0.0%						
	R17	RESIDENTIAL	BEDROOM	W40/F06	2.1	2.1	0	0.0%	2.1	2.1	0	0.0%	26.6	26.6	0.0	0.0%	5	3	5	3	0.0%	0.0%	5	3	5	3	0.0%	0.0%
	R18	RESIDENTIAL	LKD	W41/F06	14.4	14.4	0	0.0%	14.9	14.9	0	0.0%	93.4	93.4	0.0	0.0%	35	13	35	13	0.0%	0.0%	41	15	41	15	0.0%	0.0%
			LKD	W43/F06	15.7	15.7	0	0.0%									38	15	38	15	0.0%	0.0%						
			LKD	W45/F06	14.7	14.7	0	0.0%									38	14	38	14	0.0%	0.0%						
	R19	RESIDENTIAL	BEDROOM	W42/F06	3.3	3.3	0	0.0%	3.3	3.3	0	0.0%	39.7	39.7	0.0	0.0%	9	3	9	3	0.0%	0.0%	9	3	9	3	0.0%	0.0%
	R20	RESIDENTIAL	LKD	W44/F06	6.5	6.5	0	0.0%	14.6	14.6	0	0.0%	95.5	95.5	0.0	0.0%	14	4	14	4	0.0%	0.0%	15	4	15	4	0.0%	0.0%
			LKD	W51/F06	22.8	22.8	0	0.0%									1	0	1	0	0.0%	0.0%						
	R21	RESIDENTIAL	BEDROOM	W46/F06	12.5	12.5	0	0.0%	12.5	12.5	0	0.0%	53.5	53.5	0.0	0.0%	32	12	32	12	0.0%	0.0%	32	12	32	12	0.0%	0.0%
	R22	RESIDENTIAL	BEDROOM	W47/F06	0.1	0.1	0	0.0%	0	0	0	-	4.2	4.2	0.0	0.0%	0	0	0	0	0.0%	0.0%	0	0	0	0	0.0%	0.0%
			BEDROOM	W48/F06	0	0	0	-									0	0	0	0	0.0%	0.0%						
	R23 (3)	RESIDENTIAL	LKD	W49/F06	0	0	0	-	0.3	0.3	0	0.0%	5.7	5.7	0.0	0.0%	0	0	0	0	0.0%	0.0%	0	0	0	0	0.0%	0.0%
			LKD	W50/F06	0.7	0.7	0	0.0%									0	0	0	0	0.0%	0.0%						
	R24	RESIDENTIAL	LKD	W1/F06	1.1	1.1	0	0.0%	10.5	10.5	0	0.0%	87.1	87.1	0.0	0.0%	2	0	2	0	0.0%	0.0%	5	0	5	0	0.0%	0.0%
			LKD	W2/F06	0.1	0.1	0	0.0%									0	0	0	0	0.0%	0.0%						
			LKD	W3/F06	27.3	27.3	0	0.0%									2	0	2	0	0.0%	0.0%						
			LKD	W4/F06	27.3	27.3	0	0.0%									1	0	1	0	0.0%	0.0%						
			LKD	W52/F06	3.9	3.9	0	0.0%									1	0	1	0	0.0%	0.0%						
	R25	RESIDENTIAL	BEDROOM	W27/F06	6.8	2.6	4.2	61.8%	6.8	2.6	4.2	61.8%	60.6	37.7	2.8	37.8%	15	2	2	0	86.7%	100.0%	15	2	2	0	86.7%	100.0%
F07	R1	RESIDENTIAL	BEDROOM	W5/F07	27.5	27.5	0	0.0%	27.5	27.5	0	0.0%	93.4	93.4	0.0	0.0%	N/A	N/A	N/A	N/A	N/A	N/A	N/A	N/A	N/A	N/A	N/A	N/A
	R2	RESIDENTIAL	BEDROOM	W6/F07	26.6	26.6	0	0.0%	26.6	26.6	0	0.0%	96	96	0.0	0.0%	N/A	N/A	N/A	N/A	N/A	N/A	N/A	N/A	N/A	N/A	N/A	N/A
	R3	RESIDENTIAL	BEDROOM	W7/F07	24.7	24.7	0	0.0%	24.7	24.7	0	0.0%	81.9	81.9	0.0	0.0%	N/A	N/A	N/A	N/A	N/A	N/A	N/A	N/A	N/A	N/A	N/A	N/A
	R4	RESIDENTIAL	BEDROOM	W8/F07	23.1	23.1	0	0.0%	23.1	23.1	0	0.0%	69.4	69.4	0.0	0.0%	N/A	N/A	N/A	N/A	N/A	N/A	N/A	N/A	N/A	N/A	N/A	N/A
	R5	RESIDENTIAL	LKD	W9/F07	21.2	21.2	0	0.0%	12.9	12.8	0.1	0.8%	100	100	0.0	0.0%	N/A	N/A	N/A	N/A	N/A	N/A	N/A	N/A	N/A	N/A	N/A	N/A
			LKD	W10/F07	20.2	20.2	0	0.0%									N/A	N/A	N/A	N/A	N/A	N/A						
			LKD	W11/F07	16.4	15.3	1.1	6.7%									N/A	N/A	N/A	N/A	N/A	N/A						
			LKD	W12/F07	8.1	8.1	0	0.0%									N/A	N/A	N/A	N/A	N/A	N/A						
	R6	RESIDENTIAL	STUDIO-APT	W13/F07	8.5	8.5	0	0.0%	19.1	16.6	2.5	13.1%	95	95	0.0	0.0%	N/A	N/A	N/A	N/A	N/A	N/A	N/A	N/A	N/A	N/A	N/A	N/A
SHARD PLACE (CONTINUED)																												
			STUDIO-APT	W14/F07	30.6	25.4	5.2	17.0%									N/A	N/A	N/A	N/A	N/A	N/A						
	R7	RESIDENTIAL	BEDROOM	W15/F07	31.4	25.8	5.6	17.8%	31.4	25.8	5.6	17.8%	98.5	98.5	0.0	0.0%	N/A	N/A	N/A	N/A	N/A	N/A	N/A	N/A	N/A	N/A	N/A	N/A
	R8	RESIDENTIAL	LKD	W16/F07	32.3	26.3	6	18.6%	23.7	18.3	5.4	22.8%	91.7	91.4	0.1	0.3%	31	7	27	6	12.9%	14.3%	31	6	20	4	35.5%	33.3%
			LKD	W17/F07	32.6	26.4	6.2	19.0%									31	6	18	4	41.9%	33.3%						

(1) KITCHEN SMALLER THAN 13m2

(2) INC\HZ = SKY COMPONENT (INCLINED\HORIZONTAL WINDOWS)

(3) SINGLE ASPECT ROOM DEEPER THAN 5m

					VSC (WINDOW)				VSC (ROOM)				NSL				APSH (WINDOW)						APSH (ROOM)					
FLOOR	ROOM	PROPERTY TYPE	ROOM USE	WINDOW	EX. %	PR. %	LOSS	LOSS %	EX. %	PR. %	LOSS	LOSS %	EX. %	PR. %	LOSS SQM	LOSS %	EX.		PR.		LOSS %		EX.		PR.		LOSS %	
																	ANNUAL	WINTER	ANNUAL	WINTER	ANNUAL	WINTER	ANNUAL	WINTER	ANNUAL	WINTER	ANNUAL	WINTER
			LKD	W25/F07	13.2	8.6	4.6	34.8%									26	5	13	3	50.0%	40.0%						
	R9 (3)	RESIDENTIAL	LKD	W18/F07	11.9	7.3	4.6	38.7%	10.4	6.5	3.9	37.5%	89.5	86.4	1.2	3.4%	N/A	N/A	N/A	N/A	N/A	N/A	N/A	N/A	N/A	N/A	N/A	N/A
			LKD	W19/F07	9.5	6.1	3.4	35.8%									N/A	N/A	N/A	N/A	N/A	N/A						
	R10	RESIDENTIAL	BEDROOM	W20/F07	9.2	8.2	1	10.9%	10	9.4	0.6	6.0%	100	100	0.0	0.0%	N/A	N/A	N/A	N/A	N/A	N/A	N/A	N/A	N/A	N/A	N/A	N/A
			BEDROOM	W21/F07	11.4	11.4	0	0.0%									N/A	N/A	N/A	N/A	N/A	N/A						
	R11	RESIDENTIAL	BEDROOM	W22/F07	38	29	9	23.7%	38	29	9	23.7%	97.6	90.9	1.0	6.8%	N/A	N/A	N/A	N/A	N/A	N/A	N/A	N/A	N/A	N/A	N/A	N/A
	R12	RESIDENTIAL	BEDROOM	W23/F07	38.2	29.1	9.1	23.8%	33.6	26.4	7.2	21.4%	99.5	99.5	0.0	0.0%	42	12	32	12	23.8%	0.0%	42	12	34	12	19.0%	0.0%
			BEDROOM	W24/F07	38.2	29.1	9.1	23.8%									42	12	32	12	23.8%	0.0%						
			BEDROOM	W26/F07	24.3	21	3.3	13.6%									40	12	32	12	20.0%	0.0%						
	R13	RESIDENTIAL	LKD	W28/F07	13.9	10.7	3.2	23.0%	24.5	20.4	4.1	16.7%	89.6	89.6	0.0	0.0%	26	7	22	7	15.4%	0.0%	71	20	63	20	11.3%	0.0%
			LKD	W29/F07	14.7	7.2	7.5	51.0%									26	7	22	7	15.4%	0.0%						
			LKD	W30/F07	34.3	31.4	2.9	8.5%									70	20	61	20	12.9%	0.0%						
			LKD	W31/F07	34.2	31.4	2.8	8.2%									70	20	61	20	12.9%	0.0%						
			LKD	W32/F07	34.1	31.4	2.7	7.9%									70	20	62	20	11.4%	0.0%						
	R14 (3)	RESIDENTIAL	LKD	W33/F07	33.9	31.4	2.5	7.4%	33.9	31.4	2.5	7.4%	93.9	92.7	0.3	1.3%	70	20	62	20	11.4%	0.0%	70	20	62	20	11.4%	0.0%
	R15	RESIDENTIAL	BEDROOM	W34/F07	33.5	31.4	2.1	6.3%	33.5	31.4	2.1	6.3%	97	97	0.0	0.0%	67	19	60	19	10.4%	0.0%	67	19	60	19	10.4%	0.0%
	R16	RESIDENTIAL	LKD	W35/F07	33.2	31.3	1.9	5.7%	20.6	19.6	1	4.9%	99	99	0.0	0.0%	67	19	60	19	10.4%	0.0%	69	20	62	20	10.1%	0.0%
			LKD	W36/F07	33.1	31.2	1.9	5.7%									67	19	60	19	10.4%	0.0%						
			LKD	W37/F07	32.9	31.2	1.7	5.2%									69	20	62	20	10.1%	0.0%						
			LKD	W38/F07	8.7	8.7	0	0.0%									14	4	14	4	0.0%	0.0%						
			LKD	W39/F07	6.3	6.3	0	0.0%									24	8	24	8	0.0%	0.0%						
	R17	RESIDENTIAL	BEDROOM	W40/F07	2.3	2.3	0	0.0%	2.3	2.3	0	0.0%	27.1	27.1	0.0	0.0%	5	3	5	3	0.0%	0.0%	5	3	5	3	0.0%	0.0%
	R18	RESIDENTIAL	LKD	W41/F07	14.7	14.7	0	0.0%	15.3	15.3	0	0.0%	93.5	93.5	0.0	0.0%	36	14	36	14	0.0%	0.0%	42	16	42	16	0.0%	0.0%
			LKD	W43/F07	16.3	16.3	0	0.0%									39	15	39	15	0.0%	0.0%						
			LKD	W45/F07	15.2	15.2	0	0.0%									38	14	38	14	0.0%	0.0%						
	R19	RESIDENTIAL	BEDROOM	W42/F07	3.5	3.5	0	0.0%	3.5	3.5	0	0.0%	40.2	40.2	0.0	0.0%	10	4	10	4	0.0%	0.0%	10	4	10	4	0.0%	0.0%
	R20	RESIDENTIAL	LKD	W44/F07	6.8	6.8	0	0.0%	15	15	0	0.0%	95.5	95.5	0.0	0.0%	15	5	15	5	0.0%	0.0%	16	5	16	5	0.0%	0.0%
SHARD PLACE (CONTINUED)																												
			LKD	W51/F07	23.1	23.1	0	0.0%										0		0	0.0%	0.0%						
	R21	RESIDENTIAL	BEDROOM	W46/F07	13.1	13.1	0	0.0%	13.1	13.1	0	0.0%	54.2	54.2	0.0	0.0%	33	12	33	12	0.0%	0.0%	33	12	33	12	0.0%	0.0%
	R22	RESIDENTIAL	BEDROOM	W47/F07	0.1	0.1	0	0.0%	0	0	0	-	4.4	4.4	0.0	0.0%	0	0	0	0	0.0%	0.0%	0	0	0	0	0.0%	0.0%
			BEDROOM	W48/F07	0	0	0	-									0	0	0	0	0.0%	0.0%						
	R23 (3)	RESIDENTIAL	LKD	W49/F07	0	0	0	-	0.3	0.3	0	0.0%	6.8	6.8	0.0	0.0%	0	0	0	0	0.0%	0.0%	0	0	0	0	0.0%	0.0%
			LKD	W50/F07	0.8	0.8	0	0.0%									0	0	0	0	0.0%	0.0%						
	R24	RESIDENTIAL	LKD	W1/F07	1.2	1.2	0	0.0%	10.7	10.7	0	0.0%	87.1	87.1	0.0	0.0%	2	0	2	0	0.0%	0.0%	5	0	5	0	0.0%	0.0%
			LKD	W2/F07	0.1	0.1	0	0.0%									0	0	0	0	0.0%	0.0%						
			LKD	W3/F07	27.8	27.8	0	0.0%									5	0	5	0	0.0%	0.0%						
			LKD	W4/F07	27.8	27.8	0	0.0%									4	0	4	0	0.0%	0.0%						
			LKD	W52/F07	4	4	0	0.0%									2	0	2	0	0.0%	0.0%						
	R25	RESIDENTIAL	BEDROOM	W27/F07	6.9	2.7	4.2	60.9%	6.9	2.7	4.2	60.9%	60.9	39.5	2.6	35.2%	15	2	2	0	86.7%	100.0%	15	2	2	0	86.7%	100.0%
F08	R1	RESIDENTIAL	BEDROOM	W5/F08	27.9	27.9	0	0.0%	27.9	27.9	0	0.0%	93.5	93.5	0.0	0.0%	N/A	N/A	N/A	N/A	N/A	N/A	N/A	N/A	N/A	N/A	N/A	N/A
	R2	RESIDENTIAL	BEDROOM	W6/F08	27	27	0	0.0%	27	27	0	0.0%	96	96	0.0	0.0%	N/A	N/A	N/A	N/A	N/A	N/A	N/A	N/A	N/A	N/A	N/A	N/A
	R3	RESIDENTIAL	BEDROOM	W7/F08	25.2	25.2	0	0.0%	25.2	25.2	0	0.0%	81.9	81.9	0.0	0.0%	N/A	N/A	N/A	N/A	N/A	N/A	N/A	N/A	N/A	N/A	N/A	N/A
	R4	RESIDENTIAL	BEDROOM	W8/F08	23.7	23.7	0	0.0%	23.7	23.7	0	0.0%	74.6	74.6	0.0	0.0%	N/A	N/A	N/A	N/A	N/A	N/A	N/A	N/A	N/A	N/A	N/A	N/A
	R5	RESIDENTIAL	LKD	W9/F08	21.8	21.8	0	0.0%	13.3	13.2	0.1	0.8%	100	100	0.0	0.0%	N/A	N/A	N/A	N/A	N/A	N/A	N/A	N/A	N/A	N/A	N/A	N/A

(1) KITCHEN SMALLER THAN 13m2

(2) INC\HZ = SKY COMPONENT (INCLINED\HORIZONTAL WINDOWS)

(3) SINGLE ASPECT ROOM DEEPER THAN 5m

					VSC (WINDOW)				VSC (ROOM)				NSL				APSH (WINDOW)						APSH (ROOM)					
FLOOR	ROOM	PROPERTY TYPE	ROOM USE	WINDOW	EX. %	PR. %	LOSS	LOSS %	EX. %	PR. %	LOSS	LOSS %	EX. %	PR. %	LOSS SQM	LOSS %	EX.		PR.		LOSS %		EX.		PR.		LOSS %	
																	ANNUAL	WINTER	ANNUAL	WINTER	ANNUAL	WINTER	ANNUAL	WINTER	ANNUAL	WINTER	ANNUAL	WINTER
			LKD	W10/F08	20.8	20.8	0	0.0%									N/A	N/A	N/A	N/A	N/A	N/A						
			LKD	W11/F08	16.6	15.6	1	6.0%									N/A	N/A	N/A	N/A	N/A	N/A						
			LKD	W12/F08	8.4	8.4	0	0.0%									N/A	N/A	N/A	N/A	N/A	N/A						
	R6	RESIDENTIAL	BEDROOM	W13/F08	9.2	9.2	0	0.0%	19.7	17.3	2.4	12.2%	99.3	99.3	0.0	0.0%	N/A	N/A	N/A	N/A	N/A	N/A	N/A	N/A	N/A	N/A	N/A	N/A
			BEDROOM	W14/F08	31.1	26	5.1	16.4%									N/A	N/A	N/A	N/A	N/A	N/A						
	R7	RESIDENTIAL	BEDROOM	W15/F08	31.8	26.4	5.4	17.0%	31.8	26.4	5.4	17.0%	98.8	98.8	0.0	0.0%	N/A	N/A	N/A	N/A	N/A	N/A	N/A	N/A	N/A	N/A	N/A	N/A
	R8	RESIDENTIAL	LKD	W16/F08	32.7	26.8	5.9	18.0%	23.9	18.7	5.2	21.8%	92	91.8	0.1	0.2%	31	6	18	4	41.9%	33.3%	31	6	20	4	35.5%	33.3%
			LKD	W17/F08	33	27	6	18.2%									31	6	18	4	41.9%	33.3%						
			LKD	W25/F08	13.2	8.8	4.4	33.3%									26	5	13	3	50.0%	40.0%						
	R9 (3)	RESIDENTIAL	LKD	W18/F08	11.9	7.4	4.5	37.8%	10.4	6.6	3.8	36.5%	89.5	86.4	1.2	3.4%	N/A	N/A	N/A	N/A	N/A	N/A	N/A	N/A	N/A	N/A	N/A	N/A
			LKD	W19/F08	9.5	6.1	3.4	35.8%									N/A	N/A	N/A	N/A	N/A	N/A						
	R10	RESIDENTIAL	BEDROOM	W20/F08	9.2	8.2	1	10.9%	10	9.4	0.6	6.0%	100	100	0.0	0.0%	N/A	N/A	N/A	N/A	N/A	N/A	N/A	N/A	N/A	N/A	N/A	N/A
			BEDROOM	W21/F08	11.4	11.4	0	0.0%									N/A	N/A	N/A	N/A	N/A	N/A						
	R11	RESIDENTIAL	BEDROOM	W22/F08	38.1	29.3	8.8	23.1%	38.1	29.3	8.8	23.1%	97.6	91.3	1.0	6.4%	N/A	N/A	N/A	N/A	N/A	N/A	N/A	N/A	N/A	N/A	N/A	N/A
SHARD PLACE (CONTINUED)																												
	R12	RESIDENTIAL	BEDROOM	W23/F08	38.3	29.4	8.9	23.2%	33.6	26.6	7	20.8%	99.5	99.5	0.0	0.0%	42	12	33	12	21.4%	0.0%	42	12	34	12	19.0%	0.0%
			BEDROOM	W24/F08	38.3	29.4	8.9	23.2%									42	12	33	12	21.4%	0.0%						
			BEDROOM	W26/F08	24.3	21	3.3	13.6%									40	12	32	12	20.0%	0.0%						
	R13	RESIDENTIAL	LKD	W28/F08	13.9	10.8	3.1	22.3%	24.6	20.6	4	16.3%	89.6	89.6	0.0	0.0%	26	7	22	7	15.4%	0.0%	72	20	64	20	11.1%	0.0%
			LKD	W29/F08	14.7	7.4	7.3	49.7%									26	7	22	7	15.4%	0.0%						
			LKD	W30/F08	34.5	31.6	2.9	8.4%									71	20	62	20	12.7%	0.0%						
			LKD	W31/F08	34.4	31.6	2.8	8.1%									70	20	61	20	12.9%	0.0%						
			LKD	W32/F08	34.3	31.7	2.6	7.6%									70	20	62	20	11.4%	0.0%						
	R14 (3)	RESIDENTIAL	LKD	W33/F08	34.1	31.7	2.4	7.0%	34.1	31.7	2.4	7.0%	94	92.9	0.3	1.2%	70	20	62	20	11.4%	0.0%	70	20	62	20	11.4%	0.0%
	R15	RESIDENTIAL	BEDROOM	W34/F08	33.7	31.6	2.1	6.2%	33.7	31.6	2.1	6.2%	97.2	97.2	0.0	0.0%	68	19	61	19	10.3%	0.0%	68	19	61	19	10.3%	0.0%
	R16	RESIDENTIAL	LKD	W35/F08	33.4	31.5	1.9	5.7%	20.7	19.8	0.9	4.3%	98.9	98.9	0.0	0.0%	67	19	60	19	10.4%	0.0%	69	20	62	20	10.1%	0.0%
			LKD	W36/F08	33.3	31.5	1.8	5.4%									67	19	60	19	10.4%	0.0%						
			LKD	W37/F08	33.2	31.5	1.7	5.1%									69	20	62	20	10.1%	0.0%						
			LKD	W38/F08	8.8	8.8	0	0.0%									15	4	15	4	0.0%	0.0%						
			LKD	W39/F08	6.4	6.4	0	0.0%									24	8	24	8	0.0%	0.0%						
	R17	RESIDENTIAL	BEDROOM	W40/F08	2.4	2.4	0	0.0%	2.4	2.4	0	0.0%	27.6	27.6	0.0	0.0%	5	3	5	3	0.0%	0.0%	5	3	5	3	0.0%	0.0%
	R18	RESIDENTIAL	LKD	W41/F08	14.9	14.9	0	0.0%	15.7	15.7	0	0.0%	93.5	93.5	0.0	0.0%	36	14	36	14	0.0%	0.0%	43	16	43	16	0.0%	0.0%
			LKD	W43/F08	16.8	16.8	0	0.0%									39	15	39	15	0.0%	0.0%						
			LKD	W45/F08	15.7	15.7	0	0.0%									39	14	39	14	0.0%	0.0%						
	R19	RESIDENTIAL	BEDROOM	W42/F08	3.7	3.7	0	0.0%	3.7	3.7	0	0.0%	40.8	40.8	0.0	0.0%	10	4	10	4	0.0%	0.0%	10	4	10	4	0.0%	0.0%
	R20	RESIDENTIAL	LKD	W44/F08	7.2	7.2	0	0.0%	15.3	15.3	0	0.0%	95.1	95.1	0.0	0.0%	13	3	13	3	0.0%	0.0%	14	3	14	3	0.0%	0.0%
			LKD	W51/F08	23.3	23.3	0	0.0%									1	0	1	0	0.0%	0.0%						
	R21	RESIDENTIAL	BEDROOM	W46/F08	13.5	13.5	0	0.0%	13.5	13.5	0	0.0%	54.4	54.4	0.0	0.0%	33	12	33	12	0.0%	0.0%	33	12	33	12	0.0%	0.0%
	R22	RESIDENTIAL	BEDROOM	W47/F08	0.1	0.1	0	0.0%	0	0	0	-	4.6	4.6	0.0	0.0%	0	0	0	0	0.0%	0.0%	0	0	0	0	0.0%	0.0%
			BEDROOM	W48/F08	0	0	0	-									0	0	0	0	0.0%	0.0%						
	R23 (3)	RESIDENTIAL	LKD	W49/F08	0	0	0	-	0.3	0.3	0	0.0%	8.4	8.4	0.0	0.0%	0	0	0	0	0.0%	0.0%	0	0	0	0	0.0%	0.0%
			LKD	W50/F08	0.9	0.9	0	0.0%									0	0	0	0	0.0%	0.0%						
	R24	RESIDENTIAL	LKD	W1/F08	1.2	1.2	0	0.0%	10.8	10.8	0	0.0%	87.2	87.2	0.0	0.0%	2	0	2	0	0.0%	0.0%	5	0	5	0	0.0%	0.0%
			LKD	W2/F08	0.1	0.1	0	0.0%									0	0	0	0	0.0%	0.0%						
			LKD	W3/F08	28.2	28.2	0	0.0%									5	0	5	0	0.0%	0.0%						

(1) KITCHEN SMALLER THAN 13m2

(2) INC\HZ = SKY COMPONENT (INCLINED\HORIZONTAL WINDOWS)

(3) SINGLE ASPECT ROOM DEEPER THAN 5m

					VSC (WINDOW)				VSC (ROOM)				NSL				APSH (WINDOW)						APSH (ROOM)					
FLOOR	ROOM	PROPERTY TYPE	ROOM USE	WINDOW	EX. %	PR. %	LOSS	LOSS %	EX. %	PR. %	LOSS	LOSS %	EX. %	PR. %	LOSS SQM	LOSS %	EX.		PR.		LOSS %		EX.		PR.		LOSS %	
																	ANNUAL	WINTER	ANNUAL	WINTER	ANNUAL	WINTER	ANNUAL	WINTER	ANNUAL	WINTER	ANNUAL	WINTER
			LKD	W4/F08	28.3	28.3	0	0.0%									5	0	5	0	0.0%	0.0%						
SHARD PLACE (CONTINUED)																												
			LKD	W52/F08	4.1	4.1	0	0.0%									3	0	3	0	0.0%	0.0%						
	R25	RESIDENTIAL	BEDROOM	W27/F08	6.9	2.9	4	58.0%	6.9	2.9	4	58.0%	61.4	40.6	2.4	33.8%	15	2	2	0	86.7%	100.0%	15	2	2	0	86.7%	100.0%
	R26	RESIDENTIAL	BEDROOM	W53/F08	15.4	15.4	0	0.0%	15.4	15.4	0	0.0%	0	0	0.0	-	33	12	33	12	0.0%	0.0%	33	12	33	12	0.0%	0.0%
F09	R1	RESIDENTIAL	BEDROOM	W5/F09	28.4	28.4	0	0.0%	28.4	28.4	0	0.0%	93.6	93.6	0.0	0.0%	N/A	N/A	N/A	N/A	N/A	N/A	N/A	N/A	N/A	N/A	N/A	N/A
	R2	RESIDENTIAL	BEDROOM	W6/F09	27.5	27.5	0	0.0%	27.5	27.5	0	0.0%	96.1	96.1	0.0	0.0%	N/A	N/A	N/A	N/A	N/A	N/A	N/A	N/A	N/A	N/A	N/A	N/A
	R3	RESIDENTIAL	BEDROOM	W7/F09	25.8	25.8	0	0.0%	25.8	25.8	0	0.0%	83.3	83.3	0.0	0.0%	N/A	N/A	N/A	N/A	N/A	N/A	N/A	N/A	N/A	N/A	N/A	N/A
	R4	RESIDENTIAL	BEDROOM	W8/F09	24.2	24.2	0	0.0%	24.2	24.2	0	0.0%	76.3	76.3	0.0	0.0%	N/A	N/A	N/A	N/A	N/A	N/A	N/A	N/A	N/A	N/A	N/A	N/A
	R5	RESIDENTIAL	LKD	W9/F09	22.4	22.4	0	0.0%	13.7	13.5	0.2	1.5%	100	100	0.0	0.0%	N/A	N/A	N/A	N/A	N/A	N/A	N/A	N/A	N/A	N/A	N/A	N/A
			LKD	W10/F09	21.5	21.5	0	0.0%									N/A	N/A	N/A	N/A	N/A	N/A						
			LKD	W11/F09	16.9	15.8	1.1	6.5%									N/A	N/A	N/A	N/A	N/A	N/A						
			LKD	W12/F09	8.6	8.6	0	0.0%									N/A	N/A	N/A	N/A	N/A	N/A						
	R6	RESIDENTIAL	BEDROOM	W13/F09	9.9	9.9	0	0.0%	20.3	17.9	2.4	11.8%	99.3	99.3	0.0	0.0%	N/A	N/A	N/A	N/A	N/A	N/A	N/A	N/A	N/A	N/A	N/A	N/A
			BEDROOM	W14/F09	31.5	26.6	4.9	15.6%									N/A	N/A	N/A	N/A	N/A	N/A						
	R7	RESIDENTIAL	BEDROOM	W15/F09	32.2	27	5.2	16.1%	32.2	27	5.2	16.1%	98.8	98.8	0.0	0.0%	N/A	N/A	N/A	N/A	N/A	N/A	N/A	N/A	N/A	N/A	N/A	N/A
	R8	RESIDENTIAL	LKD	W16/F09	33.1	27.4	5.7	17.2%	24.2	19.1	5.1	21.1%	92.6	92.6	0.0	0.0%	31	6	19	4	38.7%	33.3%	31	6	20	4	35.5%	33.3%
			LKD	W17/F09	33.4	27.5	5.9	17.7%									31	6	19	4	38.7%	33.3%						
			LKD	W25/F09	13.3	9	4.3	32.3%									26	5	13	3	50.0%	40.0%						
	R9 (3)	RESIDENTIAL	LKD	W18/F09	11.9	7.4	4.5	37.8%	10.4	6.6	3.8	36.5%	89.5	86.4	1.2	3.4%	N/A	N/A	N/A	N/A	N/A	N/A	N/A	N/A	N/A	N/A	N/A	N/A
			LKD	W19/F09	9.5	6.2	3.3	34.7%									N/A	N/A	N/A	N/A	N/A	N/A						
	R10	RESIDENTIAL	BEDROOM	W20/F09	9.2	8.3	0.9	9.8%	10	9.5	0.5	5.0%	100	100	0.0	0.0%	N/A	N/A	N/A	N/A	N/A	N/A	N/A	N/A	N/A	N/A	N/A	N/A
			BEDROOM	W21/F09	11.5	11.5	0	0.0%									N/A	N/A	N/A	N/A	N/A	N/A						
	R11	RESIDENTIAL	BEDROOM	W22/F09	38.3	29.7	8.6	22.5%	38.3	29.7	8.6	22.5%	97.6	91.8	0.9	5.9%	N/A	N/A	N/A	N/A	N/A	N/A	N/A	N/A	N/A	N/A	N/A	N/A
	R12	RESIDENTIAL	BEDROOM	W23/F09	38.4	29.8	8.6	22.4%	33.7	26.9	6.8	20.2%	99.5	99.5	0.0	0.0%	42	12	31	11	26.2%	8.3%	42	12	34	12	19.0%	0.0%
			BEDROOM	W24/F09	38.4	29.8	8.6	22.4%									42	12	31	11	26.2%	8.3%						
			BEDROOM	W26/F09	24.3	21.1	3.2	13.2%									40	12	32	12	20.0%	0.0%						
	R13	RESIDENTIAL	LKD	W28/F09	13.9	10.9	3	21.6%	24.7	20.8	3.9	15.8%	89.6	89.6	0.0	0.0%	90	18	72	18	20.0%	0.0%	72	20	64	20	11.1%	0.0%
			LKD	W29/F09	14.7	7.6	7.1	48.3%									10	0	8	0	90.0%	0.0%						
			LKD	W30/F09	34.7	31.9	2.8	8.1%									71	20	62	20	12.7%	0.0%						
			LKD	W31/F09	34.6	31.9	2.7	7.8%									71	20	62	20	12.7%	0.0%						
			LKD	W32/F09	34.5	31.9	2.6	7.5%									70	20	62	20	11.4%	0.0%						
	R14 (3)	RESIDENTIAL	LKD	W33/F09	34.3	32	2.3	6.7%	34.3	32	2.3	6.7%	94	93.1	0.2	1.0%	70	20	62	20	11.4%	0.0%	70	20	62	20	11.4%	0.0%
SHARD PLACE (CONTINUED)																												
	R15	RESIDENTIAL	BEDROOM	W34/F09	33.9	31.9	2	5.9%	33.9	31.9	2	5.9%	97.5	97.5	0.0	0.0%	69	19	62	19	10.1%	0.0%	69	19	62	19	10.1%	0.0%
	R16	RESIDENTIAL	LKD	W35/F09	33.6	31.8	1.8	5.4%	20.9	20.1	0.8	3.8%	98.9	98.9	0.0	0.0%	68	19	61	19	10.3%	0.0%	69	19	62	19	10.1%	0.0%
			LKD	W36/F09	33.5	31.8	1.7	5.1%									67	19	60	19	10.4%	0.0%						
			LKD	W37/F09	33.4	31.7	1.7	5.1%									68	19	61	19	10.3%	0.0%						
			LKD	W38/F09	9	9	0	0.0%									15	4	15	4	0.0%	0.0%						
			LKD	W39/F09	6.6	6.6	0	0.0%									24	8	24	8	0.0%	0.0%						
	R17	RESIDENTIAL	BEDROOM	W40/F09	2.6	2.6	0	0.0%	2.6	2.6	0	0.0%	28.3	28.3	0.0	0.0%	6	3	6	3	0.0%	0.0%	6	3	6	3	0.0%	0.0%
	R18	RESIDENTIAL	LKD	W41/F09	15.1	15.1	0	0.0%	16	16	0	0.0%	93.6	93.6	0.0	0.0%	35	13	35	13	0.0%	0.0%	43	16	43	16	0.0%	0.0%
			LKD	W43/F09	17.2	17.2	0	0.0%									41	15	41	15	0.0%	0.0%						
			LKD	W45/F09	16.2	16.2	0	0.0%									39	14	39	14	0.0%	0.0%						
	R19	RESIDENTIAL	BEDROOM	W42/F09	4	4	0	0.0%	4	4	0	0.0%	41.6	41.6	0.0	0.0%	10	4	10	4	0.0%	0.0%	10	4	10	4	0.0%	0.0%

(1) KITCHEN SMALLER THAN 13m2

(2) INC\HZ = SKY COMPONENT (INCLINED\HORIZONTAL WINDOWS)

(3) SINGLE ASPECT ROOM DEEPER THAN 5m

					VSC (WINDOW)				VSC (ROOM)				NSL				APSH (WINDOW)						APSH (ROOM)					
FLOOR	ROOM	PROPERTY TYPE	ROOM USE	WINDOW	EX. %	PR. %	LOSS	LOSS %	EX. %	PR. %	LOSS	LOSS %	EX. %	PR. %	LOSS SQM	LOSS %	EX.		PR.		LOSS %		EX.		PR.		LOSS %	
																	ANNUAL	WINTER	ANNUAL	WINTER	ANNUAL	WINTER	ANNUAL	WINTER	ANNUAL	WINTER	ANNUAL	WINTER
	R20	RESIDENTIAL	LKD	W44/F09	7.5	7.5	0	0.0%	15.5	15.5	0	0.0%	95.1	95.1	0.0	0.0%	14	4	14	4	0.0%	0.0%	15	4	15	4	0.0%	0.0%
			LKD	W51/F09	23.5	23.5	0	0.0%																				
	R21	RESIDENTIAL	BEDROOM	W46/F09	14	14	0	0.0%	14	14	0	0.0%	55.3	55.3	0.0	0.0%	33	12	33	12	0.0%	0.0%	33	12	33	12	0.0%	0.0%
	R22	RESIDENTIAL	BEDROOM	W47/F09	0.1	0.1	0	0.0%	0	0	0	-	4.8	4.8	0.0	0.0%	0	0	0	0	0.0%	0.0%	0	0	0	0	0.0%	0.0%
			BEDROOM	W48/F09	0	0	0	-									0	0	0	0	0.0%	0.0%						
	R23 (3)	RESIDENTIAL	LKD	W49/F09	0	0	0	-	0.4	0.4	0	0.0%	9.5	9.5	0.0	0.0%	0	0	0	0	0.0%	0.0%	0	0	0	0	0.0%	0.0%
			LKD	W50/F09	1	1	0	0.0%									0	0	0	0	0.0%	0.0%						
	R24	RESIDENTIAL	LKD	W1/F09	1.3	1.3	0	0.0%	11.1	11.1	0	0.0%	87.2	87.2	0.0	0.0%	2	0	2	0	0.0%	0.0%	5	0	5	0	0.0%	0.0%
			LKD	W2/F09	0.1	0.1	0	0.0%									0	0	0	0	0.0%	0.0%						
			LKD	W3/F09	28.7	28.7	0	0.0%																				
			LKD	W4/F09	28.7	28.7	0	0.0%									5	0	5	0	0.0%	0.0%						
			LKD	W52/F09	4.2	4.2	0	0.0%																				
	R25	RESIDENTIAL	BEDROOM	W27/F09	7	3.1	3.9	55.7%	7	3.1	3.9	55.7%	61.9	42.2	2.3	31.9%	15	2	2	0	86.7%	100.0%	15	2	2	0	86.7%	100.0%
	R26	RESIDENTIAL	BEDROOM	W53/F09	15.5	15.5	0	0.0%	15.5	15.5	0	0.0%	0	0	0.0	-	34	12	34	12	0.0%	0.0%	34	12	34	12	0.0%	0.0%
F10	R1	RESIDENTIAL	BEDROOM	W5/F10	28.9	28.9	0	0.0%	28.9	28.9	0	0.0%	93.7	93.7	0.0	0.0%	N/A	N/A	N/A	N/A	N/A	N/A	N/A	N/A	N/A	N/A	N/A	N/A
	R2	RESIDENTIAL	BEDROOM	W6/F10	28	28	0	0.0%	28	28	0	0.0%	96.2	96.2	0.0	0.0%	N/A	N/A	N/A	N/A	N/A	N/A	N/A	N/A	N/A	N/A	N/A	N/A
	R3	RESIDENTIAL	BEDROOM	W7/F10	26.3	26.3	0	0.0%	26.3	26.3	0	0.0%	84.7	84.7	0.0	0.0%	N/A	N/A	N/A	N/A	N/A	N/A	N/A	N/A	N/A	N/A	N/A	N/A
	R4	RESIDENTIAL	BEDROOM	W8/F10	24.8	24.8	0	0.0%	24.8	24.8	0	0.0%	77.7	77.7	0.0	0.0%	N/A	N/A	N/A	N/A	N/A	N/A	N/A	N/A	N/A	N/A	N/A	N/A
	R5	RESIDENTIAL	LKD	W9/F10	23.1	23.1	0	0.0%	14	13.9	0.1	0.7%	100	100	0.0	0.0%	N/A	N/A	N/A	N/A	N/A	N/A	N/A	N/A	N/A	N/A	N/A	N/A
			LKD	W10/F10	22.1	22.1	0	0.0%									N/A	N/A	N/A	N/A	N/A	N/A						
SHARD PLACE (CONTINUED)																												
			LKD	W11/F10	17.1	16.1	1	5.8%									N/A	N/A	N/A	N/A	N/A	N/A						
			LKD	W12/F10	8.8	8.8	0	0.0%									N/A	N/A	N/A	N/A	N/A	N/A						
	R6	RESIDENTIAL	BEDROOM	W13/F10	10.6	10.6	0	0.0%	20.9	18.6	2.3	11.0%	99.3	99.3	0.0	0.0%	N/A	N/A	N/A	N/A	N/A	N/A	N/A	N/A	N/A	N/A	N/A	N/A
			BEDROOM	W14/F10	32	27.2	4.8	15.0%									N/A	N/A	N/A	N/A	N/A	N/A						
	R7	RESIDENTIAL	BEDROOM	W15/F10	32.7	27.6	5.1	15.6%	32.7	27.6	5.1	15.6%	98.8	98.8	0.0	0.0%	N/A	N/A	N/A	N/A	N/A	N/A	N/A	N/A	N/A	N/A	N/A	N/A
	R8	RESIDENTIAL	LKD	W16/F10	33.6	28.1	5.5	16.4%	24.5	19.6	4.9	20.0%	93	93	0.0	0.0%	25	6	20	4	20.0%	33.3%	31	6	20	4	35.5%	33.3%
			LKD	W17/F10	33.8	28.2	5.6	16.6%									31	6	19	4	38.7%	33.3%						
			LKD	W25/F10	13.4	9.3	4.1	30.6%									26	5	13	3	50.0%	40.0%						
	R9 (3)	RESIDENTIAL	LKD	W18/F10	11.9	7.5	4.4	37.0%	10.4	6.7	3.7	35.6%	89.5	86.5	1.2	3.3%	N/A	N/A	N/A	N/A	N/A	N/A	N/A	N/A	N/A	N/A	N/A	N/A
			LKD	W19/F10	9.5	6.2	3.3	34.7%									N/A	N/A	N/A	N/A	N/A	N/A						
	R10	RESIDENTIAL	BEDROOM	W20/F10	9.2	8.3	0.9	9.8%	10	9.5	0.5	5.0%	100	100	0.0	0.0%	N/A	N/A	N/A	N/A	N/A	N/A	N/A	N/A	N/A	N/A	N/A	N/A
			BEDROOM	W21/F10	11.5	11.5	0	0.0%									N/A	N/A	N/A	N/A	N/A	N/A						
	R11	RESIDENTIAL	BEDROOM	W22/F10	38.4	30.1	8.3	21.6%	38.4	30.1	8.3	21.6%	97.6	92.3	0.8	5.5%	N/A	N/A	N/A	N/A	N/A	N/A	N/A	N/A	N/A	N/A	N/A	N/A
	R12	RESIDENTIAL	BEDROOM	W23/F10	38.5	30.1	8.4	21.8%	33.8	27.1	6.7	19.8%	99.5	99.5	0.0	0.0%	50	12	39	12	22.0%	0.0%	42	12	34	12	19.0%	0.0%
			BEDROOM	W24/F10	38.5	30.1	8.4	21.8%									42	12	33	12	21.4%	0.0%						
			BEDROOM	W26/F10	24.3	21.2	3.1	12.8%									40	12	32	12	20.0%	0.0%						
	R13	RESIDENTIAL	LKD	W28/F10	14	11.1	2.9	20.7%	24.8	21.1	3.7	14.9%	89.6	89.6	0.0	0.0%	28	7	22	7	15.4%	0.0%	73	20	65	20	11.0%	0.0%
			LKD	W29/F10	14.7	7.8	6.9	46.9%									85	20	72	20	15.4%	0.0%						
			LKD	W30/F10	34.9	32.1	2.8	8.0%									72	20	63	20	12.5%	0.0%						
			LKD	W31/F10	34.8	32.2	2.6	7.5%									71	20	62	20	12.7%	0.0%						
			LKD	W32/F10	34.7	32.2	2.5	7.2%									71	20	63	20	11.3%	0.0%						
	R14 (3)	RESIDENTIAL	LKD	W33/F10	34.4	32.2	2.2	6.4%	34.4	32.2	2.2	6.4%	94	93.2	0.2	0.9%	70	20	62	20	11.4%	0.0%	70	20	62	20	11.4%	0.0%
	R15	RESIDENTIAL	BEDROOM	W34/F10	34.1	32.1	2	5.9%	34.1	32.1	2	5.9%	97.9	97.9	0.0	0.0%	69	19	62	19	10.1%	0.0%	69	19	62	19	10.1%	0.0%
	R16	RESIDENTIAL	LKD	W35/F10	33.8	32	1.8	5.3%	21.1	20.3	0.8	3.8%	98.9	98.9	0.0	0.0%	69	19	62	19	10.1%	0.0%	70	19	63	19	10.0%	0.0%

(1) KITCHEN SMALLER THAN 13m2

(2) INC\HZ = SKY COMPONENT (INCLINED\HORIZONTAL WINDOWS)

(3) SINGLE ASPECT ROOM DEEPER THAN 5m

					VSC (WINDOW)				VSC (ROOM)				NSL				APSH (WINDOW)						APSH (ROOM)					
FLOOR	ROOM	PROPERTY TYPE	ROOM USE	WINDOW	EX. %	PR. %	LOSS	LOSS %	EX. %	PR. %	LOSS	LOSS %	EX. %	PR. %	LOSS SQM	LOSS %	EX.		PR.		LOSS %		EX.		PR.		LOSS %	
																	ANNUAL	WINTER	ANNUAL	WINTER	ANNUAL	WINTER	ANNUAL	WINTER	ANNUAL	WINTER	ANNUAL	WINTER
			LKD	W36/F10	33.7	32	1.7	5.0%									68	19	61	19	10.3%	0.0%						
			LKD	W37/F10	33.6	32	1.6	4.8%									68	19	61	19	10.3%	0.0%						
			LKD	W38/F10	9.1	9.1	0	0.0%									15	4	15	4	0.0%	0.0%						
			LKD	W39/F10	6.8	6.8	0	0.0%									25	8	25	8	0.0%	0.0%						
	R17	RESIDENTIAL	BEDROOM	W40/F10	2.8	2.8	0	0.0%	2.8	2.8	0	0.0%	29.3	29.3	0.0	0.0%	6	3	6	3	0.0%	0.0%	6	3	6	3	0.0%	0.0%
	R18	RESIDENTIAL	LKD	W41/F10	15.3	15.3	0	0.0%	16.3	16.3	0	0.0%	93.6	93.6	0.0	0.0%	38	13	38	13	0.0%	0.0%	44	16	44	16	0.0%	0.0%
			LKD	W43/F10	17.6	17.6	0	0.0%									41	15	41	15	0.0%	0.0%						
SHARD PLACE (CONTINUED)																												
			LKD	W45/F10	16.6	16.6	0	0.0%									40	15	40	15	0.0%	0.0%						
	R19	RESIDENTIAL	BEDROOM	W42/F10	4.3	4.3	0	0.0%	4.3	4.3	0	0.0%	42.9	42.9	0.0	0.0%	10	4	10	4	0.0%	0.0%	10	4	10	4	0.0%	0.0%
	R20	RESIDENTIAL	LKD	W44/F10	7.9	7.9	0	0.0%	15.8	15.8	0	0.0%	95.2	95.2	0.0	0.0%	15	5	15	5	0.0%	0.0%	16	5	16	5	0.0%	0.0%
			LKD	W51/F10	23.7	23.7	0	0.0%										0		0	0.0%	0.0%						
	R21	RESIDENTIAL	BEDROOM	W46/F10	14.3	14.3	0	0.0%	14.3	14.3	0	0.0%	56.2	56.2	0.0	0.0%	34	12	34	12	0.0%	0.0%	34	12	34	12	0.0%	0.0%
	R22	RESIDENTIAL	BEDROOM	W47/F10	0.1	0.1	0	0.0%	0	0	0	-	5.4	5.4	0.0	0.0%	0	0	0	0	0.0%	0.0%	0	0	0	0	0.0%	0.0%
			BEDROOM	W48/F10	0	0	0	-									0	0	0	0	0.0%	0.0%						
	R23 (3)	RESIDENTIAL	LKD	W49/F10	0	0	0	-	0.4	0.4	0	0.0%	11.2	11.2	0.0	0.0%	0	0	0	0	0.0%	0.0%	0	0	0	0	0.0%	0.0%
			LKD	W50/F10	1.1	1.1	0	0.0%									0	0	0	0	0.0%	0.0%						
	R24	RESIDENTIAL	LKD	W1/F10	1.3	1.3	0	0.0%	11.3	11.3	0	0.0%	87.2	87.2	0.0	0.0%	2	0	2	0	0.0%	0.0%	5	0	5	0	0.0%	0.0%
			LKD	W2/F10	0.2	0.2	0	0.0%									0	0	0	0	0.0%	0.0%						
			LKD	W3/F10	29.2	29.2	0	0.0%									5	0	5	0	0.0%	0.0%						
			LKD	W4/F10	29.2	29.2	0	0.0%									5	0	5	0	0.0%	0.0%						
			LKD	W52/F10	4.3	4.3	0	0.0%									3	0	3	0	0.0%	0.0%						
	R25	RESIDENTIAL	BEDROOM	W27/F10	7.1	3.3	3.8	53.5%	7.1	3.3	3.8	53.5%	62.7	44.3	2.2	29.3%	15	2	3	0	80.0%	100.0%	15	2	3	0	80.0%	100.0%
	R26	RESIDENTIAL	BEDROOM	W53/F10	15.5	15.5	0	0.0%	15.5	15.5	0	0.0%	0	0	0.0	-	34	12	34	12	0.0%	0.0%	34	12	34	12	0.0%	0.0%
F11	R1	RESIDENTIAL	BEDROOM	W5/F11	29.3	29.3	0	0.0%	29.3	29.3	0	0.0%	93.8	93.8	0.0	0.0%	N/A	N/A	N/A	N/A	N/A	N/A	N/A	N/A	N/A	N/A	N/A	N/A
	R2	RESIDENTIAL	BEDROOM	W6/F11	28.5	28.5	0	0.0%	28.5	28.5	0	0.0%	96.2	96.2	0.0	0.0%	N/A	N/A	N/A	N/A	N/A	N/A	N/A	N/A	N/A	N/A	N/A	N/A
	R3	RESIDENTIAL	BEDROOM	W7/F11	26.9	26.9	0	0.0%	26.9	26.9	0	0.0%	86.6	86.6	0.0	0.0%	N/A	N/A	N/A	N/A	N/A	N/A	N/A	N/A	N/A	N/A	N/A	N/A
	R4	RESIDENTIAL	BEDROOM	W8/F11	25.4	25.4	0	0.0%	25.4	25.4	0	0.0%	80.3	80.3	0.0	0.0%	N/A	N/A	N/A	N/A	N/A	N/A	N/A	N/A	N/A	N/A	N/A	N/A
	R5	RESIDENTIAL	LKD	W9/F11	23.7	23.7	0	0.0%	14.3	14.2	0.1	0.7%	100	100	0.0	0.0%	N/A	N/A	N/A	N/A	N/A	N/A	N/A	N/A	N/A	N/A	N/A	N/A
			LKD	W10/F11	22.8	22.8	0	0.0%									N/A	N/A	N/A	N/A	N/A	N/A						
			LKD	W11/F11	17.4	16.4	1	5.7%									N/A	N/A	N/A	N/A	N/A	N/A						
			LKD	W12/F11	9	9	0	0.0%									N/A	N/A	N/A	N/A	N/A	N/A						
	R6	RESIDENTIAL	BEDROOM	W13/F11	11.5	11.5	0	0.0%	21.6	19.4	2.2	10.2%	99.3	99.3	0.0	0.0%	N/A	N/A	N/A	N/A	N/A	N/A	N/A	N/A	N/A	N/A	N/A	N/A
			BEDROOM	W14/F11	32.6	27.9	4.7	14.4%									N/A	N/A	N/A	N/A	N/A	N/A						
	R7	RESIDENTIAL	BEDROOM	W15/F11	33.2	28.3	4.9	14.8%	33.2	28.3	4.9	14.8%	98.8	98.8	0.0	0.0%	N/A	N/A	N/A	N/A	N/A	N/A	N/A	N/A	N/A	N/A	N/A	N/A
	R8	RESIDENTIAL	LKD	W16/F11	34	28.7	5.3	15.6%	24.8	20.1	4.7	19.0%	93.2	93.2	0.0	0.0%	31	6	20	4	35.5%	33.3%	31	6	20	4	35.5%	33.3%
			LKD	W17/F11	34.3	28.8	5.5	16.0%									31	6	20	4	35.5%	33.3%						
			LKD	W25/F11	13.6	9.6	4	29.4%									26	5	13	3	50.0%	40.0%						
	R9 (3)	RESIDENTIAL	LKD	W18/F11	11.9	7.6	4.3	36.1%	10.4	6.8	3.6	34.6%	89.5	86.5	1.1	3.3%	N/A	N/A	N/A	N/A	N/A	N/A	N/A	N/A	N/A	N/A	N/A	N/A
SHARD PLACE (CONTINUED)																												
			LKD	W19/F11	9.5	6.3	3.2	33.7%									N/A	N/A	N/A	N/A	N/A	N/A						
	R10	RESIDENTIAL	BEDROOM	W20/F11	9.2	8.4	0.8	8.7%	10.1	9.6	0.5	5.0%	100	100	0.0	0.0%	N/A	N/A	N/A	N/A	N/A	N/A	N/A	N/A	N/A	N/A	N/A	N/A
			BEDROOM	W21/F11	11.6	11.6	0	0.0%									N/A	N/A	N/A	N/A	N/A	N/A						
	R11	RESIDENTIAL	BEDROOM	W22/F11	38.5	30.4	8.1	21.0%	38.5	30.4	8.1	21.0%	97.6	92.9	0.7	4.8%	N/A	N/A	N/A	N/A	N/A	N/A	N/A	N/A	N/A	N/A	N/A	N/A
	R12	RESIDENTIAL	BEDROOM	W23/F11	38.6	30.5	8.1	21.0%	33.8	27.4	6.4	18.9%	99.5	99.5	0.0	0.0%	42	12	31	11	26.2%	8.3%	42	12	34	12	19.0%	0.0%

(1) KITCHEN SMALLER THAN 13m2

(2) INC\HZ = SKY COMPONENT (INCLINED\HORIZONTAL WINDOWS)

(3) SINGLE ASPECT ROOM DEEPER THAN 5m

					VSC (WINDOW)				VSC (ROOM)				NSL				APSH (WINDOW)						APSH (ROOM)					
FLOOR	ROOM	PROPERTY TYPE	ROOM USE	WINDOW	EX. %	PR. %	LOSS	LOSS %	EX. %	PR. %	LOSS	LOSS %	EX. %	PR. %	LOSS SQM	LOSS %	EX.		PR.		LOSS %		EX.		PR.		LOSS %	
																	ANNUAL	WINTER	ANNUAL	WINTER	ANNUAL	WINTER	ANNUAL	WINTER	ANNUAL	WINTER	ANNUAL	WINTER
			BEDROOM	W24/F11	38.6	30.5	8.1	21.0%									38	12	33	11	13.2%	8.3%						
			BEDROOM	W26/F11	24.3	21.3	3	12.3%									40	12	32	12	20.0%	0.0%						
	R13	RESIDENTIAL	LKD	W28/F11	14	11.2	2.8	20.0%	24.9	21.3	3.6	14.5%	89.6	89.6	0.0	0.0%	38	12	32	12	15.8%	0.0%	73	20	65	20	11.0%	0.0%
			LKD	W29/F11	14.7	8.1	6.6	44.9%									10	0	8	0	90.0%	0.0%						
			LKD	W30/F11	35	32.4	2.6	7.4%									72	20	63	20	12.5%	0.0%						
			LKD	W31/F11	34.9	32.4	2.5	7.2%									72	20	63	20	12.5%	0.0%						
			LKD	W32/F11	34.8	32.4	2.4	6.9%									72	20	64	20	11.1%	0.0%						
	R14 (3)	RESIDENTIAL	LKD	W33/F11	34.6	32.4	2.2	6.4%	34.6	32.4	2.2	6.4%	94	93.4	0.2	0.7%	71	20	63	20	11.3%	0.0%	71	20	63	20	11.3%	0.0%
	R15	RESIDENTIAL	BEDROOM	W34/F11	34.2	32.4	1.8	5.3%	34.2	32.4	1.8	5.3%	98.2	98.2	0.0	0.0%	69	19	62	19	10.1%	0.0%	69	19	62	19	10.1%	0.0%
	R16	RESIDENTIAL	LKD	W35/F11	34	32.3	1.7	5.0%	21.3	20.4	0.9	4.2%	98.9	98.9	0.0	0.0%	69	19	62	19	10.1%	0.0%	71	20	64	20	9.9%	0.0%
			LKD	W36/F11	33.8	32.2	1.6	4.7%									69	19	62	19	10.1%	0.0%						
			LKD	W37/F11	33.7	32.2	1.5	4.5%									70	20	63	20	10.0%	0.0%						
			LKD	W38/F11	9.2	9.2	0	0.0%									15	4	15	4	0.0%	0.0%						
			LKD	W39/F11	7	7	0	0.0%									25	8	25	8	0.0%	0.0%						
	R17	RESIDENTIAL	BEDROOM	W40/F11	3.1	3.1	0	0.0%	3.1	3.1	0	0.0%	30.9	30.9	0.0	0.0%	6	3	6	3	0.0%	0.0%	6	3	6	3	0.0%	0.0%
	R18	RESIDENTIAL	LKD	W41/F11	15.4	15.4	0	0.0%	16.5	16.5	0	0.0%	93.7	93.7	0.0	0.0%	40	14	40	14	0.0%	0.0%	45	16	45	16	0.0%	0.0%
			LKD	W43/F11	17.9	17.9	0	0.0%									41	15	41	15	0.0%	0.0%						
			LKD	W45/F11	16.9	16.9	0	0.0%									40	15	40	15	0.0%	0.0%						
	R19	RESIDENTIAL	BEDROOM	W42/F11	4.7	4.7	0	0.0%	4.7	4.7	0	0.0%	44.2	44.2	0.0	0.0%	10	4	10	4	0.0%	0.0%	10	4	10	4	0.0%	0.0%
	R20	RESIDENTIAL	LKD	W44/F11	8.4	8.4	0	0.0%	16.1	16.1	0	0.0%	95.2	95.2	0.0	0.0%	16	6	16	6	0.0%	0.0%	17	6	17	6	0.0%	0.0%
			LKD	W51/F11	23.8	23.8	0	0.0%									6	2	6	2	0.0%	0.0%						
	R21	RESIDENTIAL	BEDROOM	W46/F11	14.7	14.7	0	0.0%	14.7	14.7	0	0.0%	56.8	56.8	0.0	0.0%	34	12	34	12	0.0%	0.0%	34	12	34	12	0.0%	0.0%
	R22	RESIDENTIAL	BEDROOM	W47/F11	0.2	0.2	0	0.0%	0.1	0.1	0	0.0%	5.9	5.9	0.0	0.0%	0	0	0	0	0.0%	0.0%	0	0	0	0	0.0%	0.0%
			BEDROOM	W48/F11	0	0	0	-									0	0	0	0	0.0%	0.0%						
	R23 (3)	RESIDENTIAL	LKD	W49/F11	0	0	0	-	0.4	0.4	0	0.0%	13.7	13.7	0.0	0.0%	0	0	0	0	0.0%	0.0%	0	0	0	0	0.0%	0.0%
			LKD	W50/F11	1.2	1.2	0	0.0%									0	0	0	0	0.0%	0.0%						
SHARD PLACE (CONTINUED)																												
	R24	RESIDENTIAL	LKD	W1/F11	1.4	1.4	0	0.0%	11.4	11.4	0	0.0%	87.3	87.3	0.0	0.0%	2	0	2	0	0.0%	0.0%	5	0	5	0	0.0%	0.0%
			LKD	W2/F11	0.2	0.2	0	0.0%									0	0	0	0	0.0%	0.0%						
			LKD	W3/F11	29.6	29.6	0	0.0%									5	2	5	2	0.0%	0.0%						
			LKD	W4/F11	29.6	29.6	0	0.0%									5	0	5	0	0.0%	0.0%						
			LKD	W52/F11	4.4	4.4	0	0.0%									4	2	4	2	0.0%	0.0%						
	R25	RESIDENTIAL	BEDROOM	W27/F11	7.3	3.6	3.7	50.7%	7.3	3.6	3.7	50.7%	64	47.7	1.9	25.4%	15	2	3	0	80.0%	100.0%	15	2	3	0	80.0%	100.0%
	R26	RESIDENTIAL	BEDROOM	W53/F11	15.5	15.5	0	0.0%	15.5	15.5	0	0.0%	0	0	0.0	-	34	12	34	12	0.0%	0.0%	34	12	34	12	0.0%	0.0%
F12	R1	RESIDENTIAL	BEDROOM	W5/F12	29.8	29.8	0	0.0%	29.8	29.8	0	0.0%	94	94	0.0	0.0%	N/A	N/A	N/A	N/A	N/A	N/A	N/A	N/A	N/A	N/A	N/A	N/A
	R2	RESIDENTIAL	BEDROOM	W6/F12	29.1	29.1	0	0.0%	29.1	29.1	0	0.0%	96.3	96.3	0.0	0.0%	N/A	N/A	N/A	N/A	N/A	N/A	N/A	N/A	N/A	N/A	N/A	N/A
	R3	RESIDENTIAL	BEDROOM	W7/F12	27.5	27.5	0	0.0%	27.5	27.5	0	0.0%	88.8	88.8	0.0	0.0%	N/A	N/A	N/A	N/A	N/A	N/A	N/A	N/A	N/A	N/A	N/A	N/A
	R4	RESIDENTIAL	BEDROOM	W8/F12	26.1	26.1	0	0.0%	26.1	26.1	0	0.0%	82.5	82.5	0.0	0.0%	N/A	N/A	N/A	N/A	N/A	N/A	N/A	N/A	N/A	N/A	N/A	N/A
	R5	RESIDENTIAL	LKD	W9/F12	24.4	24.4	0	0.0%	14.8	14.6	0.2	1.4%	100	100	0.0	0.0%	N/A	N/A	N/A	N/A	N/A	N/A	N/A	N/A	N/A	N/A	N/A	N/A
			LKD	W10/F12	23.5	23.5	0	0.0%									N/A	N/A	N/A	N/A	N/A	N/A						
			LKD	W11/F12	17.6	16.7	0.9	5.1%									N/A	N/A	N/A	N/A	N/A	N/A						
			LKD	W12/F12	9.3	9.3	0	0.0%									N/A	N/A	N/A	N/A	N/A	N/A						
	R6	RESIDENTIAL	BEDROOM	W13/F12	12.5	12.5	0	0.0%	22.4	20.3	2.1	9.4%	99.3	99.3	0.0	0.0%	N/A	N/A	N/A	N/A	N/A	N/A	N/A	N/A	N/A	N/A	N/A	N/A
			BEDROOM	W14/F12	33.1	28.7	4.4	13.3%									N/A	N/A	N/A	N/A	N/A	N/A						
	R7	RESIDENTIAL	BEDROOM	W15/F12	33.7	29	4.7	13.9%	33.7	29	4.7	13.9%	98.8	98.8	0.0	0.0%	N/A	N/A	N/A	N/A	N/A	N/A	N/A	N/A	N/A	N/A	N/A	N/A

(1) KITCHEN SMALLER THAN 13m2

(2) INC\HZ = SKY COMPONENT (INCLINED\HORIZONTAL WINDOWS)

(3) SINGLE ASPECT ROOM DEEPER THAN 5m

					VSC (WINDOW)				VSC (ROOM)				NSL				APSH (WINDOW)						APSH (ROOM)					
FLOOR	ROOM	PROPERTY TYPE	ROOM USE	WINDOW	EX. %	PR. %	LOSS	LOSS %	EX. %	PR. %	LOSS	LOSS %	EX. %	PR. %	LOSS SQM	LOSS %	EX.		PR.		LOSS %		EX.		PR.		LOSS %	
																	ANNUAL	WINTER	ANNUAL	WINTER	ANNUAL	WINTER	ANNUAL	WINTER	ANNUAL	WINTER	ANNUAL	WINTER
	R8	RESIDENTIAL	LKD	W16/F12	34.5	29.4	5.1	14.8%	25.3	20.7	4.6	18.2%	93.3	93.3	0.0	0.0%	31	6	22	4	29.0%	33.3%	31	6	22	4	29.0%	33.3%
			LKD	W17/F12	34.7	29.5	5.2	15.0%									31	6	20	4	35.5%	33.3%						
			LKD	W25/F12	14	10.2	3.8	27.1%									26	5	14	3	46.2%	40.0%						
	R9 (3)	RESIDENTIAL	LKD	W18/F12	11.9	7.6	4.3	36.1%	10.4	6.8	3.6	34.6%	89.5	86.6	1.1	3.2%	N/A	N/A	N/A	N/A	N/A	N/A	N/A	N/A	N/A	N/A	N/A	N/A
			LKD	W19/F12	9.5	6.4	3.1	32.6%									N/A	N/A	N/A	N/A	N/A	N/A						
	R10	RESIDENTIAL	BEDROOM	W20/F12	9.3	8.4	0.9	9.7%	10.1	9.6	0.5	5.0%	100	100	0.0	0.0%	N/A	N/A	N/A	N/A	N/A	N/A	N/A	N/A	N/A	N/A	N/A	N/A
			BEDROOM	W21/F12	11.6	11.6	0	0.0%									N/A	N/A	N/A	N/A	N/A	N/A						
	R11	RESIDENTIAL	BEDROOM	W22/F12	38.6	30.8	7.8	20.2%	38.6	30.8	7.8	20.2%	97.6	93.6	0.6	4.1%	N/A	N/A	N/A	N/A	N/A	N/A	N/A	N/A	N/A	N/A	N/A	N/A
	R12	RESIDENTIAL	BEDROOM	W23/F12	38.7	30.9	7.8	20.2%	33.9	27.7	6.2	18.3%	99.5	99.5	0.0	0.0%	42	12	34	12	19.0%	0.0%	42	12	34	12	19.0%	0.0%
			BEDROOM	W24/F12	38.7	30.9	7.8	20.2%									42	12	34	12	19.0%	0.0%						
			BEDROOM	W26/F12	24.4	21.4	3	12.3%									40	12	32	12	20.0%	0.0%						
	R13	RESIDENTIAL	LKD	W28/F12	14	11.3	2.7	19.3%	25	21.5	3.5	14.0%	89.6	89.6	0.0	0.0%	26	7	22	7	15.4%	0.0%	73	20	65	20	11.0%	0.0%
			LKD	W29/F12	14.8	8.3	6.5	43.9%									18	0		0	44.0%	0.0%						
SHARD PLACE (CONTINUED)																												
			LKD	W30/F12	35.2	32.6	2.6	7.4%									72	20	63	20	12.5%	0.0%						
			LKD	W31/F12	35	32.6	2.4	6.9%									72	20	63	20	12.5%	0.0%						
			LKD	W32/F12	34.9	32.6	2.3	6.6%									72	20	64	20	11.1%	0.0%						
	R14 (3)	RESIDENTIAL	LKD	W33/F12	34.7	32.6	2.1	6.1%	34.7	32.6	2.1	6.1%	94	93.5	0.1	0.5%	72	20	64	20	11.1%	0.0%	72	20	64	20	11.1%	0.0%
	R15	RESIDENTIAL	BEDROOM	W34/F12	34.4	32.6	1.8	5.2%	34.4	32.6	1.8	5.2%	98.2	98.2	0.0	0.0%	70	19	63	19	10.0%	0.0%	70	19	63	19	10.0%	0.0%
	R16	RESIDENTIAL	LKD	W35/F12	34.1	32.5	1.6	4.7%	21.4	20.6	0.8	3.7%	98.9	98.9	0.0	0.0%	70	19	63	19	10.0%	0.0%	72	20	65	20	9.7%	0.0%
			LKD	W36/F12	34	32.4	1.6	4.7%									70	19	63	19	10.0%	0.0%						
			LKD	W37/F12	33.9	32.4	1.5	4.4%									72	20	65	20	9.7%	0.0%						
			LKD	W38/F12	9.3	9.3	0	0.0%									15	4	15	4	0.0%	0.0%						
			LKD	W39/F12	7.1	7.1	0	0.0%									25	8	25	8	0.0%	0.0%						
	R17	RESIDENTIAL	BEDROOM	W40/F12	3.6	3.6	0	0.0%	3.6	3.6	0	0.0%	33.2	33.2	0.0	0.0%	6	3	6	3	0.0%	0.0%	6	3	6	3	0.0%	0.0%
	R18	RESIDENTIAL	LKD	W41/F12	15.6	15.6	0	0.0%	16.8	16.8	0	0.0%	93.9	93.9	0.0	0.0%	40	14	40	14	0.0%	0.0%	45	16	45	16	0.0%	0.0%
			LKD	W43/F12	18.2	18.2	0	0.0%									41	15	41	15	0.0%	0.0%						
			LKD	W45/F12	17.3	17.3	0	0.0%									40	15	40	15	0.0%	0.0%						
	R19	RESIDENTIAL	BEDROOM	W42/F12	5.3	5.3	0	0.0%	5.3	5.3	0	0.0%	46.5	46.5	0.0	0.0%	10	4	10	4	0.0%	0.0%	10	4	10	4	0.0%	0.0%
	R20	RESIDENTIAL	LKD	W44/F12	9.1	9.1	0	0.0%	16.5	16.5	0	0.0%	95.3	95.3	0.0	0.0%	16	5	16	5	0.0%	0.0%	17	5	17	5	0.0%	0.0%
			LKD	W51/F12	23.9	23.9	0	0.0%										0		0	0.0%	0.0%						
	R21	RESIDENTIAL	BEDROOM	W46/F12	15.1	15.1	0	0.0%	15.1	15.1	0	0.0%	57.5	57.5	0.0	0.0%	35	12	35	12	0.0%	0.0%	35	12	35	12	0.0%	0.0%
	R22	RESIDENTIAL	BEDROOM	W47/F12	0.2	0.2	0	0.0%	0.1	0.1	0	0.0%	6.9	6.9	0.0	0.0%	0	0	0	0	0.0%	0.0%	0	0	0	0	0.0%	0.0%
			BEDROOM	W48/F12	0	0	0	-									0	0	0	0	0.0%	0.0%						
	R23 (3)	RESIDENTIAL	LKD	W49/F12	0	0	0	-	0.5	0.5	0	0.0%	16.3	16.3	0.0	0.0%	0	0	0	0	0.0%	0.0%	0	0	0	0	0.0%	0.0%
			LKD	W50/F12	1.3	1.3	0	0.0%									0	0	0	0	0.0%	0.0%						
	R24	RESIDENTIAL	LKD	W1/F12	1.4	1.4	0	0.0%	11.6	11.6	0	0.0%	87.3	87.3	0.0	0.0%	3	0	3	0	0.0%	0.0%	5	0	5	0	0.0%	0.0%
			LKD	W2/F12	0.2	0.2	0	0.0%									0	0	0	0	0.0%	0.0%						
			LKD	W3/F12	30.1	30.1	0	0.0%									5	0	5	0	0.0%	0.0%						
			LKD	W4/F12	30.1	30.1	0	0.0%																				
			LKD	W52/F12	4.4	4.4	0	0.0%									3	0	3	0	0.0%	0.0%						
	R25	RESIDENTIAL	BEDROOM	W27/F12	7.6	4.1	3.5	46.1%	7.6	4.1	3.5	46.1%	66	51.3	1.7	22.3%	15	2	3	0	80.0%	100.0%	15	2	3	0	80.0%	100.0%
	R26	RESIDENTIAL	BEDROOM	W53/F12	15.5	15.5	0	0.0%	15.5	15.5	0	0.0%	0	0	0.0	-	34	12	34	12	0.0%	0.0%	34	12	34	12	0.0%	0.0%
F13	R1	RESIDENTIAL	BEDROOM	W5/F13	30.4	30.4	0	0.0%	30.4	30.4	0	0.0%	94.1	94.1	0.0	0.0%	N/A	N/A	N/A	N/A	N/A	N/A	N/A	N/A	N/A	N/A	N/A	N/A
	R2	RESIDENTIAL	BEDROOM	W6/F13	29.6	29.6	0	0.0%	29.6	29.6	0	0.0%	96.3	96.3	0.0	0.0%	N/A	N/A	N/A	N/A	N/A	N/A	N/A	N/A	N/A	N/A	N/A	N/A

(1) KITCHEN SMALLER THAN 13m2

(2) INC\HZ = SKY COMPONENT (INCLINED\HORIZONTAL WINDOWS)

(3) SINGLE ASPECT ROOM DEEPER THAN 5m

					VSC (WINDOW)				VSC (ROOM)				NSL				APSH (WINDOW)						APSH (ROOM)					
FLOOR	ROOM	PROPERTY TYPE	ROOM USE	WINDOW	EX. %	PR. %	LOSS	LOSS %	EX. %	PR. %	LOSS	LOSS %	EX. %	PR. %	LOSS SQM	LOSS %	EX.		PR.		LOSS %		EX.		PR.		LOSS %	
																	ANNUAL	WINTER	ANNUAL	WINTER	ANNUAL	WINTER	ANNUAL	WINTER	ANNUAL	WINTER	ANNUAL	WINTER
SHARD PLACE (CONTINUED)																												
	R3	RESIDENTIAL	BEDROOM	W7/F13	28.2	28.2	0	0.0%	28.2	28.2	0	0.0%	91.3	91.3	0.0	0.0%	N/A	N/A	N/A	N/A	N/A	N/A	N/A	N/A	N/A	N/A	N/A	N/A
	R4	RESIDENTIAL	BEDROOM	W8/F13	26.8	26.8	0	0.0%	26.8	26.8	0	0.0%	85.4	85.4	0.0	0.0%	N/A	N/A	N/A	N/A	N/A	N/A	N/A	N/A	N/A	N/A	N/A	N/A
	R5	RESIDENTIAL	LKD	W9/F13	25.2	25.2	0	0.0%	15.3	15.2	0.1	0.7%	100	100	0.0	0.0%	N/A	N/A	N/A	N/A	N/A	N/A	N/A	N/A	N/A	N/A	N/A	N/A
			LKD	W10/F13	24.4	24.4	0	0.0%									N/A	N/A	N/A	N/A	N/A	N/A						
			LKD	W11/F13	17.9	17	0.9	5.0%									N/A	N/A	N/A	N/A	N/A	N/A						
			LKD	W12/F13	9.7	9.7	0	0.0%									N/A	N/A	N/A	N/A	N/A	N/A						
	R6	RESIDENTIAL	BEDROOM	W13/F13	13.5	13.5	0	0.0%	23.2	21.2	2	8.6%	99.3	99.3	0.0	0.0%	N/A	N/A	N/A	N/A	N/A	N/A	N/A	N/A	N/A	N/A	N/A	N/A
			BEDROOM	W14/F13	33.7	29.5	4.2	12.5%									N/A	N/A	N/A	N/A	N/A	N/A						
	R7	RESIDENTIAL	BEDROOM	W15/F13	34.3	29.8	4.5	13.1%	34.3	29.8	4.5	13.1%	98.8	98.8	0.0	0.0%	N/A	N/A	N/A	N/A	N/A	N/A	N/A	N/A	N/A	N/A	N/A	N/A
	R8	RESIDENTIAL	LKD	W16/F13	35	30.1	4.9	14.0%	25.9	21.5	4.4	17.0%	93.4	93.4	0.0	0.0%	31	6	22	4	29.0%	33.3%	33	6	24	4	27.3%	33.3%
			LKD	W17/F13	35.2	30.2	5	14.2%									31	6	22	4	29.0%	33.3%						
			LKD	W25/F13	14.8	11.1	3.7	25.0%									28	5	16	3	42.9%	40.0%						
	R9 (3)	RESIDENTIAL	LKD	W18/F13	11.9	7.8	4.1	34.5%	10.4	7	3.4	32.7%	89.5	86.7	1.1	3.1%	N/A	N/A	N/A	N/A	N/A	N/A	N/A	N/A	N/A	N/A	N/A	N/A
			LKD	W19/F13	9.5	6.5	3	31.6%									N/A	N/A	N/A	N/A	N/A	N/A						
	R10	RESIDENTIAL	BEDROOM	W20/F13	9.3	8.5	0.8	8.6%	10.2	9.7	0.5	4.9%	100	100	0.0	0.0%	N/A	N/A	N/A	N/A	N/A	N/A	N/A	N/A	N/A	N/A	N/A	N/A
			BEDROOM	W21/F13	11.7	11.7	0	0.0%									N/A	N/A	N/A	N/A	N/A	N/A						
	R11	RESIDENTIAL	BEDROOM	W22/F13	38.7	31.3	7.4	19.1%	38.7	31.3	7.4	19.1%	97.6	94.5	0.5	3.2%	N/A	N/A	N/A	N/A	N/A	N/A	N/A	N/A	N/A	N/A	N/A	N/A
	R12	RESIDENTIAL	BEDROOM	W23/F13	38.8	31.3	7.5	19.3%	34	28.1	5.9	17.4%	99.5	99.5	0.0	0.0%	42	12	32	11	23.8%	8.3%	42	12	34	12	19.0%	0.0%
			BEDROOM	W24/F13	38.8	31.3	7.5	19.3%									42	12	32	11	23.8%	8.3%						
			BEDROOM	W26/F13	24.4	21.6	2.8	11.5%									40	12	32	12	20.0%	0.0%						
	R13	RESIDENTIAL	LKD	W28/F13	14	11.5	2.5	17.9%	25.1	21.7	3.4	13.5%	89.6	89.6	0.0	0.0%	34		32		N/A	N/A	74	21	66	21	10.8%	0.0%
			LKD	W29/F13	14.8	8.7	6.1	41.2%									10	0		0	90.0%	0.0%						
			LKD	W30/F13	35.3	32.8	2.5	7.1%									73	21	64	21	12.3%	0.0%						
			LKD	W31/F13	35.2	32.8	2.4	6.8%									72	20	63	20	12.5%	0.0%						
			LKD	W32/F13	35.1	32.9	2.2	6.3%									72	20	64	20	11.1%	0.0%						
	R14 (3)	RESIDENTIAL	LKD	W33/F13	34.9	32.9	2	5.7%	34.9	32.9	2	5.7%	94	93.7	0.1	0.3%	72	20	64	20	11.1%	0.0%	72	20	64	20	11.1%	0.0%
	R15	RESIDENTIAL	BEDROOM	W34/F13	34.5	32.8	1.7	4.9%	34.5	32.8	1.7	4.9%	98.2	98.2	0.0	0.0%	71	19	64	19	9.9%	0.0%	71	19	64	19	9.9%	0.0%
	R16	RESIDENTIAL	LKD	W35/F13	34.3	32.7	1.6	4.7%	21.5	20.8	0.7	3.3%	98.9	98.9	0.0	0.0%	70	19	63	19	10.0%	0.0%	72	20	65	20	9.7%	0.0%
			LKD	W36/F13	34.1	32.7	1.4	4.1%									70	19	63	19	10.0%	0.0%						
			LKD	W37/F13	34	32.6	1.4	4.1%									72	20	65	20	9.7%	0.0%						
			LKD	W38/F13	9.4	9.4	0	0.0%									15	4	15	4	0.0%	0.0%						
SHARD PLACE (CONTINUED)																												
			LKD	W39/F13	7.2	7.2	0	0.0%									25	8	25	8	0.0%	0.0%						
	R17	RESIDENTIAL	BEDROOM	W40/F13	4.5	4.5	0	0.0%	4.5	4.5	0	0.0%	38.9	38.9	0.0	0.0%	10	3	10	3	0.0%	0.0%	10	3	10	3	0.0%	0.0%
	R18	RESIDENTIAL	LKD	W41/F13	15.8	15.8	0	0.0%	17.1	17.1	0	0.0%	94	94	0.0	0.0%	40	14	40	14	0.0%	0.0%	45	16	45	16	0.0%	0.0%
			LKD	W43/F13	18.5	18.5	0	0.0%									42	15	42	15	0.0%	0.0%						
			LKD	W45/F13	17.7	17.7	0	0.0%									41	15	41	15	0.0%	0.0%						
	R19	RESIDENTIAL	BEDROOM	W42/F13	6.3	6.3	0	0.0%	6.3	6.3	0	0.0%	50	50	0.0	0.0%	14	4	14	4	0.0%	0.0%	14	4	14	4	0.0%	0.0%
	R20	RESIDENTIAL	LKD	W44/F13	10.3	10.3	0	0.0%	17.2	17.2	0	0.0%	95.4	95.4	0.0	0.0%	19	5	19	5	0.0%	0.0%	20	5	20	5	0.0%	0.0%
			LKD	W51/F13	24	24	0	0.0%																				
	R21	RESIDENTIAL	BEDROOM	W46/F13	15.5	15.5	0	0.0%	15.5	15.5	0	0.0%	58.5	58.5	0.0	0.0%	36	12	36	12	0.0%	0.0%	36	12	36	12	0.0%	0.0%
	R22	RESIDENTIAL	BEDROOM	W47/F13	0.2	0.2	0	0.0%	0.1	0.1	0	0.0%	11.1	11.1	0.0	0.0%	0	0	0	0	0.0%	0.0%	0	0	0	0	0.0%	0.0%
			BEDROOM	W48/F13	0	0	0	-									0	0	0	0	0.0%	0.0%						
	R23 (3)	RESIDENTIAL	LKD	W49/F13	0.1	0.1	0	0.0%	0.6	0.6	0	0.0%	19	19	0.0	0.0%	0	0	0	0	0.0%	0.0%	0	0	0	0	0.0%	0.0%

(1) KITCHEN SMALLER THAN 13m2

(2) INC\HZ = SKY COMPONENT (INCLINED\HORIZONTAL WINDOWS)

(3) SINGLE ASPECT ROOM DEEPER THAN 5m

					VSC (WINDOW)				VSC (ROOM)				NSL				APSH (WINDOW)						APSH (ROOM)					
FLOOR	ROOM	PROPERTY TYPE	ROOM USE	WINDOW	EX. %	PR. %	LOSS	LOSS %	EX. %	PR. %	LOSS	LOSS %	EX. %	PR. %	LOSS SQM	LOSS %	EX.		PR.		LOSS %		EX.		PR.		LOSS %	
																	ANNUAL	WINTER	ANNUAL	WINTER	ANNUAL	WINTER	ANNUAL	WINTER	ANNUAL	WINTER	ANNUAL	WINTER
			LKD	W50/F13	1.5	1.5	0	0.0%									0	0	0	0	0.0%	0.0%						
	R24	RESIDENTIAL	LKD	W1/F13	1.5	1.5	0	0.0%	11.8	11.8	0	0.0%	87.3	87.3	0.0	0.0%	3	0	3	0	0.0%	0.0%	5	0	5	0	0.0%	0.0%
			LKD	W2/F13	0.2	0.2	0	0.0%									0	0	0	0	0.0%	0.0%						
			LKD	W3/F13	30.6	30.6	0	0.0%																				
			LKD	W4/F13	30.6	30.6	0	0.0%									5	0	5	0	0.0%	0.0%						
			LKD	W52/F13	4.5	4.5	0	0.0%																				
	R25	RESIDENTIAL	BEDROOM	W27/F13	8.3	4.9	3.4	41.0%	8.3	4.9	3.4	41.0%	71.1	58.7	1.5	17.5%	15	2	4	0	73.3%	100.0%	15	2	4	0	73.3%	100.0%
	R26	RESIDENTIAL	BEDROOM	W53/F13	15.4	15.4	0	0.0%	15.4	15.4	0	0.0%	0	0	0.0	-	34	12	34	12	0.0%	0.0%	34	12	34	12	0.0%	0.0%
F14	R1	RESIDENTIAL	BEDROOM	W5/F14	30.9	30.9	0	0.0%	30.9	30.9	0	0.0%	94.2	94.2	0.0	0.0%	N/A	N/A	N/A	N/A	N/A	N/A	N/A	N/A	N/A	N/A	N/A	N/A
	R2	RESIDENTIAL	BEDROOM	W6/F14	30.3	30.3	0	0.0%	30.3	30.3	0	0.0%	96.3	96.3	0.0	0.0%	N/A	N/A	N/A	N/A	N/A	N/A	N/A	N/A	N/A	N/A	N/A	N/A
	R3	RESIDENTIAL	BEDROOM	W7/F14	28.9	28.9	0	0.0%	28.9	28.9	0	0.0%	94.1	94.1	0.0	0.0%	N/A	N/A	N/A	N/A	N/A	N/A	N/A	N/A	N/A	N/A	N/A	N/A
	R4	RESIDENTIAL	BEDROOM	W8/F14	27.7	27.7	0	0.0%	27.7	27.7	0	0.0%	89	89	0.0	0.0%	N/A	N/A	N/A	N/A	N/A	N/A	N/A	N/A	N/A	N/A	N/A	N/A
	R5	RESIDENTIAL	LKD	W9/F14	26.2	26.2	0	0.0%	15.8	15.7	0.1	0.6%	100	100	0.0	0.0%	N/A	N/A	N/A	N/A	N/A	N/A	N/A	N/A	N/A	N/A	N/A	N/A
			LKD	W10/F14	25.4	25.4	0	0.0%									N/A	N/A	N/A	N/A	N/A	N/A						
			LKD	W11/F14	18.1	17.2	0.9	5.0%									N/A	N/A	N/A	N/A	N/A	N/A						
			LKD	W12/F14	10	10	0	0.0%									N/A	N/A	N/A	N/A	N/A	N/A						
	R6	RESIDENTIAL	BEDROOM	W13/F14	14.8	14.8	0	0.0%	24.1	22.2	1.9	7.9%	99.3	99.3	0.0	0.0%	N/A	N/A	N/A	N/A	N/A	N/A	N/A	N/A	N/A	N/A	N/A	N/A
			BEDROOM	W14/F14	34.3	30.3	4	11.7%									N/A	N/A	N/A	N/A	N/A	N/A						
	R7	RESIDENTIAL	BEDROOM	W15/F14	34.8	30.6	4.2	12.1%	34.8	30.6	4.2	12.1%	98.8	98.8	0.0	0.0%	N/A	N/A	N/A	N/A	N/A	N/A	N/A	N/A	N/A	N/A	N/A	N/A
SHARD PLACE (CONTINUED)																												
	R8	RESIDENTIAL	LKD	W16/F14	35.5	30.9	4.6	13.0%	26.9	22.7	4.2	15.6%	93.4	93.4	0.0	0.0%	31	9	22	4	29.0%	55.6%	36	6	28	4	22.2%	33.3%
			LKD	W17/F14	35.7	30.9	4.8	13.4%									31	9	21	4	32.3%	55.6%						
			LKD	W25/F14	16.4	12.9	3.5	21.3%									33	5	22	3	33.3%	40.0%						
	R9 (3)	RESIDENTIAL	LKD	W18/F14	11.9	7.9	4	33.6%	10.4	7.1	3.3	31.7%	89.5	86.8	1.0	2.9%	N/A	N/A	N/A	N/A	N/A	N/A	N/A	N/A	N/A	N/A	N/A	N/A
			LKD	W19/F14	9.5	6.6	2.9	30.5%									N/A	N/A	N/A	N/A	N/A	N/A						
	R10	RESIDENTIAL	BEDROOM	W20/F14	9.3	8.5	0.8	8.6%	10.3	9.7	0.6	5.8%	100	100	0.0	0.0%	N/A	N/A	N/A	N/A	N/A	N/A	N/A	N/A	N/A	N/A	N/A	N/A
			BEDROOM	W21/F14	11.9	11.9	0	0.0%									N/A	N/A	N/A	N/A	N/A	N/A						
	R11	RESIDENTIAL	BEDROOM	W22/F14	38.8	31.7	7.1	18.3%	38.8	31.7	7.1	18.3%	97.6	95.4	0.3	2.2%	N/A	N/A	N/A	N/A	N/A	N/A	N/A	N/A	N/A	N/A	N/A	N/A
	R12	RESIDENTIAL	BEDROOM	W23/F14	38.9	31.7	7.2	18.5%	34.1	28.4	5.7	16.7%	99.5	99.5	0.0	0.0%	42	12	34	12	19.0%	0.0%	42	12	34	12	19.0%	0.0%
			BEDROOM	W24/F14	38.9	31.7	7.2	18.5%									42	12	34	12	19.0%	0.0%						
			BEDROOM	W26/F14	24.6	21.9	2.7	11.0%									40	12	32	12	20.0%	0.0%						
	R13	RESIDENTIAL	LKD	W28/F14	13.9	11.4	2.5	18.0%	25.2	22	3.2	12.7%	89.6	89.6	0.0	0.0%	26	7	22	7	15.4%	0.0%	74	21	66	21	10.8%	0.0%
			LKD	W29/F14	15.1	9.2	5.9	39.1%									26	7	22	7	15.4%	0.0%						
			LKD	W30/F14	35.4	33.1	2.3	6.5%									73	21	64	21	12.3%	0.0%						
			LKD	W31/F14	35.3	33.1	2.2	6.2%									73	21	64	21	12.3%	0.0%						
			LKD	W32/F14	35.2	33.1	2.1	6.0%									73	21	65	21	11.0%	0.0%						
	R14 (3)	RESIDENTIAL	LKD	W33/F14	35	33.1	1.9	5.4%	35	33.1	1.9	5.4%	95.5	95.4	0.0	0.1%	72	20	65	20	9.7%	0.0%	72	20	65	20	9.7%	0.0%
	R15	RESIDENTIAL	BEDROOM	W34/F14	34.7	33	1.7	4.9%	34.7	33	1.7	4.9%	99.5	99.5	0.0	0.0%	71	19	64	19	9.9%	0.0%	71	19	64	19	9.9%	0.0%
	R16	RESIDENTIAL	LKD	W35/F14	34.4	32.9	1.5	4.4%	21.6	20.9	0.7	3.2%	99.7	99.7	0.0	0.0%	71	19	64	19	9.9%	0.0%	73	20	66	20	9.6%	0.0%
			LKD	W36/F14	34.3	32.9	1.4	4.1%									70	19	63	19	10.0%	0.0%						
			LKD	W37/F14	34.2	32.8	1.4	4.1%									72	20	65	20	9.7%	0.0%						
			LKD	W38/F14	9.6	9.6	0	0.0%									15	4	15	4	0.0%	0.0%						
			LKD	W39/F14	7.1	7.1	0	0.0%									25	8	25	8	0.0%	0.0%						
	R17	RESIDENTIAL	BEDROOM	W40/F14	5.9	5.9	0	0.0%	5.9	5.9	0	0.0%	54.1	54.1	0.0	0.0%	14	3	14	3	0.0%	0.0%	14	3	14	3	0.0%	0.0%
	R18	RESIDENTIAL	LKD	W41/F14	16.2	16.2	0	0.0%	17.5	17.5	0	0.0%	94.1	94.1	0.0	0.0%	40	14	40	14	0.0%	0.0%	45	16	45	16	0.0%	0.0%

(1) KITCHEN SMALLER THAN 13m2

(2) INC\HZ = SKY COMPONENT (INCLINED\HORIZONTAL WINDOWS)

(3) SINGLE ASPECT ROOM DEEPER THAN 5m

					VSC (WINDOW)				VSC (ROOM)				NSL				APSH (WINDOW)						APSH (ROOM)					
FLOOR	ROOM	PROPERTY TYPE	ROOM USE	WINDOW	EX. %	PR. %	LOSS	LOSS %	EX. %	PR. %	LOSS	LOSS %	EX. %	PR. %	LOSS SQM	LOSS %	EX.		PR.		LOSS %		EX.		PR.		LOSS %	
																	ANNUAL	WINTER	ANNUAL	WINTER	ANNUAL	WINTER	ANNUAL	WINTER	ANNUAL	WINTER	ANNUAL	WINTER
			LKD	W43/F14	18.8	18.8	0	0.0%									42	15	42	15	0.0%	0.0%						
			LKD	W45/F14	18.1	18.1	0	0.0%									41	15	41	15	0.0%	0.0%						
	R19	RESIDENTIAL	BEDROOM	W42/F14	8.4	8.4	0	0.0%	8.4	8.4	0	0.0%	60.7	60.7	0.0	0.0%	19	4	19	4	0.0%	0.0%	19	4	19	4	0.0%	0.0%
	R20	RESIDENTIAL	LKD	W44/F14	12.2	12.2	0	0.0%	18.2	18.2	0	0.0%	95.7	95.7	0.0	0.0%	25	7	25	7	0.0%	0.0%	26	7	26	7	0.0%	0.0%
			LKD	W51/F14	24.1	24.1	0	0.0%										0		0	0.0%	0.0%						
	R21	RESIDENTIAL	BEDROOM	W46/F14	16	16	0	0.0%	16	16	0	0.0%	61	61	0.0	0.0%	37	13	37	13	0.0%	0.0%	37	13	37	13	0.0%	0.0%
SHARD PLACE (CONTINUED)																												
	R22	RESIDENTIAL	BEDROOM	W47/F14	0.2	0.2	0	0.0%	0.1	0.1	0	0.0%	24.3	24.3	0.0	0.0%	0	0	0	0	0.0%	0.0%	0	0	0	0	0.0%	0.0%
			BEDROOM	W48/F14	0	0	0	-									0	0	0	0	0.0%	0.0%						
	R23 (3)	RESIDENTIAL	LKD	W49/F14	0.1	0.1	0	0.0%	0.6	0.6	0	0.0%	22.8	22.8	0.0	0.0%	0	0	0	0	0.0%	0.0%	0	0	0	0	0.0%	0.0%
			LKD	W50/F14	1.6	1.6	0	0.0%									0	0	0	0	0.0%	0.0%						
	R24	RESIDENTIAL	LKD	W1/F14	1.5	1.5	0	0.0%	12	12	0	0.0%	87.3	87.3	0.0	0.0%	4	0	4	0	0.0%	0.0%	5	0	5	0	0.0%	0.0%
			LKD	W2/F14	0.2	0.2	0	0.0%									0	0	0	0	0.0%	0.0%						
			LKD	W3/F14	31.1	31.1	0	0.0%									5	0	5	0	0.0%	0.0%						
			LKD	W4/F14	31.1	31.1	0	0.0%									4	0	4	0	0.0%	0.0%						
			LKD	W52/F14	4.6	4.6	0	0.0%									3	0	3	0	0.0%	0.0%						
	R25	RESIDENTIAL	BEDROOM	W27/F14	9.5	6.3	3.2	33.7%	9.5	6.3	3.2	33.7%	84.2	73.8	1.2	12.3%	18	2	8	0	55.6%	100.0%	18	2	8	0	55.6%	100.0%
	R26	RESIDENTIAL	BEDROOM	W53/F14	14.8	14.8	0	0.0%	14.8	14.8	0	0.0%	0	0	0.0	-	34	12	34	12	0.0%	0.0%	34	12	34	12	0.0%	0.0%
F15	R1	RESIDENTIAL	BEDROOM	W5/F15	31.6	31.6	0	0.0%	31.6	31.6	0	0.0%	94.3	94.3	0.0	0.0%	N/A	N/A	N/A	N/A	N/A	N/A	N/A	N/A	N/A	N/A	N/A	N/A
	R2	RESIDENTIAL	BEDROOM	W6/F15	31	31	0	0.0%	31	31	0	0.0%	96.4	96.4	0.0	0.0%	N/A	N/A	N/A	N/A	N/A	N/A	N/A	N/A	N/A	N/A	N/A	N/A
	R3	RESIDENTIAL	BEDROOM	W7/F15	29.8	29.8	0	0.0%	29.8	29.8	0	0.0%	96.3	96.3	0.0	0.0%	N/A	N/A	N/A	N/A	N/A	N/A	N/A	N/A	N/A	N/A	N/A	N/A
	R4	RESIDENTIAL	BEDROOM	W8/F15	28.6	28.6	0	0.0%	28.6	28.6	0	0.0%	93.4	93.4	0.0	0.0%	N/A	N/A	N/A	N/A	N/A	N/A	N/A	N/A	N/A	N/A	N/A	N/A
	R5	RESIDENTIAL	LKD	W9/F15	27.3	27.3	0	0.0%	16.4	16.3	0.1	0.6%	100	100	0.0	0.0%	N/A	N/A	N/A	N/A	N/A	N/A	N/A	N/A	N/A	N/A	N/A	N/A
			LKD	W10/F15	26.5	26.5	0	0.0%									N/A	N/A	N/A	N/A	N/A	N/A						
			LKD	W11/F15	18.3	17.5	0.8	4.4%									N/A	N/A	N/A	N/A	N/A	N/A						
			LKD	W12/F15	10.5	10.5	0	0.0%									N/A	N/A	N/A	N/A	N/A	N/A						
	R6	RESIDENTIAL	BEDROOM	W13/F15	16.1	16.1	0	0.0%	25.2	23.3	1.9	7.5%	99.3	99.3	0.0	0.0%	N/A	N/A	N/A	N/A	N/A	N/A	N/A	N/A	N/A	N/A	N/A	N/A
			BEDROOM	W14/F15	35	31.2	3.8	10.9%									N/A	N/A	N/A	N/A	N/A	N/A						
	R7	RESIDENTIAL	BEDROOM	W15/F15	35.4	31.4	4	11.3%	35.4	31.4	4	11.3%	98.8	98.8	0.0	0.0%	N/A	N/A	N/A	N/A	N/A	N/A	N/A	N/A	N/A	N/A	N/A	N/A
	R8	RESIDENTIAL	LKD	W16/F15	36.1	31.7	4.4	12.2%	28.8	24.8	4	13.9%	93.5	93.5	0.0	0.0%	31	6	24	4	22.6%	33.3%	42	7	35	5	16.7%	28.6%
			LKD	W17/F15	36.2	31.7	4.5	12.4%									31	6	31	4	0.0%	33.3%						
			LKD	W25/F15	19.9	16.5	3.4	17.1%									40	6	29	4	27.5%	33.3%						
	R9 (3)	RESIDENTIAL	LKD	W18/F15	12	8	4	33.3%	10.5	7.2	3.3	31.4%	89.8	87.1	1.0	3.0%	N/A	N/A	N/A	N/A	N/A	N/A	N/A	N/A	N/A	N/A	N/A	N/A
			LKD	W19/F15	9.6	6.7	2.9	30.2%									N/A	N/A	N/A	N/A	N/A	N/A						
	R10	RESIDENTIAL	BEDROOM	W20/F15	9.3	8.7	0.6	6.5%	10.5	10.1	0.4	3.8%	100	100	0.0	0.0%	N/A	N/A	N/A	N/A	N/A	N/A	N/A	N/A	N/A	N/A	N/A	N/A
			BEDROOM	W21/F15	12.5	12.5	0	0.0%									N/A	N/A	N/A	N/A	N/A	N/A						
	R11	RESIDENTIAL	BEDROOM	W22/F15	39	32.1	6.9	17.7%	39	32.1	6.9	17.7%	97.6	95.1	0.4	2.5%	N/A	N/A	N/A	N/A	N/A	N/A	N/A	N/A	N/A	N/A	N/A	N/A
	R12	RESIDENTIAL	BEDROOM	W23/F15	39	32.1	6.9	17.7%	34.5	29	5.5	15.9%	99.5	99.5	0.0	0.0%	42	16	32	11	23.8%	31.3%	42	12	34	12	19.0%	0.0%
SHARD PLACE (CONTINUED)																												
			BEDROOM	W24/F15	39	32.1	6.9	17.7%																				
			BEDROOM	W26/F15	25.5	22.9	2.6	10.2%									40	12	32	12	20.0%	0.0%						
	R13	RESIDENTIAL	LKD	W28/F15	9.4	7.1	2.3	24.5%	24.4	21.4	3	12.3%	89.6	89.6	0.0	0.0%	20	1	13	1	35.0%	N/A	75	21	68	21	9.3%	0.0%
			LKD	W29/F15	16	10.4	5.6	35.0%									10	0	1	0	90.0%	0.0%						
			LKD	W30/F15	35.6	33.3	2.3	6.5%									74	21	65	21	12.2%	0.0%						
			LKD	W31/F15	35.5	33.4	2.1	5.9%									74	21	65	21	12.2%	0.0%						

(1) KITCHEN SMALLER THAN 13m2

(2) INC\HZ = SKY COMPONENT (INCLINED\HORIZONTAL WINDOWS)

(3) SINGLE ASPECT ROOM DEEPER THAN 5m

					VSC (WINDOW)				VSC (ROOM)				NSL				APSH (WINDOW)						APSH (ROOM)					
FLOOR	ROOM	PROPERTY TYPE	ROOM USE	WINDOW	EX. %	PR. %	LOSS	LOSS %	EX. %	PR. %	LOSS	LOSS %	EX. %	PR. %	LOSS SQM	LOSS %	EX.		PR.		LOSS %		EX.		PR.		LOSS %	
																	ANNUAL	WINTER	ANNUAL	WINTER	ANNUAL	WINTER	ANNUAL	WINTER	ANNUAL	WINTER	ANNUAL	WINTER
			LKD	W32/F15	35.4	33.4	2	5.6%									74	21	67	21	9.5%	0.0%						
	R14 (3)	RESIDENTIAL	LKD	W33/F15	35.2	33.4	1.8	5.1%	35.2	33.4	1.8	5.1%	95.4	95	0.1	0.5%	74	21	67	21	9.5%	0.0%	74	21	67	21	9.5%	0.0%
	R15	RESIDENTIAL	BEDROOM	W34/F15	34.8	33.3	1.5	4.3%	34.8	33.3	1.5	4.3%	99.5	99.5	0.0	0.0%	72	19	65	19	9.7%	0.0%	72	19	65	19	9.7%	0.0%
	R16	RESIDENTIAL	LKD	W35/F15	34.6	33.2	1.4	4.0%	21.1	20.4	0.7	3.3%	99.7	99.7	0.0	0.0%	72	19	66	19	8.3%	0.0%	72	19	66	19	8.3%	0.0%
			LKD	W36/F15	34.5	33.1	1.4	4.1%									72	19	66	19	8.3%	0.0%						
			LKD	W37/F15	34.4	33.1	1.3	3.8%									71	19	65	19	8.5%	0.0%						
			LKD	W38/F15	10	10	0	0.0%									15	4	15	4	0.0%	0.0%						
			LKD	W39/F15	4.2	4.2	0	0.0%									13	8	13	8	0.0%	0.0%						
	R17	RESIDENTIAL	BEDROOM	W40/F15	8	8	0	0.0%	8	8	0	0.0%	92.4	92.4	0.0	0.0%	18	4	18	4	0.0%	0.0%	18	4	18	4	0.0%	0.0%
	R18	RESIDENTIAL	LKD	W41/F15	17.2	17.2	0	0.0%	18.1	18.1	0	0.0%	94.7	94.7	0.0	0.0%	40	14	40	14	0.0%	0.0%	45	16	45	16	0.0%	0.0%
			LKD	W43/F15	19.1	19.1	0	0.0%									42	15	42	15	0.0%	0.0%						
			LKD	W45/F15	18.4	18.4	0	0.0%									41	15	41	15	0.0%	0.0%						
	R19	RESIDENTIAL	BEDROOM	W42/F15	12.1	12.1	0	0.0%	12.1	12.1	0	0.0%	95.7	95.7	0.0	0.0%	27	5	27	5	0.0%	0.0%	27	5	27	5	0.0%	0.0%
	R20	RESIDENTIAL	LKD	W44/F15	16	16	0	0.0%	20.1	20.1	0	0.0%	95.7	95.7	0.0	0.0%	36	8	36	8	0.0%	0.0%	38	8	38	8	0.0%	0.0%
			LKD	W51/F15	24.2	24.2	0	0.0%																				
	R21	RESIDENTIAL	BEDROOM	W46/F15	16.4	16.4	0	0.0%	16.4	16.4	0	0.0%	60.7	60.7	0.0	0.0%	38	13	38	13	0.0%	0.0%	38	13	38	13	0.0%	0.0%
	R22	RESIDENTIAL	BEDROOM	W47/F15	0.4	0.4	0	0.0%	0.1	0.1	0	0.0%	49.3	49.3	0.0	0.0%	0	0	0	0	0.0%	0.0%	0	0	0	0	0.0%	0.0%
			BEDROOM	W48/F15	0	0	0	-									0	0	0	0	0.0%	0.0%						
	R23 (3)	RESIDENTIAL	LKD	W49/F15	0.4	0.4	0	0.0%	0.9	0.9	0	0.0%	32	32	0.0	0.0%	0	0	0	0	0.0%	0.0%	2	2	2	2	0.0%	0.0%
			LKD	W50/F15	1.9	1.9	0	0.0%									2	2	2	2	0.0%	0.0%						
	R24	RESIDENTIAL	LKD	W1/F15	1.6	1.6	0	0.0%	12.3	12.3	0	0.0%	87.4	87.4	0.0	0.0%	4	0	4	0	0.0%	0.0%	5	0	5	0	0.0%	0.0%
			LKD	W2/F15	0.2	0.2	0	0.0%									0	0	0	0	0.0%	0.0%						
			LKD	W3/F15	31.6	31.6	0	0.0%																				
			LKD	W4/F15	31.7	31.7	0	0.0%									5	0	5	0	0.0%	0.0%						
			LKD	W52/F15	4.6	4.6	0	0.0%									3	0	3	0	0.0%	0.0%						
SHARD PLACE (CONTINUED)																												
	R25	RESIDENTIAL	BEDROOM	W27/F15	11.9	8.9	3	25.2%	11.9	8.9	3	25.2%	96.1	88.2	0.9	8.2%	25	2	15	0	40.0%	100.0%	25	2	15	0	40.0%	100.0%
	R26	RESIDENTIAL	BEDROOM	W53/F15	10.4	10.4	0	0.0%	10.4	10.4	0	0.0%	0	0	0.0	-	24	12	24	12	0.0%	0.0%	24	12	24	12	0.0%	0.0%
F16	R1	RESIDENTIAL	BEDROOM	W9/F16	32.2	32.2	0	0.0%	32.2	32.2	0	0.0%	94.5	94.5	0.0	0.0%	N/A	N/A	N/A	N/A	N/A	N/A	N/A	N/A	N/A	N/A	N/A	N/A
	R2	RESIDENTIAL	BEDROOM	W10/F16	31.8	31.8	0	0.0%	31.8	31.8	0	0.0%	96.5	96.5	0.0	0.0%	N/A	N/A	N/A	N/A	N/A	N/A	N/A	N/A	N/A	N/A	N/A	N/A
	R3	RESIDENTIAL	BEDROOM	W11/F16	30.7	30.7	0	0.0%	30.7	30.7	0	0.0%	96.9	96.9	0.0	0.0%	N/A	N/A	N/A	N/A	N/A	N/A	N/A	N/A	N/A	N/A	N/A	N/A
	R4	RESIDENTIAL	BEDROOM	W12/F16	29.7	29.7	0	0.0%	29.7	29.7	0	0.0%	96.6	96.6	0.0	0.0%	N/A	N/A	N/A	N/A	N/A	N/A	N/A	N/A	N/A	N/A	N/A	N/A
	R5	RESIDENTIAL	LKD	W13/F16	28.5	28.5	0	0.0%	17.1	17	0.1	0.6%	100	100	0.0	0.0%	N/A	N/A	N/A	N/A	N/A	N/A	N/A	N/A	N/A	N/A	N/A	N/A
			LKD	W14/F16	27.8	27.8	0	0.0%									N/A	N/A	N/A	N/A	N/A	N/A						
			LKD	W15/F16	18.5	17.8	0.7	3.8%									N/A	N/A	N/A	N/A	N/A	N/A						
			LKD	W16/F16	11	11	0	0.0%									N/A	N/A	N/A	N/A	N/A	N/A						
	R6	RESIDENTIAL	BEDROOM	W17/F16	17.6	17.6	0	0.0%	26.2	24.6	1.6	6.1%	99.4	99.4	0.0	0.0%	N/A	N/A	N/A	N/A	N/A	N/A	N/A	N/A	N/A	N/A	N/A	N/A
			BEDROOM	W18/F16	35.6	32.1	3.5	9.8%									N/A	N/A	N/A	N/A	N/A	N/A						
	R7	RESIDENTIAL	BEDROOM	W19/F16	36.1	32.3	3.8	10.5%	36.1	32.3	3.8	10.5%	98.8	98.8	0.0	0.0%	N/A	N/A	N/A	N/A	N/A	N/A	N/A	N/A	N/A	N/A	N/A	N/A
	R8	RESIDENTIAL	LKD	W20/F16	36.6	32.5	4.1	11.2%	31.6	27.8	3.8	12.0%	96.4	96.4	0.0	0.0%	7	2	7	2	0.0%		49	14	42	12	14.3%	14.3%
			LKD	W21/F16	36.8	32.5	4.3	11.7%									31	6	23	4	25.8%	33.3%						
			LKD	W26/F16	25.4	22.2	3.2	12.6%									48	14	38	12	20.8%	14.3%						
	R10	RESIDENTIAL	BEDROOM	W41/F16	10.2	10.2	0	0.0%	10.2	10.2	0	0.0%	97.4	97.4	0.0	0.0%	22	8	22	8	0.0%	0.0%	22	8	22	8	0.0%	0.0%
	R11	RESIDENTIAL	BEDROOM	W42/F16	16.9	16.9	0	0.0%	16.9	16.9	0	0.0%	99.7	99.7	0.0	0.0%	34	12	34	12	0.0%	0.0%	34	12	34	12	0.0%	0.0%
	R12	RESIDENTIAL	LKD	W43/F16	21.7	21.7	0	0.0%	23	23	0	0.0%	98	98	0.0	0.0%	43	14	43	14	0.0%	0.0%	45	14	45	14	0.0%	0.0%

(1) KITCHEN SMALLER THAN 13m2

(2) INC\HZ = SKY COMPONENT (INCLINED\HORIZONTAL WINDOWS)

(3) SINGLE ASPECT ROOM DEEPER THAN 5m

					VSC (WINDOW)				VSC (ROOM)				NSL				APSH (WINDOW)						APSH (ROOM)					
FLOOR	ROOM	PROPERTY TYPE	ROOM USE	WINDOW	EX. %	PR. %	LOSS	LOSS %	EX. %	PR. %	LOSS	LOSS %	EX. %	PR. %	LOSS SQM	LOSS %	EX.		PR.		LOSS %		EX.		PR.		LOSS %	
																	ANNUAL	WINTER	ANNUAL	WINTER	ANNUAL	WINTER	ANNUAL	WINTER	ANNUAL	WINTER	ANNUAL	WINTER
			LKD	W48/F16	24.3	24.3	0	0.0%									5	0	5	0	0.0%	0.0%						
	R13	RESIDENTIAL	LKD	W1/F16	1.6	1.6	0	0.0%	12.5	12.5	0	0.0%	87.4	87.4	0.0	0.0%	4	0	4	0	0.0%	0.0%	5	0	5	0	0.0%	0.0%
			LKD	W4/F16	0.2	0.2	0	0.0%									0	0	0	0	0.0%	0.0%						
			LKD	W6/F16	32.2	32.2	0	0.0%									5	0	5	0	0.0%	0.0%						
			LKD	W8/F16	32.3	32.3	0	0.0%									7	0	7	0	0.0%	0.0%						
			LKD	W49/F16	4.7	4.7	0	0.0%									3	0	3	0	0.0%	0.0%						
	R14	RESIDENTIAL	BEDROOM	W27/F16	16.1	13.2	2.9	18.0%	16.1	13.2	2.9	18.0%	87.2	74.1	1.9	15.0%	29	5	20	3	31.0%	40.0%	29	5	20	3	31.0%	40.0%
F17	R1	RESIDENTIAL	BEDROOM	W9/F17	32.9	32.9	0	0.0%	32.9	32.9	0	0.0%	94.5	94.5	0.0	0.0%	N/A	N/A	N/A	N/A	N/A	N/A	N/A	N/A	N/A	N/A	N/A	N/A
	R2	RESIDENTIAL	BEDROOM	W10/F17	32.6	32.6	0	0.0%	32.6	32.6	0	0.0%	96.6	96.6	0.0	0.0%	N/A	N/A	N/A	N/A	N/A	N/A	N/A	N/A	N/A	N/A	N/A	N/A
	R3	RESIDENTIAL	BEDROOM	W11/F17	31.8	31.8	0	0.0%	31.8	31.8	0	0.0%	96.9	96.9	0.0	0.0%	N/A	N/A	N/A	N/A	N/A	N/A	N/A	N/A	N/A	N/A	N/A	N/A
	R4	RESIDENTIAL	BEDROOM	W12/F17	30.9	30.9	0	0.0%	30.9	30.9	0	0.0%	97.3	97.3	0.0	0.0%	N/A	N/A	N/A	N/A	N/A	N/A	N/A	N/A	N/A	N/A	N/A	N/A
	R5	RESIDENTIAL	LKD	W13/F17	29.9	29.9	0	0.0%	17.9	17.9	0	0.0%	100	100	0.0	0.0%	N/A	N/A	N/A	N/A	N/A	N/A	N/A	N/A	N/A	N/A	N/A	N/A
SHARD PLACE (CONTINUED)																												
			LKD	W14/F17	29.3	29.3	0	0.0%									N/A	N/A	N/A	N/A	N/A	N/A						
			LKD	W15/F17	18.7	18	0.7	3.7%									N/A	N/A	N/A	N/A	N/A	N/A						
			LKD	W16/F17	11.6	11.6	0	0.0%									N/A	N/A	N/A	N/A	N/A	N/A						
	R6	RESIDENTIAL	BEDROOM	W17/F17	19.2	19.2	0	0.0%	27.4	25.8	1.6	5.8%	99.4	99.4	0.0	0.0%	N/A	N/A	N/A	N/A	N/A	N/A	N/A	N/A	N/A	N/A	N/A	N/A
			BEDROOM	W18/F17	36.3	33	3.3	9.1%									N/A	N/A	N/A	N/A	N/A	N/A						
	R7	RESIDENTIAL	BEDROOM	W19/F17	36.7	33.2	3.5	9.5%	36.7	33.2	3.5	9.5%	98.8	98.8	0.0	0.0%	N/A	N/A	N/A	N/A	N/A	N/A	N/A	N/A	N/A	N/A	N/A	N/A
	R8	RESIDENTIAL	LKD	W20/F17	37.2	33.3	3.9	10.5%	33.1	29.6	3.5	10.6%	96.5	96.5	0.0	0.0%	31	5	23	4	25.8%	33.3%	50	15	44	13	12.0%	13.3%
			LKD	W21/F17	37.3	33.3	4	10.7%									31	8	23	4	25.8%	33.3%						
			LKD	W26/F17	28	25.1	2.9	10.4%									49	15	40	13	18.4%	13.3%						
	R10	RESIDENTIAL	BEDROOM	W34/F17	11.5	11.5	0	0.0%	11.5	11.5	0	0.0%	97.4	97.4	0.0	0.0%	22	8	22	8	0.0%	0.0%	22	8	22	8	0.0%	0.0%
	R11	RESIDENTIAL	BEDROOM	W35/F17	19.4	19.4	0	0.0%	19.4	19.4	0	0.0%	99.7	99.7	0.0	0.0%	35	13	35	13	0.0%	0.0%	35	13	35	13	0.0%	0.0%
	R12	RESIDENTIAL	LKD	W36/F17	24.6	24.6	0	0.0%	24.5	24.5	0	0.0%	98	98	0.0	0.0%	45	16	45	16	0.0%	0.0%	48	16	48	16	0.0%	0.0%
			LKD	W41/F17	24.4	24.4	0	0.0%									4	0	4	0	0.0%	0.0%						
	R13	RESIDENTIAL	LKD	W1/F17	1.6	1.6	0	0.0%	12.7	12.7	0	0.0%	87.4	87.4	0.0	0.0%	4	0	4	0	0.0%	0.0%	5	0	5	0	0.0%	0.0%
			LKD	W3/F17	0.2	0.2	0	0.0%									0	0	0	0	0.0%	0.0%						
			LKD	W5/F17	32.8	32.8	0	0.0%									5	0	5	0	0.0%	0.0%						
			LKD	W8/F17	32.9	32.9	0	0.0%									7	0	7	0	0.0%	0.0%						
			LKD	W42/F17	4.8	4.8	0	0.0%									3	0	3	0	0.0%	0.0%						
	R14	RESIDENTIAL	BEDROOM	W27/F17	18.1	15.5	2.6	14.4%	18.1	15.5	2.6	14.4%	87.4	76.4	1.6	12.6%	31	7	23	5	25.8%	28.6%	31	7	23	5	25.8%	28.6%
F18	R1	RESIDENTIAL	BEDROOM	W10/F18	33.6	33.6	0	0.0%	33.6	33.6	0	0.0%	94.6	94.6	0.0	0.0%	N/A	N/A	N/A	N/A	N/A	N/A	N/A	N/A	N/A	N/A	N/A	N/A
	R2	RESIDENTIAL	BEDROOM	W12/F18	33.5	33.5	0	0.0%	33.5	33.5	0	0.0%	96.7	96.7	0.0	0.0%	N/A	N/A	N/A	N/A	N/A	N/A	N/A	N/A	N/A	N/A	N/A	N/A
	R3	RESIDENTIAL	BEDROOM	W14/F18	32.8	32.8	0	0.0%	32.8	32.8	0	0.0%	96.9	96.9	0.0	0.0%	N/A	N/A	N/A	N/A	N/A	N/A	N/A	N/A	N/A	N/A	N/A	N/A
	R4	RESIDENTIAL	BEDROOM	W16/F18	32.2	32.2	0	0.0%	32.2	32.2	0	0.0%	97.3	97.3	0.0	0.0%	N/A	N/A	N/A	N/A	N/A	N/A	N/A	N/A	N/A	N/A	N/A	N/A
	R5	RESIDENTIAL	LKD	W18/F18	31.4	31.4	0	0.0%	18.7	18.6	0.1	0.5%	100	100	0.0	0.0%	N/A	N/A	N/A	N/A	N/A	N/A	N/A	N/A	N/A	N/A	N/A	N/A
			LKD	W19/F18	30.9	30.9	0	0.0%									N/A	N/A	N/A	N/A	N/A	N/A						
			LKD	W22/F18	18.8	18.2	0.6	3.2%									N/A	N/A	N/A	N/A	N/A	N/A						
			LKD	W23/F18	12.1	12.1	0	0.0%									N/A	N/A	N/A	N/A	N/A	N/A						
	R6	RESIDENTIAL	BEDROOM	W26/F18	20.8	20.8	0	0.0%	28.6	27.1	1.5	5.2%	99.4	99.4	0.0	0.0%	N/A	N/A	N/A	N/A	N/A	N/A	N/A	N/A	N/A	N/A	N/A	N/A
			BEDROOM	W28/F18	37	33.9	3.1	8.4%									N/A	N/A	N/A	N/A	N/A	N/A						
	R7	RESIDENTIAL	BEDROOM	W30/F18	37.3	34	3.3	8.8%	37.3	34	3.3	8.8%	98.8	98.8	0.0	0.0%	N/A	N/A	N/A	N/A	N/A	N/A	N/A	N/A	N/A	N/A	N/A	N/A
	R8	RESIDENTIAL	LKD	W32/F18	37.6	34.1	3.5	9.3%	33.3	30.1	3.2	9.6%	96.5	96.5	0.0	0.0%	31	5	23	4	25.8%	33.3%	50	15	45	13	10.0%	13.3%
SHARD PLACE (CONTINUED)																												

(1) KITCHEN SMALLER THAN 13m2

(2) INC\HZ = SKY COMPONENT (INCLINED\HORIZONTAL WINDOWS)

(3) SINGLE ASPECT ROOM DEEPER THAN 5m

					VSC (WINDOW)				VSC (ROOM)				NSL				APSH (WINDOW)						APSH (ROOM)					
FLOOR	ROOM	PROPERTY TYPE	ROOM USE	WINDOW	EX. %	PR. %	LOSS %	LOSS %	EX. %	PR. %	LOSS %	LOSS %	EX. %	PR. %	LOSS SQM	LOSS %	EX.		PR.		LOSS %		EX.		PR.		LOSS %	
																	ANNUAL	WINTER	ANNUAL	WINTER	ANNUAL	WINTER	ANNUAL	WINTER	ANNUAL	WINTER	ANNUAL	WINTER
			LKD	W33/F18	37.7	34	3.7	9.8%									31	6	24	4	22.6%	33.3%						
			LKD	W44/F18	28.1	25.3	2.8	10.0%									49	15	41	13	16.3%	13.3%						
	R9	RESIDENTIAL	LKD	W35/F18	14.4	10.4	4	27.8%	22.6	19.6	3	13.3%	92.6	92.6	0.0	0.0%	15	9	8	1	46.7%	88.7%	73	22	69	22	5.5%	0.0%
			LKD	W37/F18	13.2	9.2	4	30.3%									5	1			46.7%	88.7%						
			LKD	W39/F18	15.7	11.5	4.2	26.8%									15	7	8	1	46.7%	50.0%						
			LKD	W41/F18	18.3	16.8	1.5	8.2%													46.7%	88.7%						
			LKD	W47/F18	36	33.8	2.2	6.1%									72	22	66	22	8.3%	0.0%						
			LKD	W49/F18	35.9	33.8	2.1	5.8%									72	22	66	22	8.3%	0.0%						
			LKD	W77/F18	35.6	33.6	2	5.6%									70	21	65	21	7.1%	0.0%						
	R10	RESIDENTIAL	BEDROOM	W53/F18	35.5	33.8	1.7	4.8%	35.5	33.8	1.7	4.8%	96.3	96.3	0.0	0.0%	70	21	67	21	4.3%	0.0%	70	21	67	21	4.3%	0.0%
	R11	RESIDENTIAL	BEDROOM	W55/F18	35.1	33.7	1.4	4.0%	35.1	33.7	1.4	4.0%	96.4	96.4	0.0	0.0%	70	21	67	21	4.3%	0.0%	70	21	67	21	4.3%	0.0%
	R12	RESIDENTIAL	LKD	W57/F18	34.9	33.5	1.4	4.0%	13	12.6	0.4	3.1%	85.6	85.6	0.0	0.0%	70	22	67	22	4.3%	0.0%	70	22	67	22	4.3%	0.0%
			LKD	W59/F18	34.7	33.4	1.3	3.7%									69	21	66	21	4.3%	0.0%						
			LKD	W68/F18	2	2	0	0.0%									2	0	2	0	0.0%	0.0%						
			LKD	W70/F18	3.8	3.8	0	0.0%									6	5	6	5	0.0%	0.0%						
			LKD	W71/F18	2.9	2.9	0	0.0%									4	4	4	4	0.0%	0.0%						
			LKD	W74/F18	3.5	3.5	0	0.0%									4	4	4	4	0.0%	0.0%						
	R13	RESIDENTIAL	BEDROOM	W61/F18	11.8	11.8	0	0.0%	11.8	11.8	0	0.0%	97.4	97.4	0.0	0.0%	23	9	23	9	0.0%	0.0%	23	9	23	9	0.0%	0.0%
	R14	RESIDENTIAL	BEDROOM	W64/F18	19.7	19.7	0	0.0%	19.7	19.7	0	0.0%	99.8	99.8	0.0	0.0%	36	14	36	14	0.0%	0.0%	36	14	36	14	0.0%	0.0%
	R15	RESIDENTIAL	LKD	W65/F18	24.9	24.9	0	0.0%	24.7	24.7	0	0.0%	98	98	0.0	0.0%	46	17	46	17	0.0%	0.0%	49	17	49	17	0.0%	0.0%
			LKD	W76/F18	24.5	24.5	0	0.0%									3	0	3	0	0.0%	0.0%						
	R16	RESIDENTIAL	LKD	W1/F18	1.7	1.7	0	0.0%	13	13	0	0.0%	87.4	87.4	0.0	0.0%	4	0	4	0	0.0%	0.0%	5	0	5	0	0.0%	0.0%
			LKD	W3/F18	0.2	0.2	0	0.0%									0	0	0	0	0.0%	0.0%						
			LKD	W5/F18	33.4	33.4	0	0.0%									1	1	1	1	0.0%	0.0%						
			LKD	W8/F18	33.5	33.5	0	0.0%									5	0	5	0	0.0%	0.0%						
			LKD	W45/F18	4.8	4.8	0	0.0%									1	1	1	1	0.0%	0.0%						
	R17	RESIDENTIAL	BEDROOM	W27/F18	18.1	15.7	2.4	13.3%	18.1	15.7	2.4	13.3%	87.4	79.7	1.1	8.8%	31	7	25	5	19.4%	28.6%	31	7	25	5	19.4%	28.6%
	R18	RESIDENTIAL	BEDROOM	W31/F18	35.7	33.8	1.9	5.3%	35.7	33.8	1.9	5.3%	80.3	80.1	0.0	0.2%	71	21	67	21	5.6%	0.0%	71	21	67	21	5.6%	0.0%
F19	R1	RESIDENTIAL	BEDROOM	W9/F19	34.4	34.4	0	0.0%	34.4	34.4	0	0.0%	94.7	94.7	0.0	0.0%	N/A	N/A	N/A	N/A	N/A	N/A	N/A	N/A	N/A	N/A	N/A	N/A
	R2	RESIDENTIAL	BEDROOM	W10/F19	34.3	34.3	0	0.0%	34.3	34.3	0	0.0%	96.7	96.7	0.0	0.0%	N/A	N/A	N/A	N/A	N/A	N/A	N/A	N/A	N/A	N/A	N/A	N/A
	R3	RESIDENTIAL	BEDROOM	W11/F19	33.9	33.9	0	0.0%	33.9	33.9	0	0.0%	96.9	96.9	0.0	0.0%	N/A	N/A	N/A	N/A	N/A	N/A	N/A	N/A	N/A	N/A	N/A	N/A
SHARD PLACE (CONTINUED)																												
	R4	RESIDENTIAL	BEDROOM	W12/F19	33.5	33.5	0	0.0%	33.5	33.5	0	0.0%	97.3	97.3	0.0	0.0%	N/A	N/A	N/A	N/A	N/A	N/A	N/A	N/A	N/A	N/A	N/A	N/A
	R5	RESIDENTIAL	LKD	W13/F19	32.9	32.9	0	0.0%	19.7	19.6	0.1	0.5%	100	100	0.0	0.0%	N/A	N/A	N/A	N/A	N/A	N/A	N/A	N/A	N/A	N/A	N/A	N/A
			LKD	W14/F19	32.5	32.5	0	0.0%									N/A	N/A			N/A	N/A						
			LKD	W15/F19	18.9	18.3	0.6	3.2%									N/A	N/A	N/A	N/A	N/A	N/A						
			LKD	W16/F19	12.9	12.9	0	0.0%									N/A	N/A	N/A	N/A	N/A	N/A						
	R6	RESIDENTIAL	BEDROOM	W17/F19	22.5	22.5	0	0.0%	29.7	28.4	1.3	4.4%	99.4	99.4	0.0	0.0%	N/A	N/A	N/A	N/A	N/A	N/A	N/A	N/A	N/A	N/A	N/A	N/A
			BEDROOM	W18/F19	37.6	34.8	2.8	7.4%									N/A	N/A	N/A	N/A	N/A	N/A						
	R7	RESIDENTIAL	BEDROOM	W19/F19	37.8	34.8	3	7.9%	37.8	34.8	3	7.9%	98.8	98.8	0.0	0.0%	N/A	N/A	N/A	N/A	N/A	N/A	N/A	N/A	N/A	N/A	N/A	N/A
	R8	RESIDENTIAL	LKD	W20/F19	38.1	34.8	3.3	8.7%	33.6	30.6	3	8.9%	96.5	96.5	0.0	0.0%	31	6	24	4	22.6%	33.3%	50	15	46	13	8.0%	13.3%
			LKD	W21/F19	38.2	34.8	3.4	8.9%																				
			LKD	W26/F19	28.1	25.5	2.6	9.3%									49	15	43	13	12.2%	13.3%						
	R9	RESIDENTIAL	LKD	W22/F19	14.4	10.7	3.7	25.7%	22.7	19.9	2.8	12.3%	92.6	92.6	0.0	0.0%	15	9	9	1	40.0%	88.7%	74	23	72	23	2.7%	0.0%
			LKD	W23/F19	13.2	9.5	3.7	28.0%									5	1	4		N/A	N/A						

(1) KITCHEN SMALLER THAN 13m2

(2) INC\HZ = SKY COMPONENT (INCLINED\HORIZONTAL WINDOWS)

(3) SINGLE ASPECT ROOM DEEPER THAN 5m

					VSC (WINDOW)				VSC (ROOM)				NSL				APSH (WINDOW)						APSH (ROOM)					
FLOOR	ROOM	PROPERTY TYPE	ROOM USE	WINDOW	EX. %	PR. %	LOSS	LOSS %	EX. %	PR. %	LOSS	LOSS %	EX. %	PR. %	LOSS SQM	LOSS %	EX.		PR.		LOSS %		EX.		PR.		LOSS %	
																	ANNUAL	WINTER	ANNUAL	WINTER	ANNUAL	WINTER	ANNUAL	WINTER	ANNUAL	WINTER	ANNUAL	WINTER
			LKD	W24/F19	15.7	11.8	3.9	24.8%									15	2	9	1	40.0%	50.0%						
			LKD	W25/F19	18.3	17	1.3	7.1%									4	0	4	0	0.0%	0.0%						
			LKD	W29/F19	36.1	34.1	2	5.5%									73	23	69	23	5.5%	0.0%						
			LKD	W30/F19	36	34.1	1.9	5.3%									72	22	69	22	4.2%	0.0%						
			LKD	W77/F19	35.8	33.9	1.9	5.3%									71	22	68	22	4.2%	0.0%						
	R10	RESIDENTIAL	BEDROOM	W32/F19	35.6	34.1	1.5	4.2%	35.6	34.1	1.5	4.2%	96.3	96.3	0.0	0.0%	71	22	68	22	4.2%	0.0%	71	22	68	22	4.2%	0.0%
	R11	RESIDENTIAL	BEDROOM	W33/F19	35.3	34	1.3	3.7%	35.3	34	1.3	3.7%	96.4	96.4	0.0	0.0%	71	22	68	22	4.2%	0.0%	71	22	68	22	4.2%	0.0%
	R12	RESIDENTIAL	LKD	W34/F19	35.1	33.9	1.2	3.4%	13.2	12.8	0.4	3.0%	85.9	85.9	0.0	0.0%	71	22	68	22	4.2%	0.0%	71	22	68	22	4.2%	0.0%
			LKD	W35/F19	34.9	33.8	1.1	3.2%									70	22	67	22	4.3%	0.0%						
			LKD	W39/F19	2.2	2.2	0	0.0%									2	0	2	0	0.0%	0.0%						
			LKD	W40/F19	4	4	0	0.0%									7	6	7	6	0.0%	0.0%						
			LKD	W41/F19	3	3	0	0.0%									4	4	4	4	0.0%	0.0%						
			LKD	W42/F19	3.6	3.6	0	0.0%									4	4	4	4	0.0%	0.0%						
	R13	RESIDENTIAL	BEDROOM	W36/F19	12.1	12.1	0	0.0%	12.1	12.1	0	0.0%	97.5	97.5	0.0	0.0%	23	9	23	9	0.0%	0.0%	23	9	23	9	0.0%	0.0%
	R14	RESIDENTIAL	BEDROOM	W37/F19	20	20	0	0.0%	20	20	0	0.0%	99.8	99.8	0.0	0.0%	36	14	36	14	0.0%	0.0%	36	14	36	14	0.0%	0.0%
	R15	RESIDENTIAL	LKD	W38/F19	25.3	25.3	0	0.0%	25	25	0	0.0%	98	98	0.0	0.0%	46	17	46	17	0.0%	0.0%	49	17	49	17	0.0%	0.0%
			LKD	W43/F19	24.7	24.7	0	0.0%									9	0	9	0	0.0%	0.0%						
	R16	RESIDENTIAL	LKD	W1/F19	1.7	1.7	0	0.0%	13.2	13.2	0	0.0%	87.5	87.5	0.0	0.0%	4	0	4	0	0.0%	0.0%	6	0	6	0	0.0%	0.0%
SHARD PLACE (CONTINUED)																												
			LKD	W3/F19	0.2	0.2	0	0.0%									0	0	0	0	0.0%	0.0%						
			LKD	W5/F19	34	34	0	0.0%									5	0	5	0	0.0%	0.0%						
			LKD	W8/F19	34.2	34.2	0	0.0%									9	0	9	0	0.0%	0.0%						
			LKD	W44/F19	4.9	4.9	0	0.0%									1	0	1	0	0.0%	0.0%						
	R17	RESIDENTIAL	BEDROOM	W27/F19	18.2	15.9	2.3	12.6%	18.2	15.9	2.3	12.6%	87.4	82.8	0.7	5.3%	31	7	25	5	19.4%	28.6%	31	7	25	5	19.4%	28.6%
	R18	RESIDENTIAL	BEDROOM	W31/F19	35.9	34.1	1.8	5.0%	35.9	34.1	1.8	5.0%	80.2	80.1	0.0	0.1%	72	22	69	22	4.2%	0.0%	72	22	69	22	4.2%	0.0%
F20	R1	RESIDENTIAL	BEDROOM	W9/F20	35.1	35.1	0	0.0%	35.1	35.1	0	0.0%	94.7	94.7	0.0	0.0%	N/A	N/A	N/A	N/A	N/A	N/A	N/A	N/A	N/A	N/A	N/A	N/A
	R2	RESIDENTIAL	BEDROOM	W10/F20	35.2	35.2	0	0.0%	35.2	35.2	0	0.0%	96.8	96.8	0.0	0.0%	N/A	N/A	N/A	N/A	N/A	N/A	N/A	N/A	N/A	N/A	N/A	N/A
	R3	RESIDENTIAL	BEDROOM	W11/F20	35.1	35.1	0	0.0%	35.1	35.1	0	0.0%	96.9	96.9	0.0	0.0%	N/A	N/A	N/A	N/A	N/A	N/A	N/A	N/A	N/A	N/A	N/A	N/A
	R4	RESIDENTIAL	BEDROOM	W12/F20	34.8	34.8	0	0.0%	34.8	34.8	0	0.0%	97.3	97.3	0.0	0.0%	N/A	N/A	N/A	N/A	N/A	N/A	N/A	N/A	N/A	N/A	N/A	N/A
	R5	RESIDENTIAL	LKD	W13/F20	34.5	34.5	0	0.0%	20.6	20.6	0	0.0%	100	100	0.0	0.0%	N/A	N/A	N/A	N/A	N/A	N/A	N/A	N/A	N/A	N/A	N/A	N/A
			LKD	W14/F20	34.2	34.2	0	0.0%									N/A	N/A	N/A	N/A	N/A	N/A						
			LKD	W15/F20	19	18.5	0.5	2.6%									N/A	N/A	N/A	N/A	N/A	N/A						
			LKD	W16/F20	13.7	13.7	0	0.0%									N/A	N/A	N/A	N/A	N/A	N/A						
	R6	RESIDENTIAL	BEDROOM	W17/F20	24.1	24.1	0	0.0%	30.9	29.7	1.2	3.9%	99.4	99.4	0.0	0.0%	N/A	N/A	N/A	N/A	N/A	N/A	N/A	N/A	N/A	N/A	N/A	N/A
			BEDROOM	W18/F20	38.2	35.7	2.5	6.5%									N/A	N/A	N/A	N/A	N/A	N/A						
	R7	RESIDENTIAL	BEDROOM	W19/F20	38.4	35.6	2.8	7.3%	38.4	35.6	2.8	7.3%	98.8	98.8	0.0	0.0%	N/A	N/A	N/A	N/A	N/A	N/A	N/A	N/A	N/A	N/A	N/A	N/A
	R8	RESIDENTIAL	LKD	W20/F20	38.6	35.6	3	7.8%	33.8	31.1	2.7	8.0%	96.5	96.5	0.0	0.0%	31	9	26	7	16.1%	22.2%	50	15	46	13	8.0%	13.3%
			LKD	W21/F20	38.6	35.5	3.1	8.0%									31	9	26	4	16.1%	33.3%						
			LKD	W26/F20	28.1	25.8	2.3	8.2%									49	15	44	13	10.2%	13.3%						
	R9	RESIDENTIAL	LKD	W22/F20	14.4	11.1	3.3	22.9%	22.7	20.2	2.5	11.0%	92.6	92.6	0.0	0.0%	15	1	13	1	13.3%	66.7%	74	23	72	23	2.7%	0.0%
			LKD	W23/F20	13.2	9.8	3.4	25.8%									15	2	13	1	13.3%	50.0%						
			LKD	W24/F20	15.7	12.2	3.5	22.3%									15	2	11	1	26.7%	50.0%						
			LKD	W25/F20	18.3	17.1	1.2	6.6%									6	0	6	0	0.0%	0.0%						
			LKD	W29/F20	36.3	34.4	1.9	5.2%									73	23	70	23	4.1%	0.0%						
			LKD	W30/F20	36.2	34.5	1.7	4.7%									72	22	69	22	4.2%	0.0%						

(1) KITCHEN SMALLER THAN 13m2

(2) INC\HZ = SKY COMPONENT (INCLINED\HORIZONTAL WINDOWS)

(3) SINGLE ASPECT ROOM DEEPER THAN 5m

					VSC (WINDOW)				VSC (ROOM)				NSL				APSH (WINDOW)						APSH (ROOM)					
FLOOR	ROOM	PROPERTY TYPE	ROOM USE	WINDOW	EX. %	PR. %	LOSS	LOSS %	EX. %	PR. %	LOSS	LOSS %	EX. %	PR. %	LOSS SQM	LOSS %	EX.		PR.		LOSS %		EX.		PR.		LOSS %	
																	ANNUAL	WINTER	ANNUAL	WINTER	ANNUAL	WINTER	ANNUAL	WINTER	ANNUAL	WINTER	ANNUAL	WINTER
			LKD	W77/F20	35.9	34.3	1.6	4.5%									71	22	68	22	4.2%	0.0%						
	R10	RESIDENTIAL	BEDROOM	W32/F20	35.8	34.4	1.4	3.9%	35.8	34.4	1.4	3.9%	96.3	96.3	0.0	0.0%	71	22	68	22	4.2%	0.0%	71	22	68	22	4.2%	0.0%
	R11	RESIDENTIAL	BEDROOM	W33/F20	35.5	34.3	1.2	3.4%	35.5	34.3	1.2	3.4%	96.4	96.4	0.0	0.0%	72	23	69	23	4.2%	0.0%	72	23	69	23	4.2%	0.0%
	R12	RESIDENTIAL	LKD	W34/F20	35.3	34.2	1.1	3.1%	13.3	13	0.3	2.3%	86	86	0.0	0.0%	71	22	68	22	4.2%	0.0%	71	22	68	22	4.2%	0.0%
			LKD	W35/F20	35.1	34.1	1	2.8%									70	22	67	22	4.3%	0.0%						
SHARD PLACE (CONTINUED)																												
			LKD	W39/F20	2.3	2.3	0	0.0%									3	1	3	1	0.0%	0.0%						
			LKD	W40/F20	4.2	4.2	0	0.0%									7	6	7	6	0.0%	0.0%						
			LKD	W41/F20	3.1	3.1	0	0.0%									5	4	5	4	0.0%	0.0%						
			LKD	W42/F20	3.7	3.7	0	0.0%									4	4	4	4	0.0%	0.0%						
	R13	RESIDENTIAL	BEDROOM	W36/F20	12.3	12.3	0	0.0%	12.3	12.3	0	0.0%	97.5	97.5	0.0	0.0%	23	9	23	9	0.0%	0.0%	23	9	23	9	0.0%	0.0%
	R14	RESIDENTIAL	BEDROOM	W37/F20	20.3	20.3	0	0.0%	20.3	20.3	0	0.0%	99.8	99.8	0.0	0.0%	36	14	36	14	0.0%	0.0%	36	14	36	14	0.0%	0.0%
	R15	RESIDENTIAL	LKD	W38/F20	25.6	25.6	0	0.0%	25.2	25.2	0	0.0%	98	98	0.0	0.0%	46	17	46	17	0.0%	0.0%	49	17	49	17	0.0%	0.0%
			LKD	W43/F20	24.8	24.8	0	0.0%									3	0	3	0	0.0%	0.0%						
	R16	RESIDENTIAL	LKD	W1/F20	1.8	1.8	0	0.0%	13.4	13.4	0	0.0%	87.5	87.5	0.0	0.0%	4	0	4	0	0.0%	0.0%	6	0	6	0	0.0%	0.0%
			LKD	W3/F20	0.2	0.2	0	0.0%									0	0	0	0	0.0%	0.0%						
			LKD	W5/F20	34.6	34.6	0	0.0%																				
			LKD	W8/F20	34.8	34.8	0	0.0%									8	0	8	0	0.0%	0.0%						
			LKD	W44/F20	5	5	0	0.0%									1	0	1	0	0.0%	0.0%						
	R17	RESIDENTIAL	BEDROOM	W27/F20	18.2	16.1	2.1	11.5%	18.2	16.1	2.1	11.5%	87.4	86.5	0.1	1.0%	31	7	26	5	16.1%	28.6%	31	7	26	5	16.1%	28.6%
	R18	RESIDENTIAL	BEDROOM	W31/F20	36.1	34.4	1.7	4.7%	36.1	34.4	1.7	4.7%	80.2	80.2	0.0	0.1%	72	22	69	22	4.2%	0.0%	72	22	69	22	4.2%	0.0%
F21	R1	RESIDENTIAL	BEDROOM	W9/F21	35.8	35.8	0	0.0%	35.8	35.8	0	0.0%	94.8	94.8	0.0	0.0%	N/A	N/A	N/A	N/A	N/A	N/A	N/A	N/A	N/A	N/A	N/A	N/A
	R2	RESIDENTIAL	BEDROOM	W10/F21	36	36	0	0.0%	36	36	0	0.0%	96.8	96.8	0.0	0.0%	N/A	N/A	N/A	N/A	N/A	N/A	N/A	N/A	N/A	N/A	N/A	N/A
	R3	RESIDENTIAL	BEDROOM	W11/F21	36.1	36.1	0	0.0%	36.1	36.1	0	0.0%	96.9	96.9	0.0	0.0%	N/A	N/A	N/A	N/A	N/A	N/A	N/A	N/A	N/A	N/A	N/A	N/A
	R4	RESIDENTIAL	BEDROOM	W12/F21	36.1	36.1	0	0.0%	36.1	36.1	0	0.0%	97.3	97.3	0.0	0.0%	N/A	N/A	N/A	N/A	N/A	N/A	N/A	N/A	N/A	N/A	N/A	N/A
	R5	RESIDENTIAL	LKD	W13/F21	36	36	0	0.0%	21.6	21.5	0.1	0.5%	100	100	0.0	0.0%	N/A	N/A	N/A	N/A	N/A	N/A	N/A	N/A	N/A	N/A	N/A	N/A
			LKD	W14/F21	35.9	35.9	0	0.0%									N/A	N/A	N/A	N/A	N/A	N/A						
			LKD	W15/F21	19.1	18.6	0.5	2.6%									N/A	N/A	N/A	N/A	N/A	N/A						
			LKD	W16/F21	14.5	14.5	0	0.0%									N/A	N/A	N/A	N/A	N/A	N/A						
	R6	RESIDENTIAL	BEDROOM	W17/F21	25.7	25.7	0	0.0%	32	30.9	1.1	3.4%	99.4	99.4	0.0	0.0%	N/A	N/A	N/A	N/A	N/A	N/A	N/A	N/A	N/A	N/A	N/A	N/A
			BEDROOM	W18/F21	38.8	36.5	2.3	5.9%									N/A	N/A	N/A	N/A	N/A	N/A						
	R7	RESIDENTIAL	BEDROOM	W19/F21	38.9	36.4	2.5	6.4%	38.9	36.4	2.5	6.4%	98.8	98.8	0.0	0.0%	N/A	N/A	N/A	N/A	N/A	N/A	N/A	N/A	N/A	N/A	N/A	N/A
	R8	RESIDENTIAL	LKD	W20/F21	39	36.3	2.7	6.9%	34.1	31.6	2.5	7.3%	96.5	96.5	0.0	0.0%	31	9	27	4	12.9%	55.6%	50	15	46	13	8.0%	13.3%
			LKD	W21/F21	39	36.2	2.8	7.2%									31	9	27	4	12.9%	55.6%						
			LKD	W26/F21	28.2	26.1	2.1	7.4%									49	15	45	13	8.2%	13.3%						
	R9	RESIDENTIAL	LKD	W22/F21	14.4	11.4	3	20.8%	22.8	20.5	2.3	10.1%	92.6	92.6	0.0	0.0%	15	3	11	1	26.7%	66.7%	74	23	73	23	1.4%	0.0%
			LKD	W23/F21	13.2	10.2	3	22.7%									11	2	10	1	18.8%	50.0%						
SHARD PLACE (CONTINUED)																												
			LKD	W24/F21	15.7	12.5	3.2	20.4%									15	4	12	1	20.0%	50.0%						
			LKD	W25/F21	18.3	17.2	1.1	6.0%																				
			LKD	W29/F21	36.4	34.8	1.6	4.4%									73	23	71	23	2.7%	0.0%						
			LKD	W30/F21	36.4	34.8	1.6	4.4%									73	23	71	23	2.7%	0.0%						
			LKD	W77/F21	36.1	34.6	1.5	4.2%									71	22	69	22	2.8%	0.0%						
	R10	RESIDENTIAL	BEDROOM	W32/F21	36	34.8	1.2	3.3%	36	34.8	1.2	3.3%	96.3	96.3	0.0	0.0%	71	22	69	22	2.8%	0.0%	71	22	69	22	2.8%	0.0%
	R11	RESIDENTIAL	BEDROOM	W33/F21	35.7	34.6	1.1	3.1%	35.7	34.6	1.1	3.1%	96.4	96.4	0.0	0.0%	72	23	70	23	2.8%	0.0%	72	23	70	23	2.8%	0.0%

(1) KITCHEN SMALLER THAN 13m2

(2) INC\HZ = SKY COMPONENT (INCLINED\HORIZONTAL WINDOWS)

(3) SINGLE ASPECT ROOM DEEPER THAN 5m

					VSC (WINDOW)				VSC (ROOM)				NSL				APSH (WINDOW)						APSH (ROOM)					
FLOOR	ROOM	PROPERTY TYPE	ROOM USE	WINDOW	EX. %	PR. %	LOSS	LOSS %	EX. %	PR. %	LOSS	LOSS %	EX. %	PR. %	LOSS SQM	LOSS %	EX.		PR.		LOSS %		EX.		PR.		LOSS %	
																	ANNUAL	WINTER	ANNUAL	WINTER	ANNUAL	WINTER	ANNUAL	WINTER	ANNUAL	WINTER	ANNUAL	WINTER
	R12	RESIDENTIAL	LKD	W34/F21	35.5	34.5	1	2.8%	13.5	13.2	0.3	2.2%	86.2	86.2	0.0	0.0%	72	23	70	23	2.8%	0.0%	72	23	70	23	2.8%	0.0%
			LKD	W35/F21	35.4	34.4	1	2.8%									71	23	69	23	2.8%	0.0%						
			LKD	W39/F21	2.5	2.5	0	0.0%									3	1	3	1	0.0%	0.0%						
			LKD	W40/F21	4.3	4.3	0	0.0%									7	6	7	6	0.0%	0.0%						
			LKD	W41/F21	3.2	3.2	0	0.0%									5	4	5	4	0.0%	0.0%						
			LKD	W42/F21	3.9	3.9	0	0.0%									4	4	4	4	0.0%	0.0%						
	R13	RESIDENTIAL	BEDROOM	W36/F21	12.6	12.6	0	0.0%	12.6	12.6	0	0.0%	97.6	97.6	0.0	0.0%	24	9	24	9	0.0%	0.0%	24	9	24	9	0.0%	0.0%
	R14	RESIDENTIAL	BEDROOM	W37/F21	20.6	20.6	0	0.0%	20.6	20.6	0	0.0%	99.8	99.8	0.0	0.0%	36	14	36	14	0.0%	0.0%	36	14	36	14	0.0%	0.0%
	R15	RESIDENTIAL	LKD	W38/F21	26	26	0	0.0%	25.4	25.4	0	0.0%	98	98	0.0	0.0%	46	17	46	17	0.0%	0.0%	49	17	49	17	0.0%	0.0%
			LKD	W43/F21	24.9	24.9	0	0.0%									9	0	9	0	0.0%	0.0%						
	R16	RESIDENTIAL	LKD	W1/F21	1.8	1.8	0	0.0%	13.7	13.7	0	0.0%	87.5	87.5	0.0	0.0%	4	0	4	0	0.0%	0.0%	6	0	6	0	0.0%	0.0%
			LKD	W3/F21	0.2	0.2	0	0.0%									0	0	0	0	0.0%	0.0%						
			LKD	W5/F21	35.1	35.1	0	0.0%									5	0	5	0	0.0%	0.0%						
			LKD	W8/F21	35.4	35.4	0	0.0%									8	0	8	0	0.0%	0.0%						
			LKD	W44/F21	5.1	5.1	0	0.0%									0	0	0	0	0.0%	0.0%						
	R17	RESIDENTIAL	BEDROOM	W27/F21	18.2	16.3	1.9	10.4%	18.2	16.3	1.9	10.4%	87.4	87.2	0.0	0.3%	31	7	27	5	12.9%	28.6%	31	7	27	5	12.9%	28.6%
	R18	RESIDENTIAL	BEDROOM	W31/F21	36.2	34.8	1.4	3.9%	36.2	34.8	1.4	3.9%	80.2	80.2	0.0	0.1%	72	22	70	22	2.8%	0.0%	72	22	70	22	2.8%	0.0%
F22	R1	RESIDENTIAL	BEDROOM	W9/F22	36.4	36.4	0	0.0%	36.4	36.4	0	0.0%	95	95	0.0	0.0%	N/A	N/A	N/A	N/A	N/A	N/A	N/A	N/A	N/A	N/A	N/A	N/A
	R2	RESIDENTIAL	BEDROOM	W10/F22	36.7	36.7	0	0.0%	36.7	36.7	0	0.0%	96.9	96.9	0.0	0.0%	N/A	N/A	N/A	N/A	N/A	N/A	N/A	N/A	N/A	N/A	N/A	N/A
	R3	RESIDENTIAL	BEDROOM	W11/F22	37.1	37.1	0	0.0%	37.1	37.1	0	0.0%	96.9	96.9	0.0	0.0%	N/A	N/A	N/A	N/A	N/A	N/A	N/A	N/A	N/A	N/A	N/A	N/A
	R4	RESIDENTIAL	BEDROOM	W12/F22	37.3	37.3	0	0.0%	37.3	37.3	0	0.0%	97.3	97.3	0.0	0.0%	N/A	N/A	N/A	N/A	N/A	N/A	N/A	N/A	N/A	N/A	N/A	N/A
	R5	RESIDENTIAL	LKD	W13/F22	37.4	37.4	0	0.0%	22.5	22.5	0	0.0%	100	100	0.0	0.0%	N/A	N/A	N/A	N/A	N/A	N/A	N/A	N/A	N/A	N/A	N/A	N/A
			LKD	W14/F22	37.4	37.4	0	0.0%									0	0	0	0	0.0%	0.0%						
			LKD	W15/F22	19.1	18.8	0.3	1.6%									N/A	N/A	N/A	N/A	N/A	N/A						
SHARD PLACE (CONTINUED)																												
			LKD	W16/F22	15.3	15.3	0	0.0%									N/A	N/A	N/A	N/A	N/A	N/A						
	R6	RESIDENTIAL	BEDROOM	W17/F22	27.2	27.2	0	0.0%	33	32	1	3.0%	99.4	99.4	0.0	0.0%	N/A	N/A	N/A	N/A	N/A	N/A	N/A	N/A	N/A	N/A	N/A	N/A
			BEDROOM	W18/F22	39.3	37.3	2	5.1%									N/A	N/A	N/A	N/A	N/A	N/A						
	R7	RESIDENTIAL	BEDROOM	W19/F22	39.4	37.2	2.2	5.6%	39.4	37.2	2.2	5.6%	98.8	98.8	0.0	0.0%	N/A	N/A	N/A	N/A	N/A	N/A	N/A	N/A	N/A	N/A	N/A	N/A
	R8	RESIDENTIAL	LKD	W20/F22	39.4	37	2.4	6.1%	34.4	32.2	2.2	6.4%	96.5	96.5	0.0	0.0%	31	7	27	6	12.9%	14.3%	50	15	46	13	8.0%	13.3%
			LKD	W21/F22	39.4	36.9	2.5	6.3%									31	6	27	4	12.9%	33.3%						
			LKD	W26/F22	28.3	26.4	1.9	6.7%									49	15	45	13	8.2%	13.3%						
	R9	RESIDENTIAL	LKD	W22/F22	14.4	11.8	2.6	18.1%	22.9	20.8	2.1	9.2%	92.6	92.6	0.0	0.0%	15	9	11	7	26.7%	66.7%	76	25	74	25	2.6%	0.0%
			LKD	W23/F22	13.2	10.5	2.7	20.5%									15	7	13	5	13.3%	28.6%						
			LKD	W24/F22	15.7	12.9	2.8	17.8%									15	2	12	1	20.0%	50.0%						
			LKD	W25/F22	18.4	17.4	1	5.4%									8	0	8	0	0.0%	N/A						
			LKD	W29/F22	36.6	35.1	1.5	4.1%									75	25	73	25	2.7%	0.0%						
			LKD	W30/F22	36.5	35.2	1.3	3.6%									73	23	71	23	2.7%	0.0%						
			LKD	W77/F22	36.3	35	1.3	3.6%									72	23	70	23	2.8%	0.0%						
	R10	RESIDENTIAL	BEDROOM	W32/F22	36.2	35.1	1.1	3.0%	36.2	35.1	1.1	3.0%	96.3	96.3	0.0	0.0%	72	22	70	22	2.8%	0.0%	72	22	70	22	2.8%	0.0%
	R11	RESIDENTIAL	BEDROOM	W33/F22	35.9	35	0.9	2.5%	35.9	35	0.9	2.5%	96.4	96.4	0.0	0.0%	72	23	70	23	2.8%	0.0%	72	23	70	23	2.8%	0.0%
	R12	RESIDENTIAL	LKD	W34/F22	35.7	34.9	0.8	2.2%	13.6	13.4	0.2	1.5%	86.4	86.4	0.0	0.0%	72	23	70	23	2.8%	0.0%	72	23	70	23	2.8%	0.0%
			LKD	W35/F22	35.6	34.8	0.8	2.2%									72	23	70	23	2.8%	0.0%						
			LKD	W39/F22	2.7	2.7	0	0.0%									3	1	3	1	0.0%	0.0%						
			LKD	W40/F22	4.5	4.5	0	0.0%									7	6	7	6	0.0%	0.0%						

(1) KITCHEN SMALLER THAN 13m2

(2) INC\HZ = SKY COMPONENT (INCLINED\HORIZONTAL WINDOWS)

(3) SINGLE ASPECT ROOM DEEPER THAN 5m

					VSC (WINDOW)				VSC (ROOM)				NSL				APSH (WINDOW)						APSH (ROOM)					
FLOOR	ROOM	PROPERTY TYPE	ROOM USE	WINDOW	EX. %	PR. %	LOSS	LOSS %	EX. %	PR. %	LOSS	LOSS %	EX. %	PR. %	LOSS SQM	LOSS %	EX.		PR.		LOSS %		EX.		PR.		LOSS %	
																	ANNUAL	WINTER	ANNUAL	WINTER	ANNUAL	WINTER	ANNUAL	WINTER	ANNUAL	WINTER	ANNUAL	WINTER
			LKD	W41/F22	3.3	3.3	0	0.0%									5	4	5	4	0.0%	0.0%						
			LKD	W42/F22	4	4	0	0.0%									4	4	4	4	0.0%	0.0%						
	R13	RESIDENTIAL	BEDROOM	W36/F22	12.9	12.9	0	0.0%	12.9	12.9	0	0.0%	97.7	97.7	0.0	0.0%	25	10	25	10	0.0%	0.0%	25	10	25	10	0.0%	0.0%
	R14	RESIDENTIAL	BEDROOM	W37/F22	20.9	20.9	0	0.0%	20.9	20.9	0	0.0%	99.8	99.8	0.0	0.0%	37	15	37	15	0.0%	0.0%	37	15	37	15	0.0%	0.0%
	R15	RESIDENTIAL	LKD	W38/F22	26.4	26.4	0	0.0%	25.8	25.8	0	0.0%	98	98	0.0	0.0%	47	18	47	18	0.0%	0.0%	50	18	50	18	0.0%	0.0%
			LKD	W43/F22	25.1	25.1	0	0.0%									9	0	9	0	0.0%	0.0%						
	R16	RESIDENTIAL	LKD	W1/F22	1.9	1.9	0	0.0%	13.9	13.9	0	0.0%	87.5	87.5	0.0	0.0%	4	0	4	0	0.0%	0.0%	6	0	6	0	0.0%	0.0%
			LKD	W3/F22	0.3	0.3	0	0.0%									0	0	0	0	0.0%	0.0%						
			LKD	W5/F22	35.6	35.6	0	0.0%									6	0	6	0	0.0%	0.0%						
			LKD	W8/F22	35.9	35.9	0	0.0%									6	0	6	0	0.0%	0.0%						
			LKD	W44/F22	5.1	5.1	0	0.0%									1	1	1	1	0.0%	0.0%						
SHARD PLACE (CONTINUED)																												
	R17	RESIDENTIAL	BEDROOM	W27/F22	18.2	16.5	1.7	9.3%	18.2	16.5	1.7	9.3%	87.4	87.2	0.0	0.2%	31	7	28	5	9.7%	28.6%	31	7	28	5	9.7%	28.6%
	R18	RESIDENTIAL	BEDROOM	W31/F22	36.4	35.1	1.3	3.6%	36.4	35.1	1.3	3.6%	80.2	80.2	0.0	0.0%	73	23	71	23	2.7%	0.0%	73	23	71	23	2.7%	0.0%
F23	R1	RESIDENTIAL	BEDROOM	W9/F23	36.7	36.7	0	0.0%	36.7	36.7	0	0.0%	95.1	95.1	0.0	0.0%	N/A	N/A	N/A	N/A	N/A	N/A	N/A	N/A	N/A	N/A	N/A	N/A
	R2	RESIDENTIAL	BEDROOM	W10/F23	37.1	37.1	0	0.0%	37.1	37.1	0	0.0%	96.9	96.9	0.0	0.0%	N/A	N/A	N/A	N/A	N/A	N/A	N/A	N/A	N/A	N/A	N/A	N/A
	R3	RESIDENTIAL	BEDROOM	W11/F23	37.5	37.5	0	0.0%	37.5	37.5	0	0.0%	96.9	96.9	0.0	0.0%	N/A	N/A	N/A	N/A	N/A	N/A	N/A	N/A	N/A	N/A	N/A	N/A
	R4	RESIDENTIAL	BEDROOM	W12/F23	37.8	37.8	0	0.0%	37.8	37.8	0	0.0%	97.3	97.3	0.0	0.0%	N/A	N/A	N/A	N/A	N/A	N/A	N/A	N/A	N/A	N/A	N/A	N/A
	R5	RESIDENTIAL	LKD	W13/F23	38	38	0	0.0%	22.9	22.8	0.1	0.4%	100	100	0.0	0.0%	N/A	N/A	N/A	N/A	N/A	N/A	N/A	N/A	N/A	N/A	N/A	N/A
			LKD	W14/F23	38.1	38.1	0	0.0%									N/A	N/A	N/A	N/A	N/A	N/A						
			LKD	W15/F23	19.2	18.8	0.4	2.1%									N/A	N/A	N/A	N/A	N/A	N/A						
			LKD	W16/F23	15.6	15.6	0	0.0%									N/A	N/A	N/A	N/A	N/A	N/A						
	R6	RESIDENTIAL	BEDROOM	W17/F23	28	28	0	0.0%	33.6	32.7	0.9	2.7%	99.4	99.4	0.0	0.0%	N/A	N/A	N/A	N/A	N/A	N/A	N/A	N/A	N/A	N/A	N/A	N/A
			BEDROOM	W18/F23	39.6	37.8	1.8	4.5%									N/A	N/A	N/A	N/A	N/A	N/A						
	R7	RESIDENTIAL	BEDROOM	W19/F23	39.6	37.7	1.9	4.8%	39.6	37.7	1.9	4.8%	98.8	98.8	0.0	0.0%	N/A	N/A	N/A	N/A	N/A	N/A	N/A	N/A	N/A	N/A	N/A	N/A
	R8	RESIDENTIAL	LKD	W20/F23	39.6	37.5	2.1	5.3%	34.5	32.6	1.9	5.5%	96.5	96.5	0.0	0.0%	51	5	47	4	7.8%	20.0%	50	15	47	13	6.0%	13.3%
			LKD	W21/F23	39.6	37.4	2.2	5.6%									31	9	27	4	12.9%	33.3%						
			LKD	W26/F23	28.4	26.8	1.6	5.6%									49	15	46	13	6.1%	13.3%						
	R9	RESIDENTIAL	LKD	W22/F23	14.5	12.2	2.3	15.9%	23	21.2	1.8	7.8%	92.6	92.6	0.0	0.0%	15	3	12	1	20.0%	66.7%	76	25	75	25	1.3%	0.0%
			LKD	W23/F23	13.2	10.9	2.3	17.4%									15	3	13	1	13.3%	66.7%						
			LKD	W24/F23	15.7	13.3	2.4	15.3%									15	2	12	1	20.0%	50.0%						
			LKD	W25/F23	18.4	17.6	0.8	4.3%									7	1	7	1	0.0%	0.0%						
			LKD	W29/F23	36.8	35.5	1.3	3.5%									75	25	73	25	2.7%	0.0%						
			LKD	W30/F23	36.7	35.5	1.2	3.3%									74	24	72	24	2.7%	0.0%						
			LKD	W77/F23	36.5	35.3	1.2	3.3%									72	23	70	23	2.8%	0.0%						
	R10	RESIDENTIAL	BEDROOM	W32/F23	36.4	35.4	1	2.7%	36.4	35.4	1	2.7%	96.3	96.3	0.0	0.0%	73	23	71	23	2.7%	0.0%	73	23	71	23	2.7%	0.0%
	R11	RESIDENTIAL	BEDROOM	W33/F23	36.1	35.3	0.8	2.2%	36.1	35.3	0.8	2.2%	96.4	96.4	0.0	0.0%	72	23	70	23	2.8%	0.0%	72	23	70	23	2.8%	0.0%
	R12	RESIDENTIAL	LKD	W34/F23	36	35.2	0.8	2.2%	13.9	13.6	0.3	2.2%	86.6	86.6	0.0	0.0%	72	23	70	23	2.8%	0.0%	72	23	71	23	1.4%	0.0%
			LKD	W35/F23	35.8	35.1	0.7	2.0%									72	23	71	23	1.4%	0.0%						
			LKD	W39/F23	2.9	2.9	0	0.0%									3	1	3	1	0.0%	0.0%						
			LKD	W40/F23	4.7	4.7	0	0.0%									7	6	7	6	0.0%	0.0%						
			LKD	W41/F23	3.5	3.5	0	0.0%									6	5	6	5	0.0%	0.0%						
			LKD	W42/F23	4.2	4.2	0	0.0%									4	4	4	4	0.0%	0.0%						
SHARD PLACE (CONTINUED)																												
	R13	RESIDENTIAL	BEDROOM	W36/F23	13.1	13.1	0	0.0%	13.1	13.1	0	0.0%	97.8	97.8	0.0	0.0%	26	11	26	11	0.0%	0.0%	26	11	26	11	0.0%	0.0%

(1) KITCHEN SMALLER THAN 13m2

(2) INC\HZ = SKY COMPONENT (INCLINED\HORIZONTAL WINDOWS)

(3) SINGLE ASPECT ROOM DEEPER THAN 5m

					VSC (WINDOW)				VSC (ROOM)				NSL				APSH (WINDOW)						APSH (ROOM)					
FLOOR	ROOM	PROPERTY TYPE	ROOM USE	WINDOW	EX. %	PR. %	LOSS	LOSS %	EX. %	PR. %	LOSS	LOSS %	EX. %	PR. %	LOSS SQM	LOSS %	EX.		PR.		LOSS %		EX.		PR.		LOSS %	
																	ANNUAL	WINTER	ANNUAL	WINTER	ANNUAL	WINTER	ANNUAL	WINTER	ANNUAL	WINTER	ANNUAL	WINTER
	R14	RESIDENTIAL	BEDROOM	W37/F23	21.4	21.4	0	0.0%	21.4	21.4	0	0.0%	99.8	99.8	0.0	0.0%	37	15	37	15	0.0%	0.0%	37	15	37	15	0.0%	0.0%
	R15	RESIDENTIAL	LKD	W38/F23	27	27	0	0.0%	26.2	26.2	0	0.0%	98	98	0.0	0.0%	47	18	47	18	0.0%	0.0%	50	18	50	18	0.0%	0.0%
			LKD	W43/F23	25.3	25.3	0	0.0%									9	0	9	0	0.0%	0.0%						
	R16	RESIDENTIAL	LKD	W1/F23	2	2	0	0.0%	14	14	0	0.0%	87.6	87.6	0.0	0.0%	4	0	4	0	0.0%	0.0%	6	0	6	0	0.0%	0.0%
			LKD	W3/F23	0.4	0.4	0	0.0%									0	0	0	0	0.0%	0.0%						
			LKD	W5/F23	35.9	35.9	0	0.0%																				
			LKD	W8/F23	36.2	36.2	0	0.0%									9	0	9	0	0.0%	0.0%						
			LKD	W44/F23	5.2	5.2	0	0.0%									5	0	5	0	0.0%	0.0%						
	R17	RESIDENTIAL	BEDROOM	W27/F23	18.2	16.7	1.5	8.2%	18.2	16.7	1.5	8.2%	87.4	87.3	0.0	0.1%	31	7	28	5	9.7%	28.6%	31	7	28	5	9.7%	28.6%
	R18	RESIDENTIAL	BEDROOM	W31/F23	36.6	35.5	1.1	3.0%	36.6	35.5	1.1	3.0%	80.2	80.2	0.0	0.0%	73	23	71	23	2.7%	0.0%	73	23	71	23	2.7%	0.0%
F24	R1	RESIDENTIAL	BEDROOM	W9/F24	36.8	36.8	0	0.0%	36.8	36.8	0	0.0%	95.3	95.3	0.0	0.0%	N/A	N/A	N/A	N/A	N/A	N/A	N/A	N/A	N/A	N/A	N/A	N/A
	R2	RESIDENTIAL	BEDROOM	W10/F24	37.2	37.2	0	0.0%	37.2	37.2	0	0.0%	97	97	0.0	0.0%	N/A	N/A	N/A	N/A	N/A	N/A	N/A	N/A	N/A	N/A	N/A	N/A
	R3	RESIDENTIAL	BEDROOM	W11/F24	37.6	37.6	0	0.0%	37.6	37.6	0	0.0%	96.9	96.9	0.0	0.0%	N/A	N/A	N/A	N/A	N/A	N/A	N/A	N/A	N/A	N/A	N/A	N/A
	R4	RESIDENTIAL	BEDROOM	W12/F24	37.8	37.8	0	0.0%	37.8	37.8	0	0.0%	97.3	97.3	0.0	0.0%	N/A	N/A	N/A	N/A	N/A	N/A	N/A	N/A	N/A	N/A	N/A	N/A
	R5	RESIDENTIAL	LKD	W13/F24	38	38	0	0.0%	22.9	22.8	0.1	0.4%	100	100	0.0	0.0%	N/A	N/A	N/A	N/A	N/A	N/A	N/A	N/A	N/A	N/A	N/A	N/A
			LKD	W14/F24	38.1	38.1	0	0.0%									N/A	N/A	N/A	N/A	N/A	N/A						
			LKD	W15/F24	19.2	18.9	0.3	1.6%									N/A	N/A	N/A	N/A	N/A	N/A						
			LKD	W16/F24	15.6	15.6	0	0.0%									N/A	N/A	N/A	N/A	N/A	N/A						
	R6	RESIDENTIAL	BEDROOM	W17/F24	28.3	28.3	0	0.0%	33.7	33	0.7	2.1%	99.4	99.4	0.0	0.0%	N/A	N/A	N/A	N/A	N/A	N/A	N/A	N/A	N/A	N/A	N/A	N/A
			BEDROOM	W18/F24	39.6	38.1	1.5	3.8%									N/A	N/A	N/A	N/A	N/A	N/A						
	R7	RESIDENTIAL	BEDROOM	W19/F24	39.6	38	1.6	4.0%	39.6	38	1.6	4.0%	98.8	98.8	0.0	0.0%	N/A	N/A	N/A	N/A	N/A	N/A	N/A	N/A	N/A	N/A	N/A	N/A
	R8	RESIDENTIAL	LKD	W20/F24	39.6	37.8	1.8	4.5%	34.7	33.1	1.6	4.6%	96.5	96.5	0.0	0.0%	41	15	40	13	2.4%	13.3%	50	15	48	13	4.0%	13.3%
			LKD	W21/F24	39.6	37.7	1.9	4.8%									31	6	29	4	6.5%	33.3%						
			LKD	W26/F24	28.8	27.5	1.3	4.5%									49	15	46	13	6.1%	13.3%						
	R9	RESIDENTIAL	LKD	W22/F24	14.6	12.6	2	13.7%	23	21.5	1.5	6.5%	92.6	92.6	0.0	0.0%	15	3	12	1	20.0%	66.7%	76	25	75	25	1.3%	0.0%
			LKD	W23/F24	13.2	11.2	2	15.2%									12	2	10	1	16.7%	50.0%						
			LKD	W24/F24	15.7	13.6	2.1	13.4%									15	3	13	1	13.3%	66.7%						
			LKD	W25/F24	18.4	17.7	0.7	3.8%																				
			LKD	W29/F24	37	35.9	1.1	3.0%									75	25	74	25	1.3%	0.0%						
			LKD	W30/F24	36.9	35.9	1	2.7%									75	25	74	25	1.3%	0.0%						
SHARD PLACE (CONTINUED)																												
			LKD	W77/F24	36.6	35.7	0.9	2.5%									74	25	73	25	1.4%	0.0%						
	R10	RESIDENTIAL	BEDROOM	W32/F24	36.6	35.8	0.8	2.2%	36.6	35.8	0.8	2.2%	96.3	96.3	0.0	0.0%	73	23	72	23	1.4%	0.0%	73	23	72	23	1.4%	0.0%
	R11	RESIDENTIAL	BEDROOM	W33/F24	36.4	35.6	0.8	2.2%	36.4	35.6	0.8	2.2%	96.4	96.4	0.0	0.0%	73	24	72	24	1.4%	0.0%	73	24	72	24	1.4%	0.0%
	R12	RESIDENTIAL	LKD	W34/F24	36.2	35.5	0.7	1.9%	14	13.8	0.2	1.4%	86.8	86.8	0.0	0.0%	72	23	71	23	1.4%	0.0%	73	24	72	24	1.4%	0.0%
			LKD	W35/F24	36.1	35.4	0.7	1.9%									72	23	71	23	1.4%	0.0%						
			LKD	W39/F24	3	3	0	0.0%									3	1	3	1	0.0%	0.0%						
			LKD	W40/F24	4.8	4.8	0	0.0%									7	6	7	6	0.0%	0.0%						
			LKD	W41/F24	3.6	3.6	0	0.0%									7	6	7	6	0.0%	0.0%						
			LKD	W42/F24	4.4	4.4	0	0.0%									5	5	5	5	0.0%	0.0%						
	R13	RESIDENTIAL	BEDROOM	W36/F24	13.4	13.4	0	0.0%	13.4	13.4	0	0.0%	97.9	97.9	0.0	0.0%	27	12	27	12	0.0%	0.0%	27	12	27	12	0.0%	0.0%
	R14	RESIDENTIAL	BEDROOM	W37/F24	22	22	0	0.0%	22	22	0	0.0%	99.8	99.8	0.0	0.0%	38	16	38	16	0.0%	0.0%	38	16	38	16	0.0%	0.0%
	R15	RESIDENTIAL	LKD	W38/F24	27.7	27.7	0	0.0%	26.6	26.6	0	0.0%	98	98	0.0	0.0%	49	19	49	19	0.0%	0.0%	52	19	52	19	0.0%	0.0%
			LKD	W43/F24	25.6	25.6	0	0.0%									9	0	9	0	0.0%	0.0%						
	R16	RESIDENTIAL	LKD	W1/F24	2	2	0	0.0%	14.1	14.1	0	0.0%	87.6	87.6	0.0	0.0%	4	0	4	0	0.0%	0.0%	6	0	6	0	0.0%	0.0%

(1) KITCHEN SMALLER THAN 13m2

(2) INC\HZ = SKY COMPONENT (INCLINED\HORIZONTAL WINDOWS)

(3) SINGLE ASPECT ROOM DEEPER THAN 5m

					VSC (WINDOW)				VSC (ROOM)				NSL				APSH (WINDOW)						APSH (ROOM)					
FLOOR	ROOM	PROPERTY TYPE	ROOM USE	WINDOW	EX. %	PR. %	LOSS	LOSS %	EX. %	PR. %	LOSS	LOSS %	EX. %	PR. %	LOSS SQM	LOSS %	EX.		PR.		LOSS %		EX.		PR.		LOSS %	
																	ANNUAL	WINTER	ANNUAL	WINTER	ANNUAL	WINTER	ANNUAL	WINTER	ANNUAL	WINTER	ANNUAL	WINTER
			LKD	W3/F24	0.7	0.7	0	0.0%									0	0	0	0	0.0%	0.0%						
			LKD	W5/F24	36	36	0	0.0%									4	0	4	0	0.0%	0.0%						
			LKD	W8/F24	36.3	36.3	0	0.0%									8	0	8	0	0.0%	0.0%						
			LKD	W44/F24	5.3	5.3	0	0.0%									0	0	0	0	0.0%	0.0%						
	R17	RESIDENTIAL	BEDROOM	W27/F24	18.2	17	1.2	6.6%	18.2	17	1.2	6.6%	87.5	87.4	0.0	0.1%	31	7	28	5	9.7%	28.6%	31	7	28	5	9.7%	28.6%
	R18	RESIDENTIAL	BEDROOM	W31/F24	36.8	35.8	1	2.7%	36.8	35.8	1	2.7%	80.2	80.2	0.0	0.0%	74	24	73	24	1.4%	0.0%	74	24	73	24	1.4%	0.0%
F25	R1	RESIDENTIAL	BEDROOM	W9/F25	36.8	36.8	0	0.0%	36.8	36.8	0	0.0%	95.3	95.3	0.0	0.0%	N/A	N/A	N/A	N/A	N/A	N/A	N/A	N/A	N/A	N/A	N/A	N/A
	R2	RESIDENTIAL	BEDROOM	W10/F25	37.2	37.2	0	0.0%	37.2	37.2	0	0.0%	97	97	0.0	0.0%	N/A	N/A	N/A	N/A	N/A	N/A	N/A	N/A	N/A	N/A	N/A	N/A
	R3	RESIDENTIAL	BEDROOM	W11/F25	37.7	37.7	0	0.0%	37.7	37.7	0	0.0%	96.9	96.9	0.0	0.0%	N/A	N/A	N/A	N/A	N/A	N/A	N/A	N/A	N/A	N/A	N/A	N/A
	R4	RESIDENTIAL	BEDROOM	W12/F25	37.9	37.9	0	0.0%	37.9	37.9	0	0.0%	97.3	97.3	0.0	0.0%	N/A	N/A	N/A	N/A	N/A	N/A	N/A	N/A	N/A	N/A	N/A	N/A
	R5	RESIDENTIAL	LKD	W13/F25	38.1	38.1	0	0.0%	22.9	22.9	0	0.0%	100	100	0.0	0.0%	N/A	N/A	N/A	N/A	N/A	N/A	N/A	N/A	N/A	N/A	N/A	N/A
			LKD	W14/F25	38.2	38.2	0	0.0%									N/A	N/A	N/A	N/A	N/A	N/A						
			LKD	W15/F25	19.2	19	0.2	1.0%									N/A	N/A	N/A	N/A	N/A	N/A						
			LKD	W16/F25	15.6	15.6	0	0.0%									N/A	N/A	N/A	N/A	N/A	N/A						
	R6	RESIDENTIAL	BEDROOM	W17/F25	29	29	0	0.0%	34.1	33.5	0.6	1.8%	99.4	99.4	0.0	0.0%	N/A	N/A	N/A	N/A	N/A	N/A	N/A	N/A	N/A	N/A	N/A	N/A
			BEDROOM	W18/F25	39.6	38.3	1.3	3.3%									N/A	N/A	N/A	N/A	N/A	N/A						
	R7	RESIDENTIAL	BEDROOM	W19/F25	39.6	38.3	1.3	3.3%	39.6	38.3	1.3	3.3%	98.8	98.8	0.0	0.0%	N/A	N/A	N/A	N/A	N/A	N/A	N/A	N/A	N/A	N/A	N/A	N/A
SHARD PLACE (CONTINUED)																												
	R8	RESIDENTIAL	LKD	W20/F25	39.6	38.1	1.5	3.8%	35.2	33.8	1.4	4.0%	96.5	96.5	0.0	0.0%	41	9	38	7	7.3%	22.2%	54	15	52	13	3.7%	13.3%
			LKD	W21/F25	39.6	38.1	1.5	3.8%									31	6	29	4	6.5%	33.3%						
			LKD	W26/F25	29.8	28.6	1.2	4.0%									53	15	50	13	5.7%	13.3%						
	R9	RESIDENTIAL	LKD	W22/F25	14.9	13.3	1.6	10.7%	23.1	21.9	1.2	5.2%	92.6	92.6	0.0	0.0%	15	9	13	8	13.3%	33.3%	76	25	75	25	1.3%	0.0%
			LKD	W23/F25	13.2	11.6	1.6	12.1%									4	3	4	3	0.0%	0.0%						
			LKD	W24/F25	15.7	14	1.7	10.8%									15	2	13	1	13.3%	50.0%						
			LKD	W25/F25	18.5	17.9	0.6	3.2%									4	0	4	0	0.0%	0.0%						
			LKD	W29/F25	37.1	36.2	0.9	2.4%									75	25	74	25	1.3%	0.0%						
			LKD	W30/F25	37.1	36.2	0.9	2.4%									75	25	74	25	1.3%	0.0%						
			LKD	W77/F25	36.8	36	0.8	2.2%									74	25	73	25	1.4%	0.0%						
	R10	RESIDENTIAL	BEDROOM	W32/F25	36.8	36.1	0.7	1.9%	36.8	36.1	0.7	1.9%	96.3	96.3	0.0	0.0%	74	24	73	24	1.4%	0.0%	74	24	73	24	1.4%	0.0%
	R11	RESIDENTIAL	BEDROOM	W33/F25	36.6	36	0.6	1.6%	36.6	36	0.6	1.6%	96.4	96.4	0.0	0.0%	73	24	72	24	1.4%	0.0%	73	24	72	24	1.4%	0.0%
	R12	RESIDENTIAL	LKD	W34/F25	36.4	35.9	0.5	1.4%	14.2	14	0.2	1.4%	87	87	0.0	0.0%	73	24	72	24	1.4%	0.0%	74	25	73	25	1.4%	0.0%
			LKD	W35/F25	36.3	35.8	0.5	1.4%									73	24	72	24	1.4%	0.0%						
			LKD	W39/F25	3.1	3.1	0	0.0%									3	1	3	1	0.0%	0.0%						
			LKD	W40/F25	5	5	0	0.0%									7	6	7	6	0.0%	0.0%						
			LKD	W41/F25	3.7	3.7	0	0.0%									7	6	7	6	0.0%	0.0%						
			LKD	W42/F25	4.6	4.6	0	0.0%									5	5	5	5	0.0%	0.0%						
	R13	RESIDENTIAL	BEDROOM	W36/F25	13.8	13.8	0	0.0%	13.8	13.8	0	0.0%	97.9	97.9	0.0	0.0%	27	12	27	12	0.0%	0.0%	27	12	27	12	0.0%	0.0%
	R14	RESIDENTIAL	BEDROOM	W37/F25	23.1	23.1	0	0.0%	23.1	23.1	0	0.0%	99.8	99.8	0.0	0.0%	40	17	40	17	0.0%	0.0%	40	17	40	17	0.0%	0.0%
	R15	RESIDENTIAL	LKD	W38/F25	28.9	28.9	0	0.0%	27.5	27.5	0	0.0%	99.2	99.2	0.0	0.0%	49	19	49	19	0.0%	0.0%	52	19	52	19	0.0%	0.0%
			LKD	W43/F25	26.1	26.1	0	0.0%									2	0	2	0	0.0%	0.0%						
	R16	RESIDENTIAL	LKD	W2/F25	2.1	2.1	0	0.0%	14.2	14.2	0	0.0%	87.6	87.6	0.0	0.0%	4	0	4	0	0.0%	0.0%	6	0	6	0	0.0%	0.0%
			LKD	W3/F25	0.8	0.8	0	0.0%									0	0	0	0	0.0%	0.0%						
			LKD	W5/F25	36.1	36.1	0	0.0%									4	0	4	0	0.0%	0.0%						
			LKD	W7/F25	36.4	36.4	0	0.0%									8	0	8	0	0.0%	0.0%						
			LKD	W44/F25	5.4	5.4	0	0.0%									0	0	0	0	0.0%	0.0%						

(1) KITCHEN SMALLER THAN 13m2

(2) INC\HZ = SKY COMPONENT (INCLINED\HORIZONTAL WINDOWS)

(3) SINGLE ASPECT ROOM DEEPER THAN 5m

					VSC (WINDOW)				VSC (ROOM)				NSL				APSH (WINDOW)						APSH (ROOM)					
FLOOR	ROOM	PROPERTY TYPE	ROOM USE	WINDOW	EX. %	PR. %	LOSS	LOSS %	EX. %	PR. %	LOSS	LOSS %	EX. %	PR. %	LOSS SQM	LOSS %	EX.		PR.		LOSS %		EX.		PR.		LOSS %	
																	ANNUAL	WINTER	ANNUAL	WINTER	ANNUAL	WINTER	ANNUAL	WINTER	ANNUAL	WINTER	ANNUAL	WINTER
	R17	RESIDENTIAL	BEDROOM	W27/F25	18.3	17.3	1	5.5%	18.3	17.3	1	5.5%	87.6	87.6	0.0	0.1%	31	7	29	6	6.5%	14.3%	31	7	29	6	6.5%	14.3%
	R18	RESIDENTIAL	BEDROOM	W31/F25	37	36.2	0.8	2.2%	37	36.2	0.8	2.2%	80.2	80.2	0.0	0.0%	75	25	74	25	1.3%	0.0%	75	25	74	25	1.3%	0.0%
F26	R1	RESIDENTIAL	LKD	W13/F26	38.1	38.1	0	0.0%	23.5	23.4	0.1	0.4%	100	100	0.0	0.0%	N/A	N/A	N/A	N/A	N/A	N/A	N/A	N/A	N/A	N/A	N/A	N/A
			LKD	W14/F26	38.2	38.2	0	0.0%									N/A	N/A	N/A	N/A	N/A	N/A						
SHARD PLACE (CONTINUED)																												
			LKD	W15/F26	19	18.8	0.2	1.1%									N/A	N/A	N/A	N/A	N/A	N/A						
			LKD	W16/F26	16.6	16.6	0	0.0%									N/A	N/A	N/A	N/A	N/A	N/A						
	R2	RESIDENTIAL	BEDROOM	W12/F26	37.9	37.9	0	0.0%	37.9	37.9	0	0.0%	97.3	97.3	0.0	0.0%	N/A	N/A	N/A	N/A	N/A	N/A	N/A	N/A	N/A	N/A	N/A	N/A
	R3	RESIDENTIAL	BEDROOM	W11/F26	37.7	37.7	0	0.0%	37.7	37.7	0	0.0%	96.9	96.9	0.0	0.0%	N/A	N/A	N/A	N/A	N/A	N/A	N/A	N/A	N/A	N/A	N/A	N/A
	R4	RESIDENTIAL	BEDROOM	W10/F26	37.3	37.3	0	0.0%	37.3	37.3	0	0.0%	96.9	96.9	0.0	0.0%	N/A	N/A	N/A	N/A	N/A	N/A	N/A	N/A	N/A	N/A	N/A	N/A
	R5	RESIDENTIAL	BEDROOM	W9/F26	36.9	36.9	0	0.0%	36.9	36.9	0	0.0%	95.2	95.2	0.0	0.0%	N/A	N/A	N/A	N/A	N/A	N/A	N/A	N/A	N/A	N/A	N/A	N/A
	R6	RESIDENTIAL	LKD	W1/F26	2.3	2.3	0	0.0%	14.4	14.4	0	0.0%	87.5	87.5	0.0	0.0%	4	0	4	0	0.0%	0.0%	6	0	6	0	0.0%	0.0%
			LKD	W3/F26	0.6	0.6	0	0.0%									0	0	0	0	0.0%	0.0%						
			LKD	W5/F26	36.2	36.2	0	0.0%									8	0	8	0	0.0%	0.0%						
			LKD	W8/F26	36.5	36.5	0	0.0%									4	0	4	0	0.0%	0.0%						
			LKD	W44/F26	5.8	5.8	0	0.0%									5	0	5	0	0.0%	0.0%						
	R7	RESIDENTIAL	LKD	W38/F26	30.7	30.7	0	0.0%	29.2	29.2	0	0.0%	99.6	99.6	0.0	0.0%	54	20	54	20	0.0%	0.0%	57	20	57	20	0.0%	0.0%
			LKD	W43/F26	27.7	27.7	0	0.0%									3	0	3	0	0.0%	0.0%						
	R8	RESIDENTIAL	BEDROOM	W37/F26	26	26	0	0.0%	26	26	0	0.0%	99.8	99.8	0.0	0.0%	43	18	43	18	0.0%	0.0%	43	18	43	18	0.0%	0.0%
	R9	RESIDENTIAL	BEDROOM	W36/F26	15	15	0	0.0%	15	15	0	0.0%	97.9	97.9	0.0	0.0%	29	13	29	13	0.0%	0.0%	29	13	29	13	0.0%	0.0%
	R10	RESIDENTIAL	LKD	W34/F26	36.6	36.2	0.4	1.1%	14.7	14.5	0.2	1.4%	87.2	87.2	0.0	0.0%	73	24	73	24	0.0%	0.0%	74	25	74	25	0.0%	0.0%
			LKD	W35/F26	36.5	36.1	0.4	1.1%									73	24	73	24	0.0%	0.0%						
			LKD	W39/F26	3.7	3.7	0	0.0%									3	1	3	1	0.0%	0.0%						
			LKD	W40/F26	5.8	5.8	0	0.0%									8	6	8	6	0.0%	0.0%						
			LKD	W41/F26	4.3	4.3	0	0.0%									7	6	7	6	0.0%	0.0%						
			LKD	W42/F26	4.9	4.9	0	0.0%									6	5	6	5	0.0%	0.0%						
	R11	RESIDENTIAL	BEDROOM	W33/F26	36.8	36.3	0.5	1.4%	36.8	36.3	0.5	1.4%	96.4	96.4	0.0	0.0%	75	25	74	25	1.3%	0.0%	75	25	74	25	1.3%	0.0%
	R12	RESIDENTIAL	BEDROOM	W32/F26	37	36.4	0.6	1.6%	37	36.4	0.6	1.6%	96.3	96.3	0.0	0.0%	74	24	73	24	1.4%	0.0%	74	24	73	24	1.4%	0.0%
	R13	RESIDENTIAL	LKD	W22/F26	15.9	14.6	1.3	8.2%	24.5	23.6	0.9	3.7%	92.6	92.6	0.0	0.0%	1		1		0.0%		77	25	77	25	0.0%	0.0%
			LKD	W23/F26	14	12.7	1.3	9.3%									15	3	14	2	6.7%	33.3%						
			LKD	W24/F26	16.6	15.2	1.4	8.4%									26	7	23	6	2.8%	14.3%						
			LKD	W25/F26	18.1	17.6	0.5	2.8%									7	0	8	0	14.3%	0.0%						
			LKD	W29/F26	37.3	36.6	0.7	1.9%									76	25	75	25	1.3%	0.0%						
			LKD	W30/F26	37.2	36.6	0.6	1.6%									75	25	74	25	1.3%	0.0%						
			LKD	W31/F26 (dup.)	37.1	36.5	0.6	1.6%									75	25	74	25	1.3%	0.0%						
			LKD	W77/F26	37	36.4	0.6	1.6%									74	25	73	25	1.4%	0.0%						
SHARD PLACE (CONTINUED)																												
	R14	RESIDENTIAL	LKD	W20/F26	39.6	38.4	1.2	3.0%	36.2	35.1	1.1	3.0%	98.2	98.2	0.0	0.0%	63	15	62	14	1.6%	6.7%	63	15	62	14	1.6%	6.7%
			LKD	W21/F26	39.6	38.4	1.2	3.0%									31	6	30	5	3.2%	16.7%						
			LKD	W26/F26	32	31.1	0.9	2.8%									62	15	61	14	1.6%	6.7%						
	R15	RESIDENTIAL	BEDROOM	W19/F26	39.6	38.5	1.1	2.8%	39.6	38.5	1.1	2.8%	98.8	98.8	0.0	0.0%	N/A	N/A	N/A	N/A	N/A	N/A	N/A	N/A	N/A	N/A	N/A	N/A
	R16	RESIDENTIAL	BEDROOM	W17/F26	31.1	31.1	0	0.0%	35.2	34.7	0.5	1.4%	99.4	99.4	0.0	0.0%	N/A	N/A	N/A	N/A	N/A	N/A	N/A	N/A	N/A	N/A	N/A	N/A
			BEDROOM	W18/F26	39.6	38.6	1	2.5%									N/A	N/A	N/A	N/A	N/A	N/A						
	R17	RESIDENTIAL	BEDROOM	W27/F26	19.2	18.4	0.8	4.2%	19.2	18.4	0.8	4.2%	87.7	87.6	0.0	0.0%	31	7	30	6	3.2%	14.3%	31	7	30	6	3.2%	14.3%
	R18	RESIDENTIAL	UNKNOWN	W31/F26	37.1	36.5	0.6	1.6%	37.1	36.5	0.6	1.6%	82	81.9	0.0	0.0%	75	25	74	25	1.3%	0.0%	75	25	74	25	1.3%	0.0%

(1) KITCHEN SMALLER THAN 13m2

(2) INC\HZ = SKY COMPONENT (INCLINED\HORIZONTAL WINDOWS)

(3) SINGLE ASPECT ROOM DEEPER THAN 5m

					VSC (WINDOW)				VSC (ROOM)				NSL				APSH (WINDOW)						APSH (ROOM)					
FLOOR	ROOM	PROPERTY TYPE	ROOM USE	WINDOW	EX. %	PR. %	LOSS %	LOSS %	EX. %	PR. %	LOSS %	LOSS %	EX. %	PR. %	LOSS SQM	LOSS %	EX.		PR.		LOSS %		EX.		PR.		LOSS %	
																	ANNUAL	WINTER	ANNUAL	WINTER	ANNUAL	WINTER	ANNUAL	WINTER	ANNUAL	WINTER	ANNUAL	WINTER
43 BOROUGH HIGH STREET																												
F00	R1	RESIDENTIAL	UNKNOWN	W1/F00	4.6	4.3	0.3	6.5%	4.6	4.3	0.3	6.5%	45.1	38.7	0.5	14.1%	8	0	8	0	0.0%	0.0%	8	0	8	0	0.0%	0.0%
F01	R1	RESIDENTIAL	BEDROOM	W1/F01	17.4	11.3	6.1	35.1%	17.4	11.3	6.1	35.1%	98.9	90.8	0.6	8.2%	37	5	31	5	16.2%	0.0%	37	5	31	5	16.2%	0.0%
	R2	RESIDENTIAL	BEDROOM	W2/F01	20.2	13.3	6.9	34.2%	20.2	13.3	6.9	34.2%	93.6	67.1	3.2	28.3%	42	11	37	11	11.9%	0.0%	42	11	37	11	11.9%	0.0%
F02	R1	RESIDENTIAL	BEDROOM	W1/F02	22.8	15.7	7.1	31.1%	22.8	15.7	7.1	31.1%	98.1	81.1	1.3	17.4%	52	19	44	18	15.4%	5.3%	52	19	44	18	15.4%	5.3%
	R2	RESIDENTIAL	BEDROOM	W2/F02	25.7	17.3	8.4	32.7%	25.7	17.3	8.4	32.7%	92.3	71	3.2	23.1%	52	17	43	17	17.3%	0.0%	52	17	43	17	17.3%	0.0%
F03	R1	RESIDENTIAL	BEDROOM	W1/F03	26.8	18.2	8.6	32.1%	26.8	18.2	8.6	32.1%	98.3	81.9	1.3	16.7%	55	21	44	19	20.0%	9.5%	55	21	44	19	20.0%	9.5%
	R2	RESIDENTIAL	BEDROOM	W2/F03	28.7	19.1	9.6	33.4%	28.7	19.1	9.6	33.4%	92.1	66.4	3.8	28.0%	56	20	46	20	17.9%	0.0%	56	20	46	20	17.9%	0.0%
F04	R2	RESIDENTIAL	BEDROOM	W2/F04	29.9	20.1	9.8	32.8%	29.9	19.8	10.1	33.8%	94.9	79.8	1.8	15.9%	55	18	41	16	25.5%	11.1%	59	21	45	19	23.7%	9.5%
			BEDROOM	W3/F04	29.9	19.4	10.5	35.1%									58	21	42	19	27.6%	9.5%						

(1) KITCHEN SMALLER THAN 13m2

(2) INC\HZ = SKY COMPONENT (INCLINED\HORIZONTAL WINDOWS)

(3) SINGLE ASPECT ROOM DEEPER THAN 5m

NSL CONTOURS

PROJECT: 8684 - NEW CITY COURT
REPORT TITLE: EXISTING VS. PROPOSED
ADDRESS: 10-18 LONDON BRIDGE STREET
DATE: 05/03/2021
SCHEME IR: IR57
DRAWING No.: 8684-REL11-IS01-DD1

KEY:

- GAIN
- LOSS
- MAINTAINED LIT AREA
- 1 METRE GRID

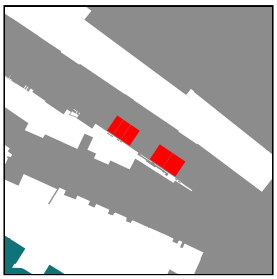

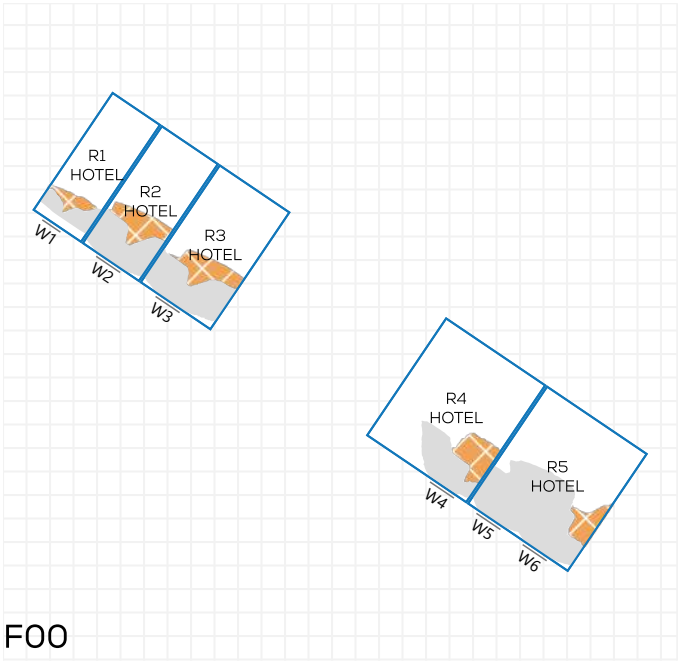

F00

NSL CONTOURS

PROJECT:	8684 - NEW CITY COURT
REPORT TITLE:	EXISTING VS. PROPOSED
ADDRESS:	10-18 LONDON BRIDGE STREET
DATE:	05/03/2021
SCHEME IR:	IR57
DRAWING No.:	8684-REL11-IS01-DD2

KEY:

- GAIN
- LOSS
- MAINTAINED LIT AREA
- 1 METRE GRID

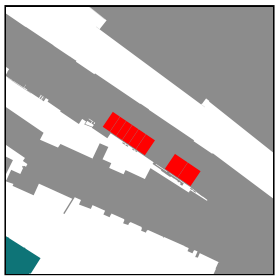

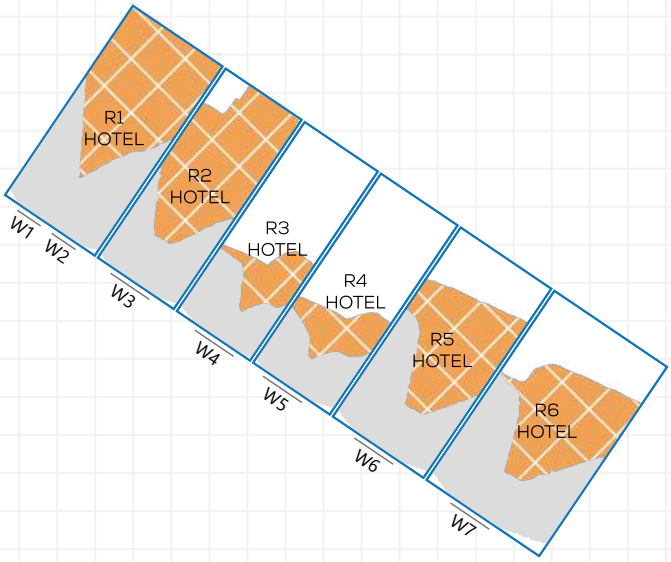

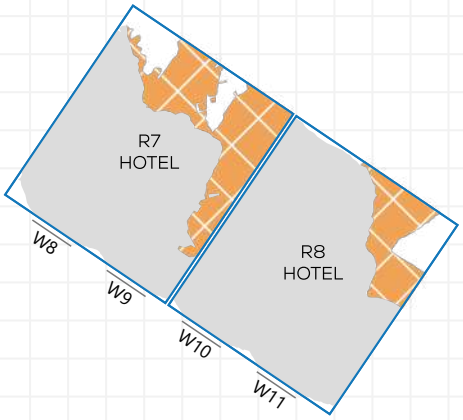

F01

NSL CONTOURS

PROJECT: 8684 - NEW CITY COURT
REPORT TITLE: EXISTING VS. PROPOSED
ADDRESS: 10-18 LONDON BRIDGE STREET
DATE: 05/03/2021
SCHEME IR: IR57
DRAWING No.: 8684-REL11-IS01-DD3

KEY:
- GAIN
- LOSS
- MAINTAINED LIT AREA
- 1 METRE GRID

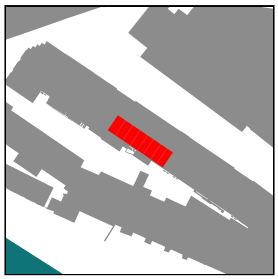

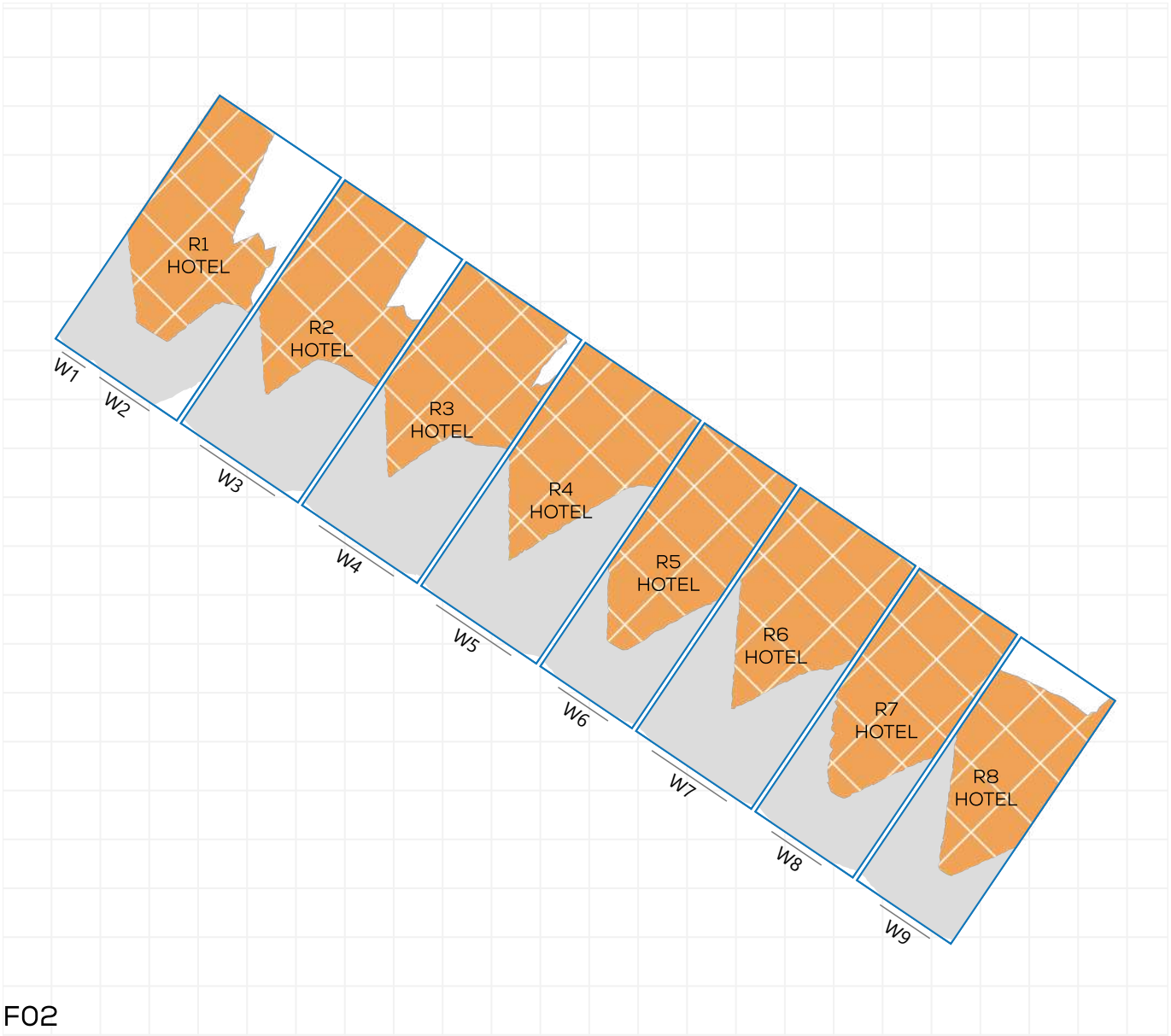

F02

NSL CONTOURS

PROJECT:	8684 - NEW CITY COURT
REPORT TITLE:	EXISTING VS. PROPOSED
ADDRESS:	10-18 LONDON BRIDGE STREET
DATE:	05/03/2021
SCHEME IR:	IR57
DRAWING No.:	8684-REL11-IS01-DD4

KEY:

- GAIN
- LOSS
- MAINTAINED LIT AREA
- 1 METRE GRID

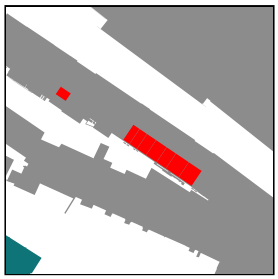

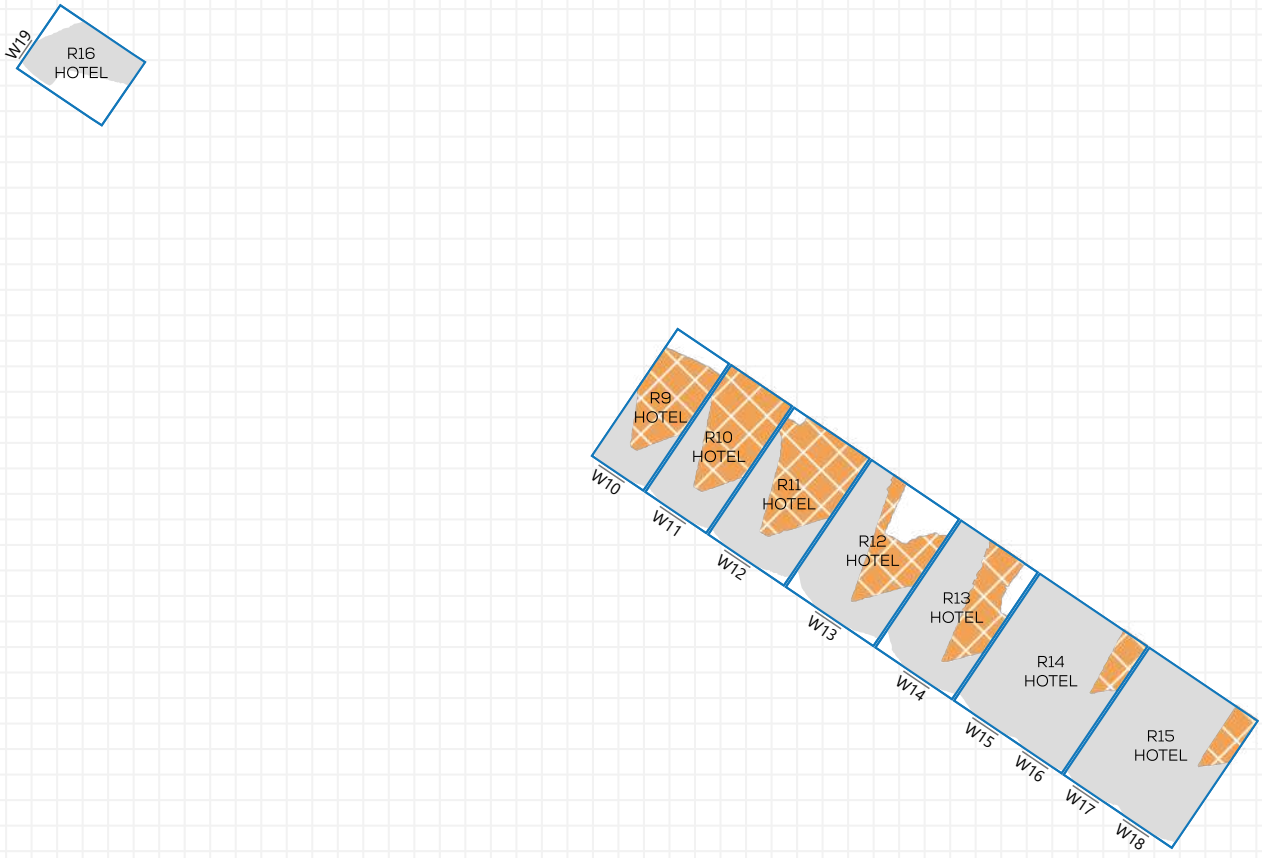

F02

NSL CONTOURS

PROJECT: 8684 - NEW CITY COURT
REPORT TITLE: EXISTING VS. PROPOSED
ADDRESS: 10-18 LONDON BRIDGE STREET
DATE: 05/03/2021
SCHEME IR: IR57
DRAWING No.: 8684-REL11-IS01-DD5

KEY:
- GAIN
- LOSS
- MAINTAINED LIT AREA
- 1 METRE GRID

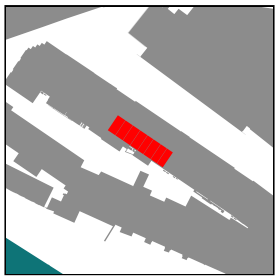

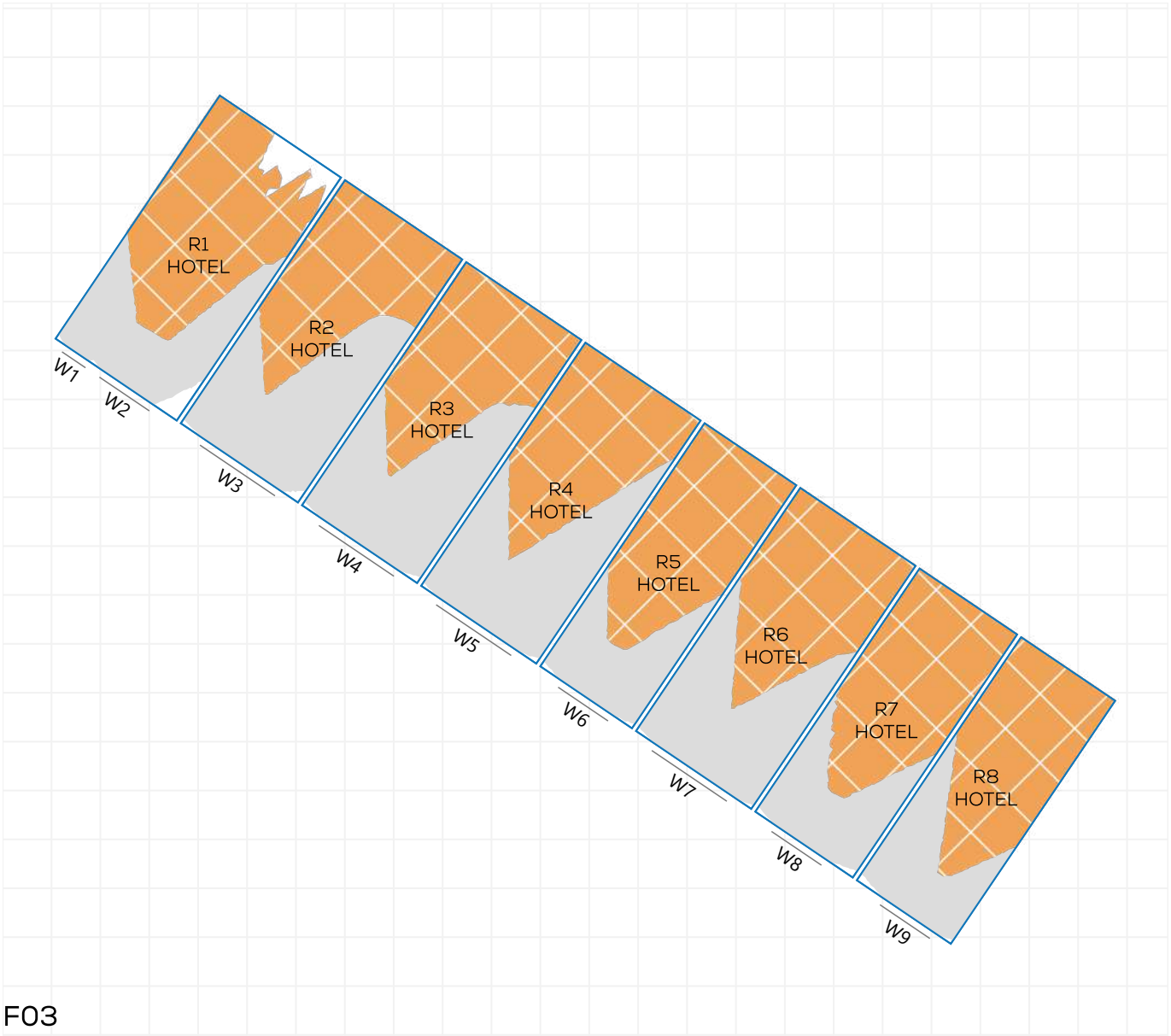

F03

NSL CONTOURS

PROJECT: 8684 - NEW CITY COURT
REPORT TITLE: EXISTING VS. PROPOSED
ADDRESS: 10-18 LONDON BRIDGE STREET
DATE: 05/03/2021
SCHEME IR: IR57
DRAWING No.: 8684-REL11-IS01-DD6

KEY:

- GAIN
- LOSS
- MAINTAINED LIT AREA
- 1 METRE GRID

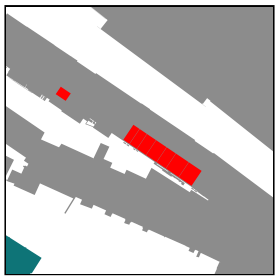

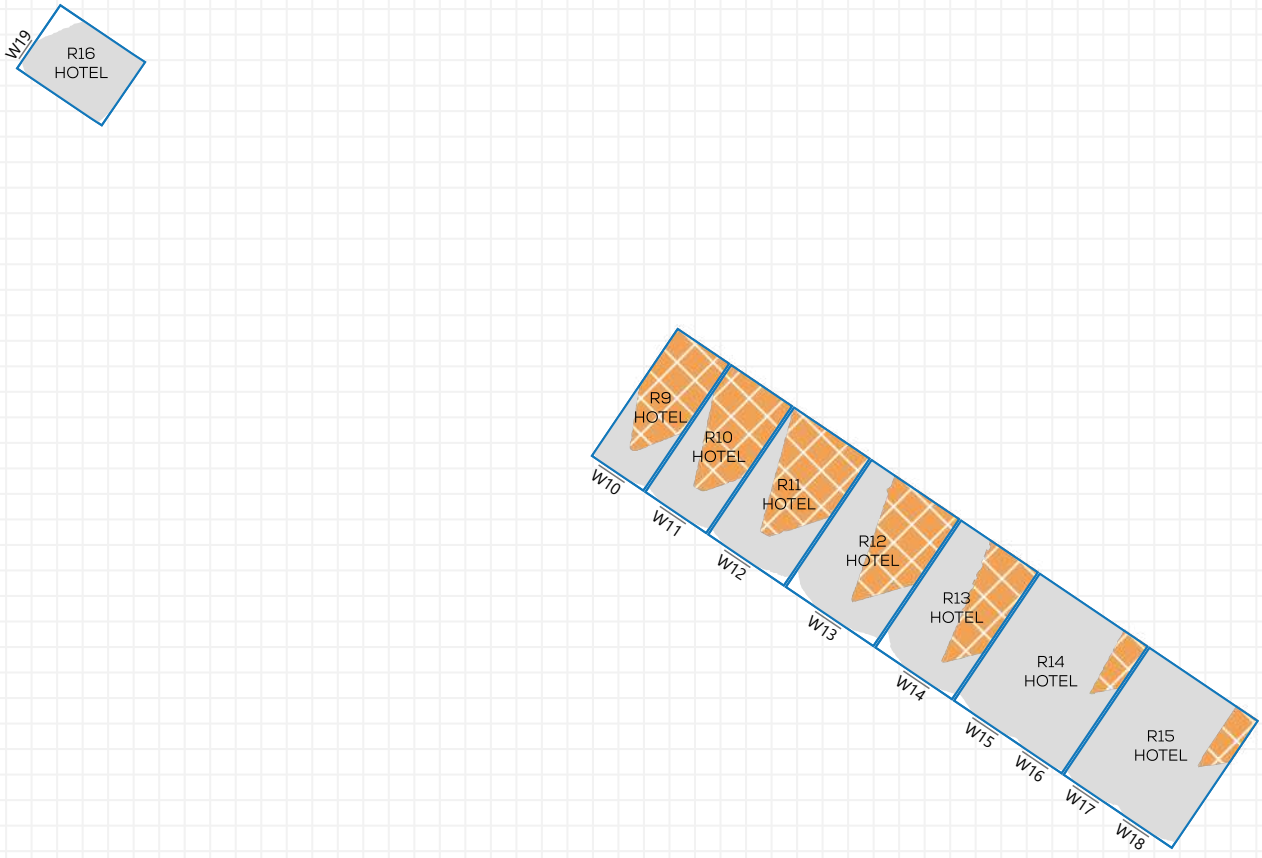

F03

NSL CONTOURS

PROJECT:	8684 - NEW CITY COURT
REPORT TITLE:	EXISTING VS. PROPOSED
ADDRESS:	10-18 LONDON BRIDGE STREET
DATE:	05/03/2021
SCHEME IR:	IR57
DRAWING No.:	8684-REL11-IS01-DD7

KEY:

- GAIN
- LOSS
- MAINTAINED LIT AREA
- 1 METRE GRID

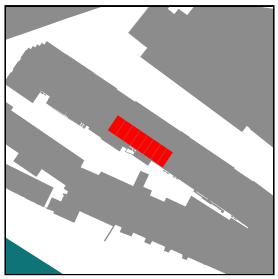

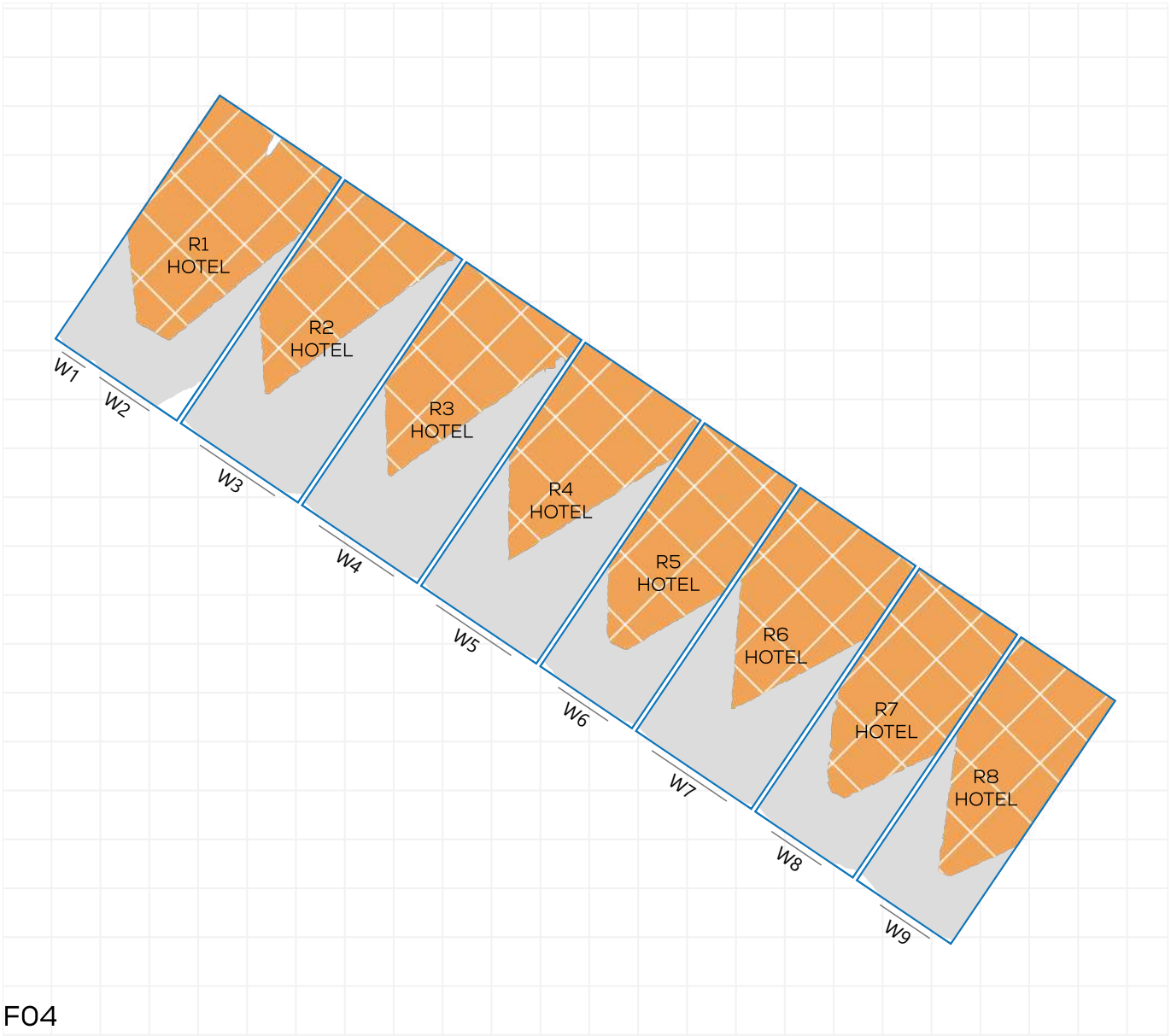

F04

NSL CONTOURS

PROJECT: 8684 - NEW CITY COURT
REPORT TITLE: EXISTING VS. PROPOSED
ADDRESS: 10-18 LONDON BRIDGE STREET
DATE: 05/03/2021
SCHEME IR: IR57
DRAWING No.: 8684-REL11-IS01-DD8

KEY:

- GAIN
- LOSS
- MAINTAINED LIT AREA
- 1 METRE GRID

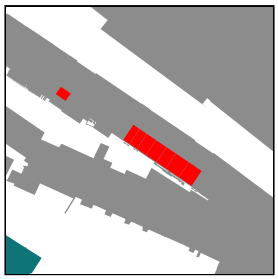

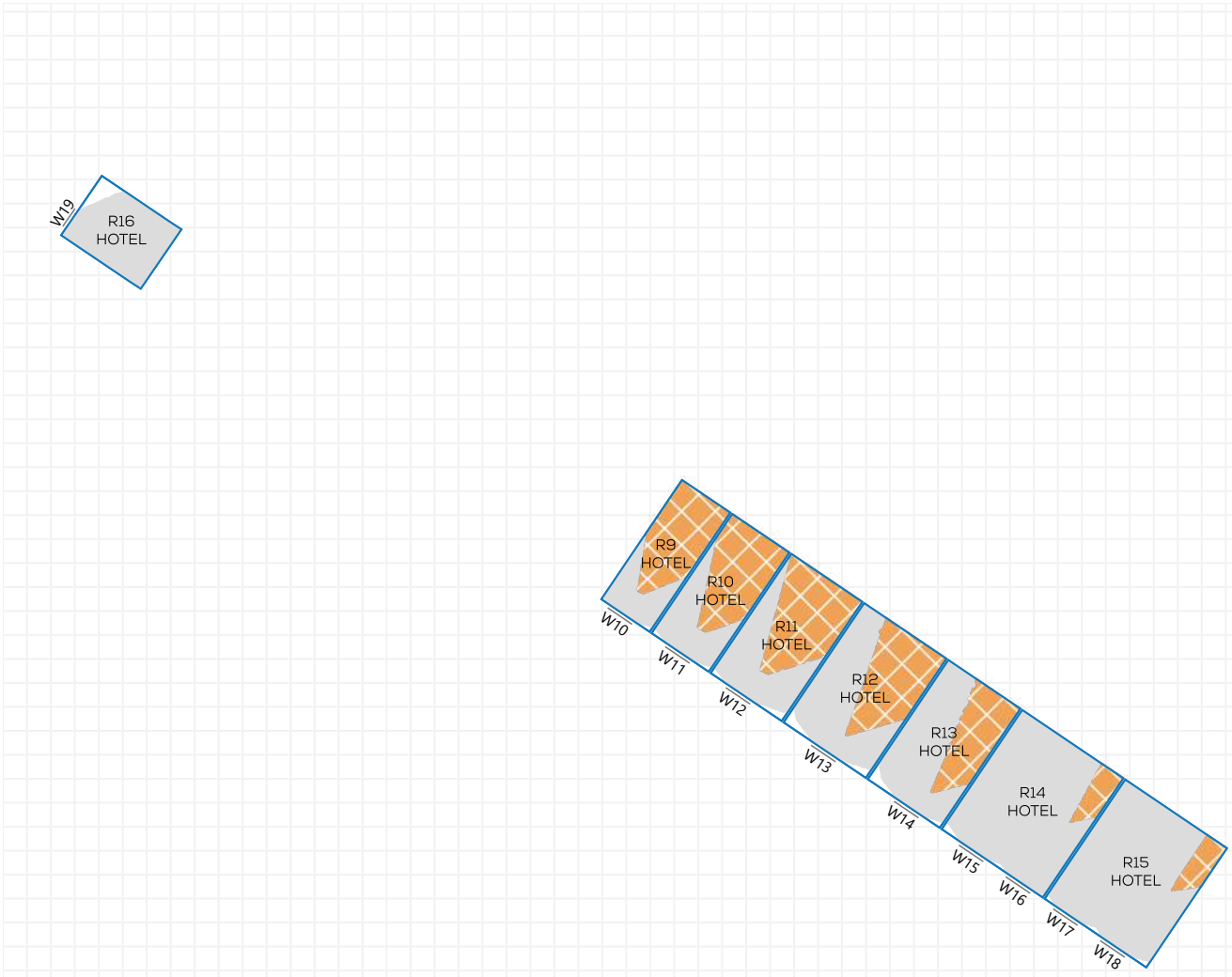

F04

NSL CONTOURS

PROJECT: 8684 - NEW CITY COURT
REPORT TITLE: EXISTING VS. PROPOSED
ADDRESS: 10-18 LONDON BRIDGE STREET
DATE: 05/03/2021
SCHEME IR: IR57
DRAWING No.: 8684-REL11-IS01-DD9

KEY:

- GAIN
- LOSS
- MAINTAINED LIT AREA
- 1 METRE GRID

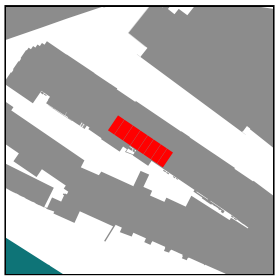

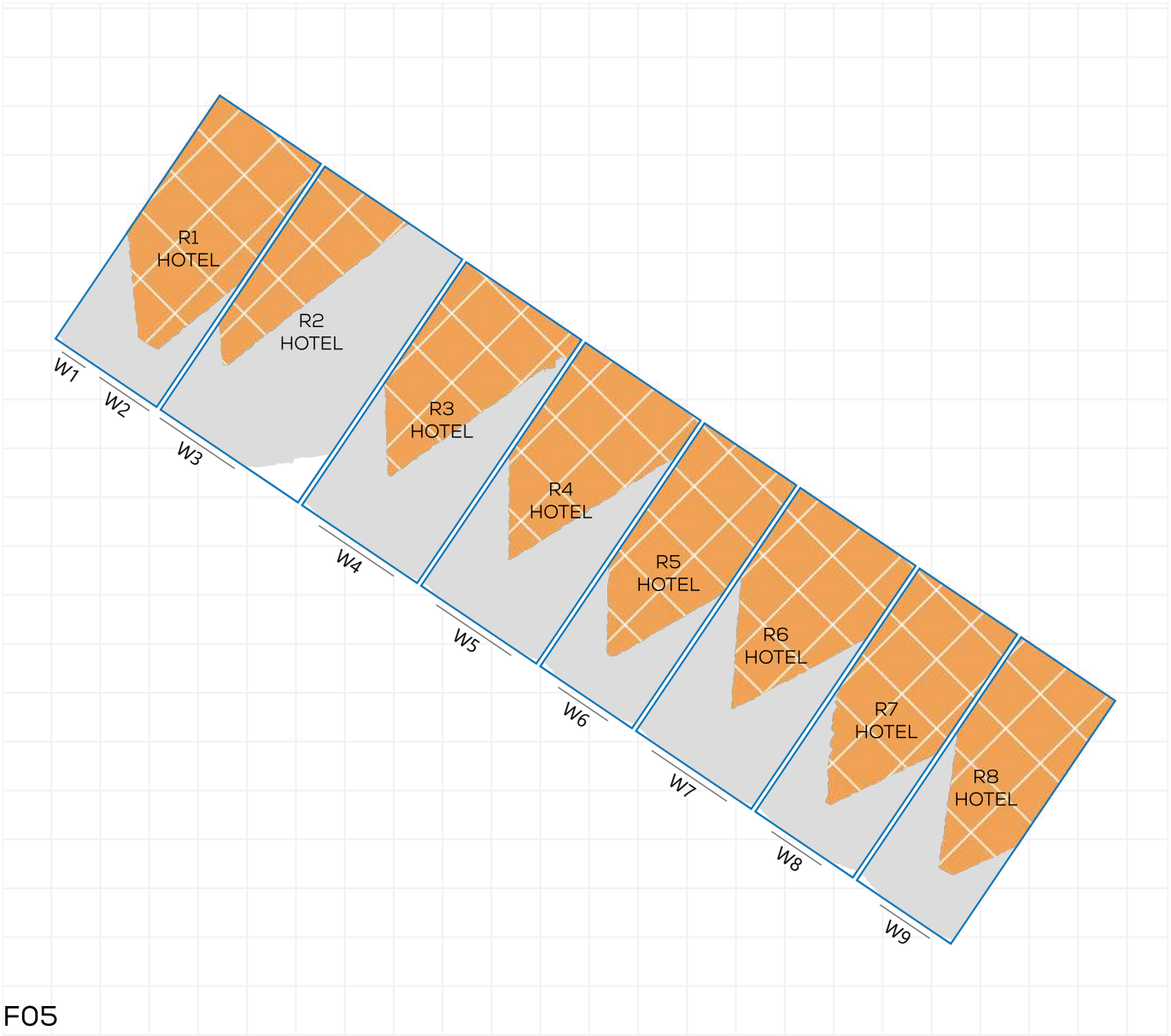

F05

NSL CONTOURS

PROJECT: 8684 - NEW CITY COURT
REPORT TITLE: EXISTING VS. PROPOSED
ADDRESS: 10-18 LONDON BRIDGE STREET
DATE: 05/03/2021
SCHEME IR: IR57
DRAWING No.: 8684-REL11-IS01-DD10

KEY:

GAIN

LOSS

MAINTAINED LIT AREA

1 METRE GRID

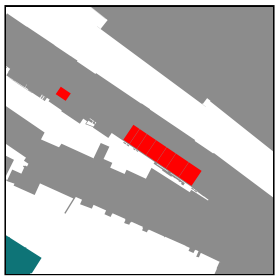

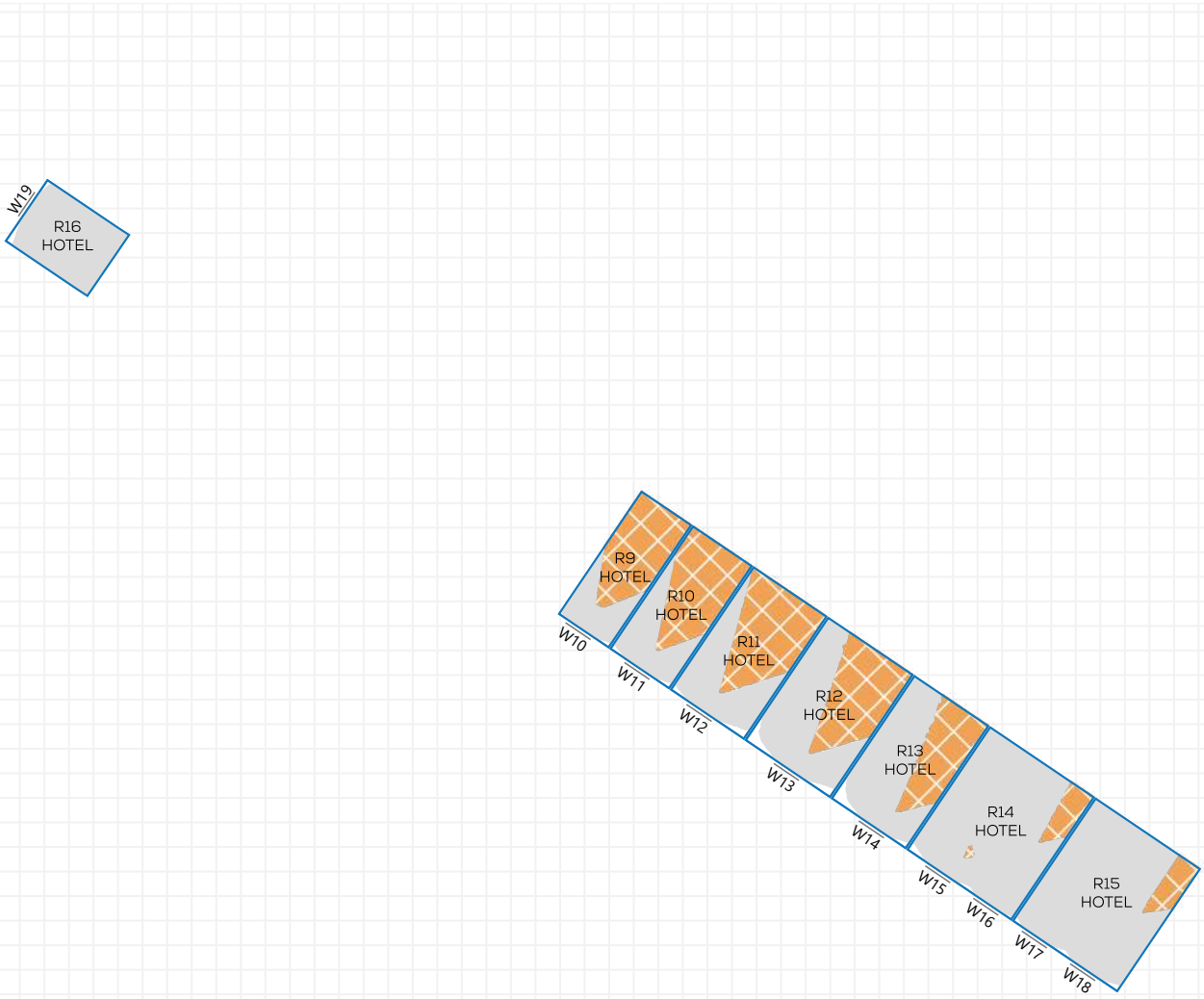

F05

NSL CONTOURS

PROJECT:	8684 - NEW CITY COURT
REPORT TITLE:	EXISTING VS. PROPOSED
ADDRESS:	10-18 LONDON BRIDGE STREET
DATE:	05/03/2021
SCHEME IR:	IR57
DRAWING No.:	8684-REL11-IS01-DD11

KEY:

- GAIN
- LOSS
- MAINTAINED LIT AREA
- 1 METRE GRID

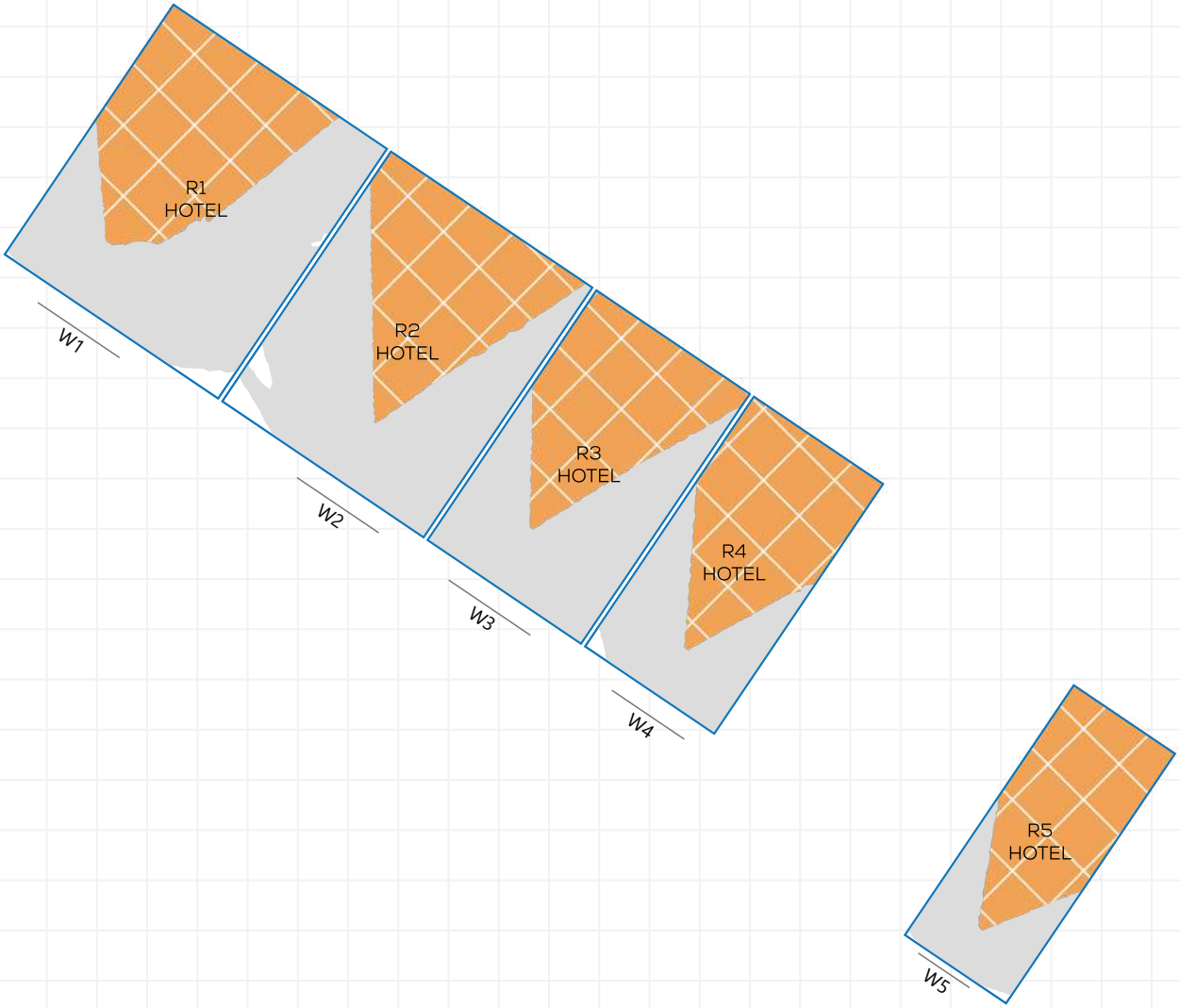

F06

NSL CONTOURS

PROJECT: 8684 - NEW CITY COURT
REPORT TITLE: EXISTING VS. PROPOSED
ADDRESS: 10-18 LONDON BRIDGE STREET
DATE: 05/03/2021
SCHEME IR: IR57
DRAWING No.: 8684-REL11-IS01-DD12

KEY:
- GAIN
- LOSS
- MAINTAINED LIT AREA
- 1 METRE GRID

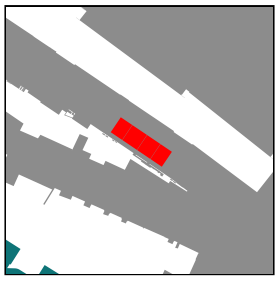

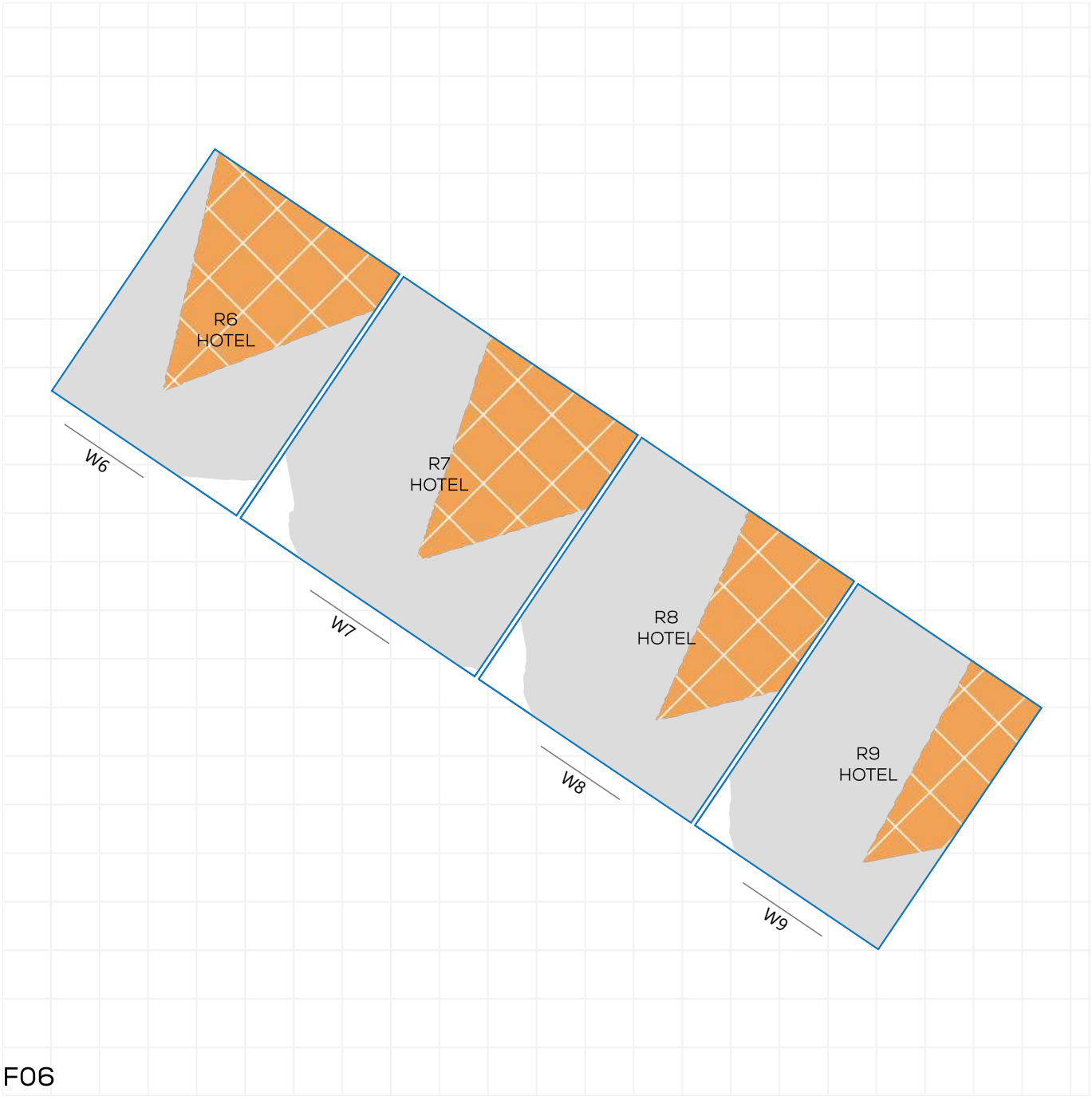

F06

NSL CONTOURS

PROJECT: 8684 - NEW CITY COURT
REPORT TITLE: EXISTING VS. PROPOSED
ADDRESS: 6 LONDON BRIDGE STREET
DATE: 05/03/2021
SCHEME IR: IR57
DRAWING No.: 8684-REL11-IS01-DD13

KEY:

- GAIN
- LOSS
- MAINTAINED LIT AREA
- 1 METRE GRID

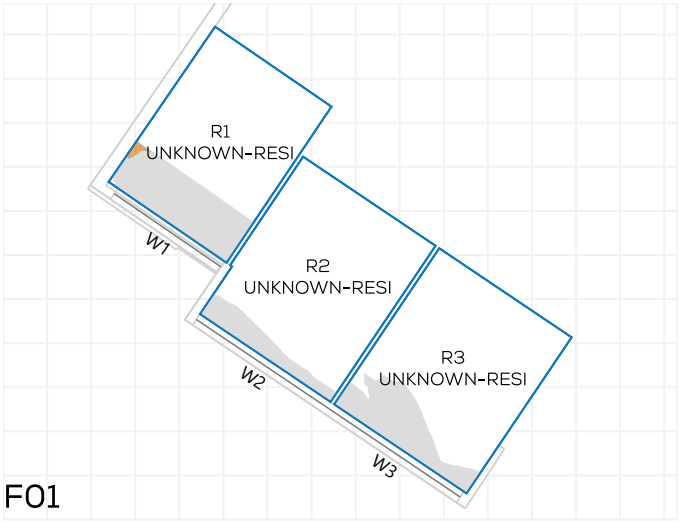

F01

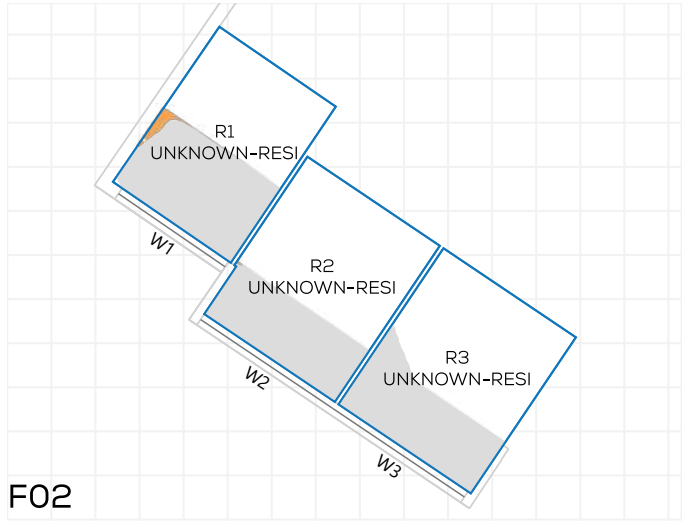

F02

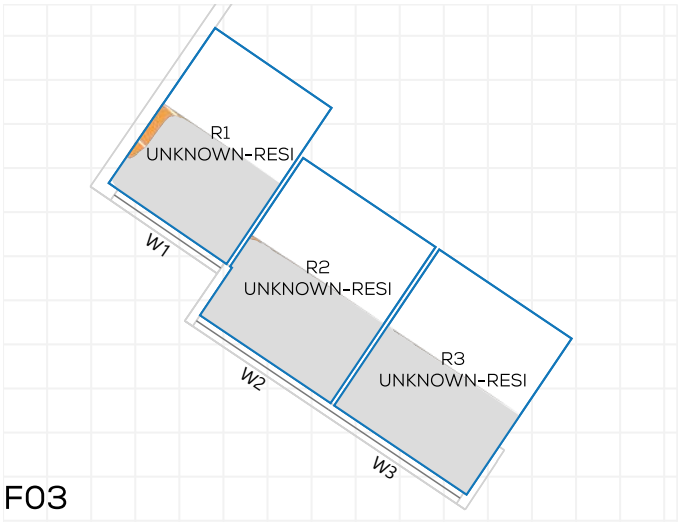

F03

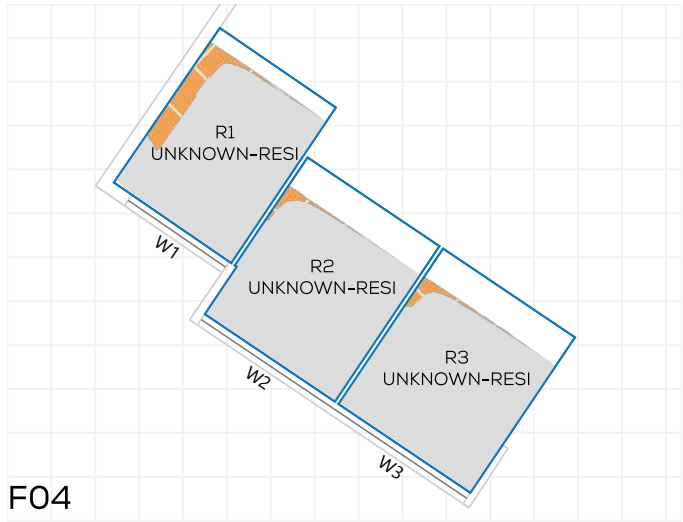

F04

NSL CONTOURS

PROJECT:	8684 - NEW CITY COURT
REPORT TITLE:	EXISTING VS. PROPOSED
ADDRESS:	ST THOMAS CHURCH
DATE:	05/03/2021
SCHEME IR:	IR57
DRAWING No.:	8684-REL11-IS01-DD14

KEY:

- GAIN
- LOSS
- MAINTAINED LIT AREA
- 1 METRE GRID

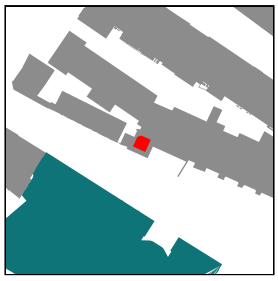

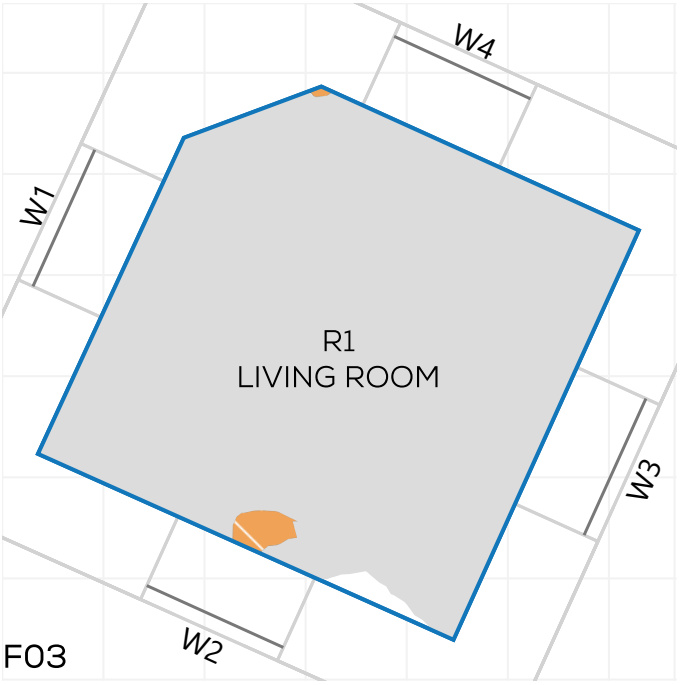

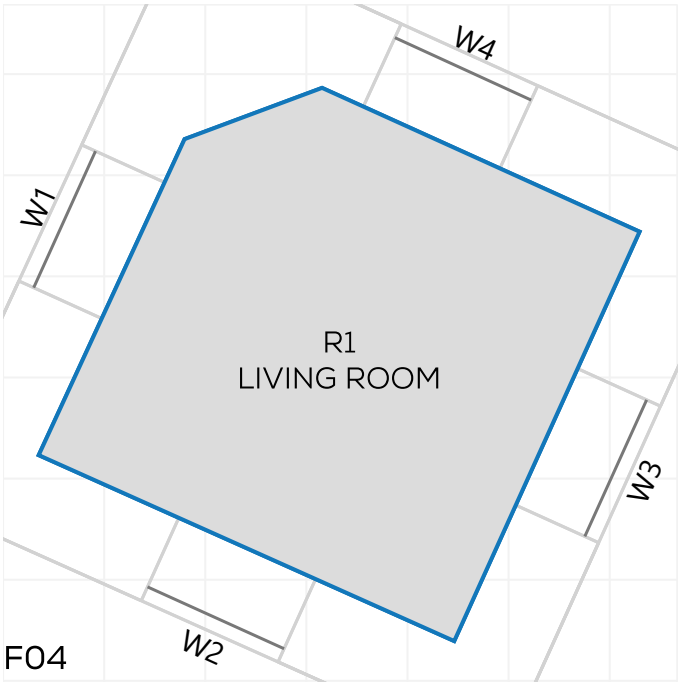

NSL CONTOURS

PROJECT: 8684 - NEW CITY COURT
REPORT TITLE: EXISTING VS. PROPOSED
ADDRESS: GUYS HOSPITAL (CHAPEL)
DATE: 05/03/2021
SCHEME IR: IR57
DRAWING No.: 8684-REL11-IS01-DD15

KEY:

- GAIN
- LOSS
- MAINTAINED LIT AREA
- 1 METRE GRID

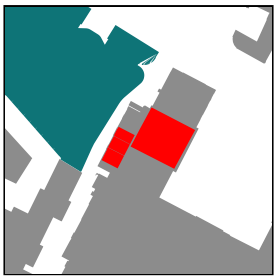

F00

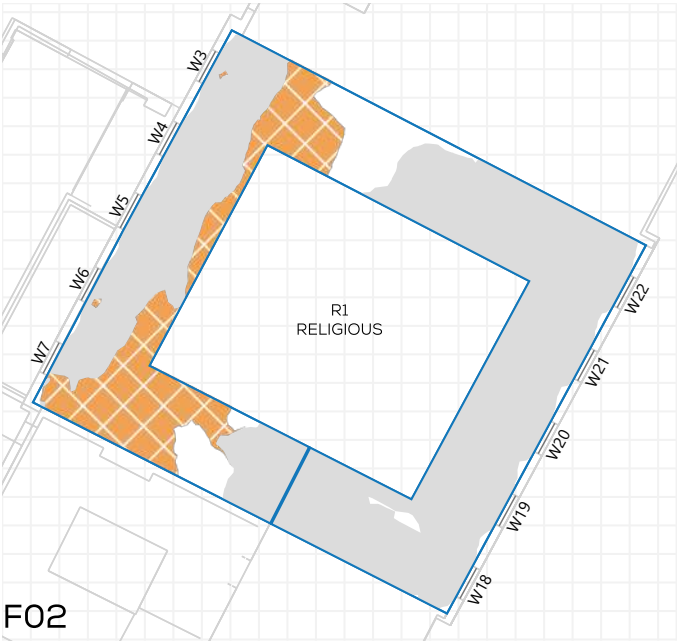

F02

F03

NSL CONTOURS

PROJECT:	8684 - NEW CITY COURT
REPORT TITLE:	EXISTING VS. PROPOSED
ADDRESS:	IRIS BROOK HOUSE TALBOT YARD
DATE:	05/03/2021
SCHEME IR:	IR57
DRAWING No.:	8684-REL11-IS01-DD16

KEY:

- GAIN
- LOSS
- MAINTAINED LIT AREA
- 1 METRE GRID

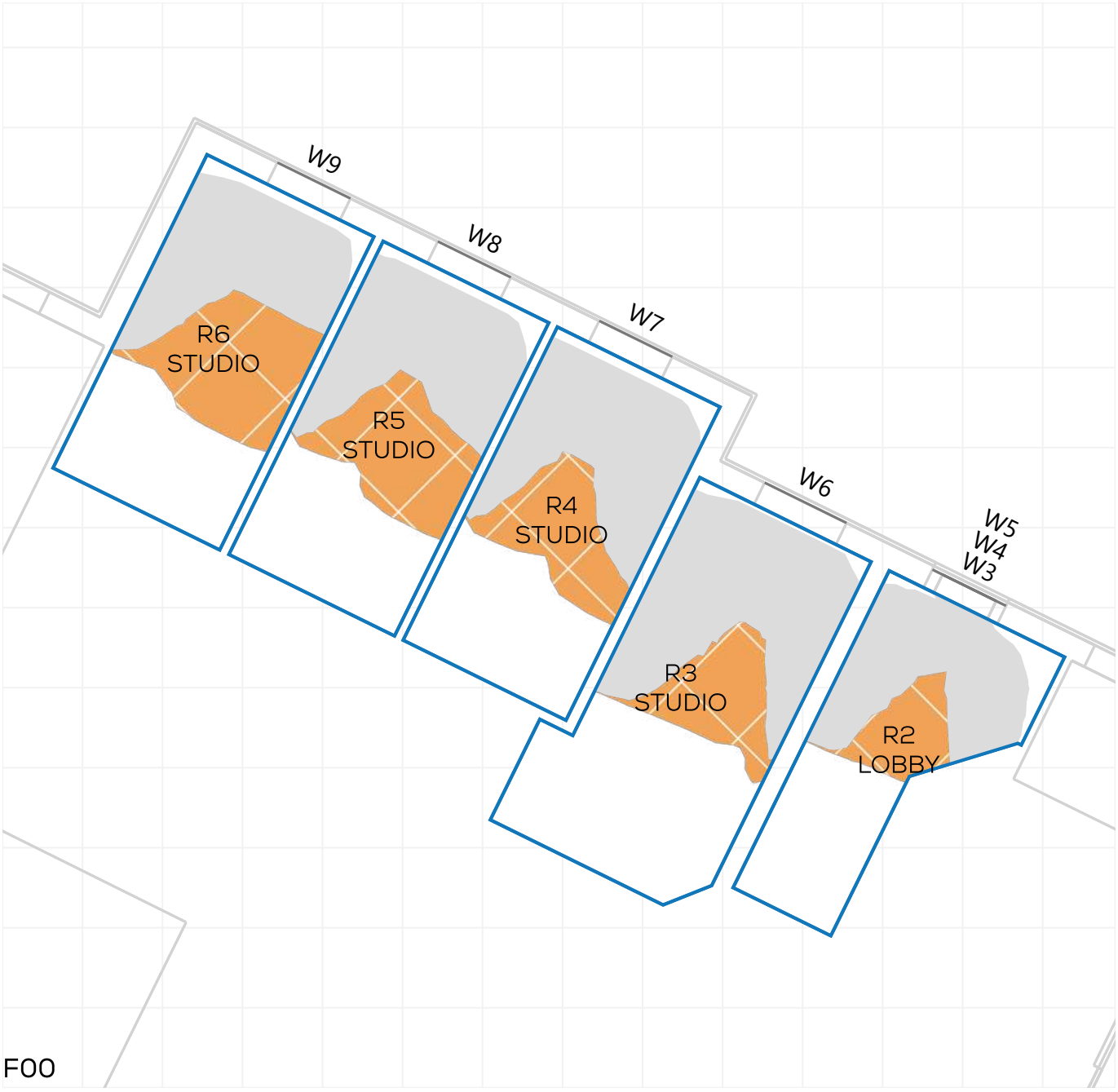

F00

NSL CONTOURS

PROJECT: 8684 - NEW CITY COURT
REPORT TITLE: EXISTING VS. PROPOSED
ADDRESS: IRIS BROOK HOUSE TALBOT YARD
DATE: 05/03/2021
SCHEME IR: IR57
DRAWING No.: 8684-REL11-IS01-DD17

KEY:
- GAIN
- LOSS
- MAINTAINED LIT AREA
- 1 METRE GRID

F00

NSL CONTOURS

PROJECT: 8684 - NEW CITY COURT
REPORT TITLE: EXISTING VS. PROPOSED
ADDRESS: IRIS BROOK HOUSE TALBOT YARD
DATE: 05/03/2021
SCHEME IR: IR57
DRAWING No.: 8684-REL11-IS01-DD18

KEY:

- GAIN
- LOSS
- MAINTAINED LIT AREA
- 1 METRE GRID

F01

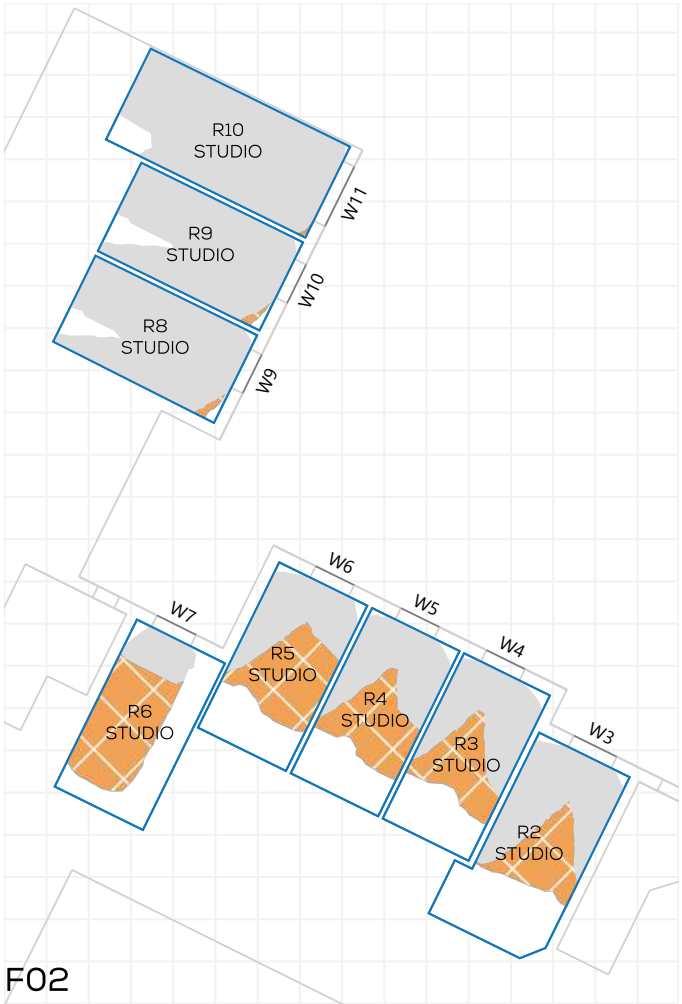

F02

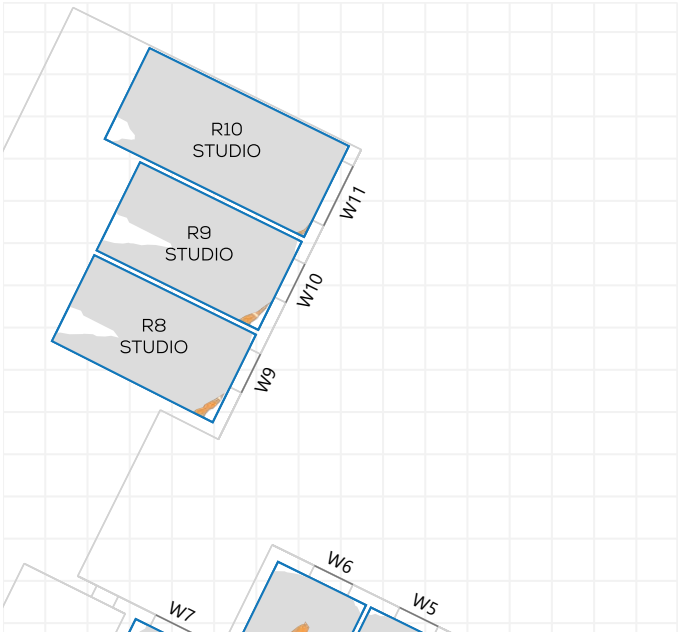

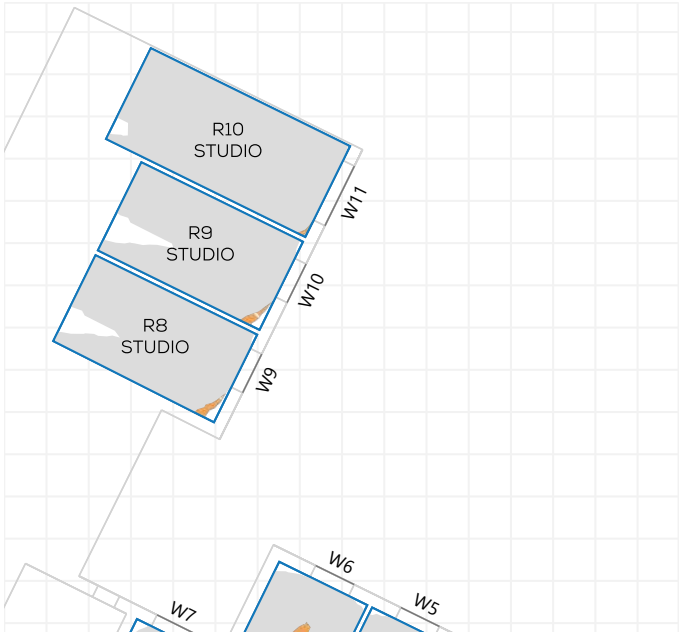

NSL CONTOURS

PROJECT: 8684 - NEW CITY COURT
REPORT TITLE: EXISTING VS. PROPOSED
ADDRESS: IRIS BROOK HOUSE TALBOT YARD
DATE: 05/03/2021
SCHEME IR: IR57
DRAWING No.: 8684-REL11-IS01-DD19

KEY:
- GAIN
- LOSS
- MAINTAINED LIT AREA
- 1 METRE GRID

F05

NSL CONTOURS

PROJECT:	8684 - NEW CITY COURT
REPORT TITLE:	EXISTING VS. PROPOSED
ADDRESS:	ORCHARD LISLE HOUSE - TALBOT YARD
DATE:	05/03/2021
SCHEME IR:	IR57
DRAWING No.:	8684-REL11-IS01-DD20

KEY:

- GAIN
- LOSS
- MAINTAINED LIT AREA
- 1 METRE GRID

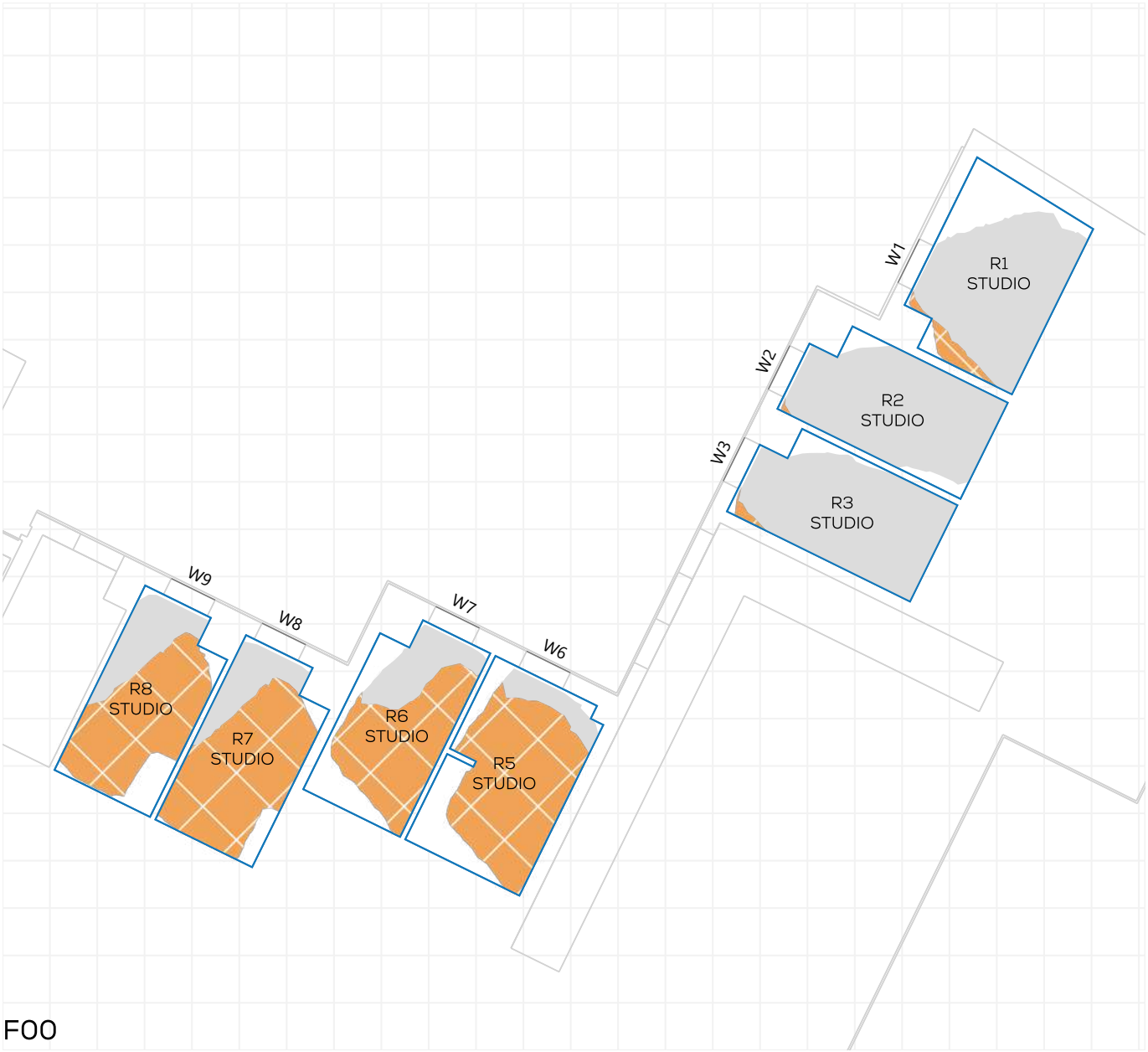

F00

NSL CONTOURS

PROJECT:	8684 - NEW CITY COURT
REPORT TITLE:	EXISTING VS. PROPOSED
ADDRESS:	ORCHARD LISLE HOUSE - TALBOT YARD
DATE:	05/03/2021
SCHEME IR:	IR57
DRAWING No.:	8684-REL11-IS01-DD21

KEY:

- GAIN
- LOSS
- MAINTAINED LIT AREA
- 1 METRE GRID

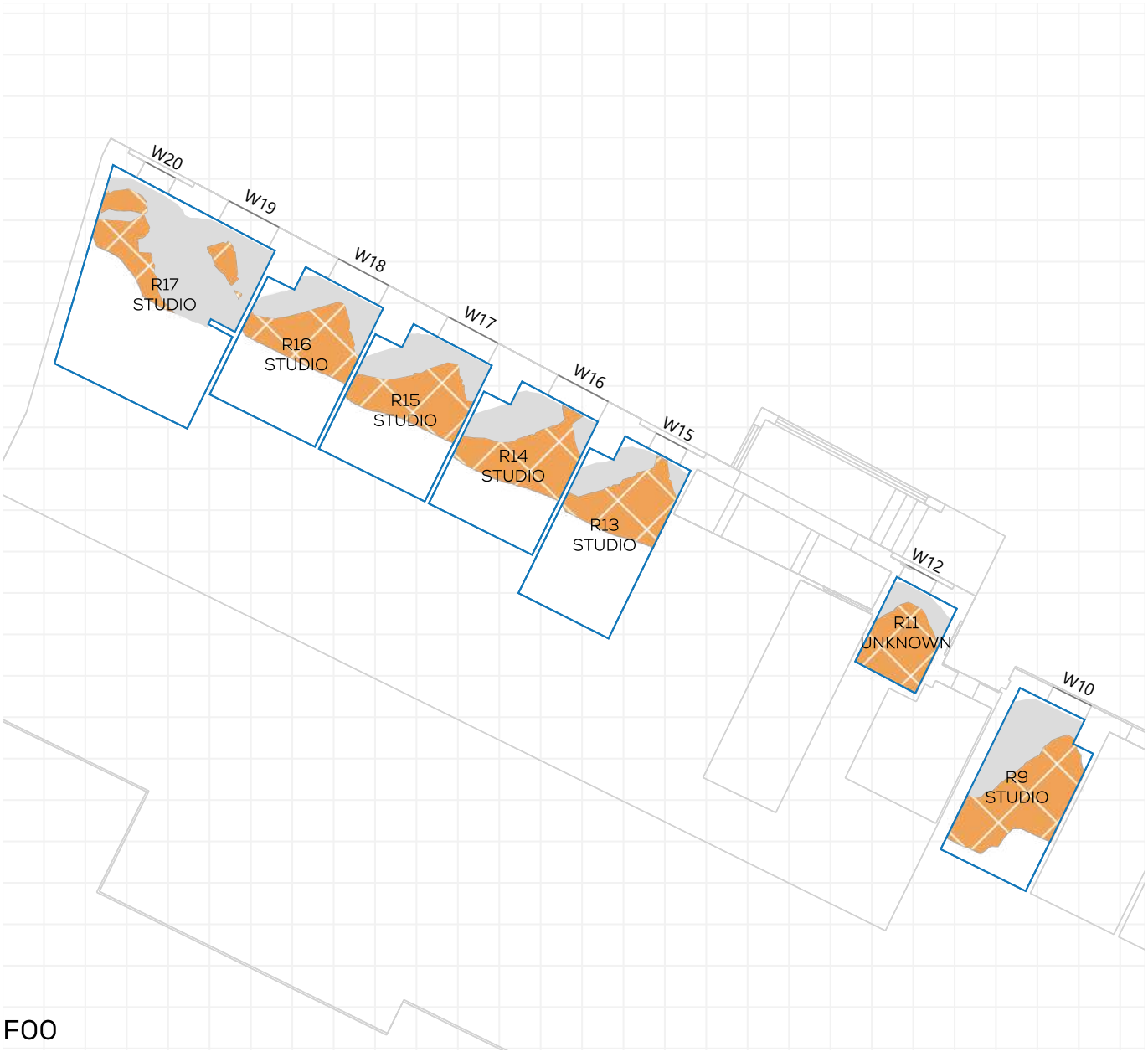

F00

NSL CONTOURS

PROJECT:	8684 - NEW CITY COURT
REPORT TITLE:	EXISTING VS. PROPOSED
ADDRESS:	ORCHARD LISLE HOUSE - TALBOT YARD
DATE:	05/03/2021
SCHEME IR:	IR57
DRAWING No.:	8684-REL11-IS01-DD22

KEY:

- GAIN
- LOSS
- MAINTAINED LIT AREA
- 1 METRE GRID

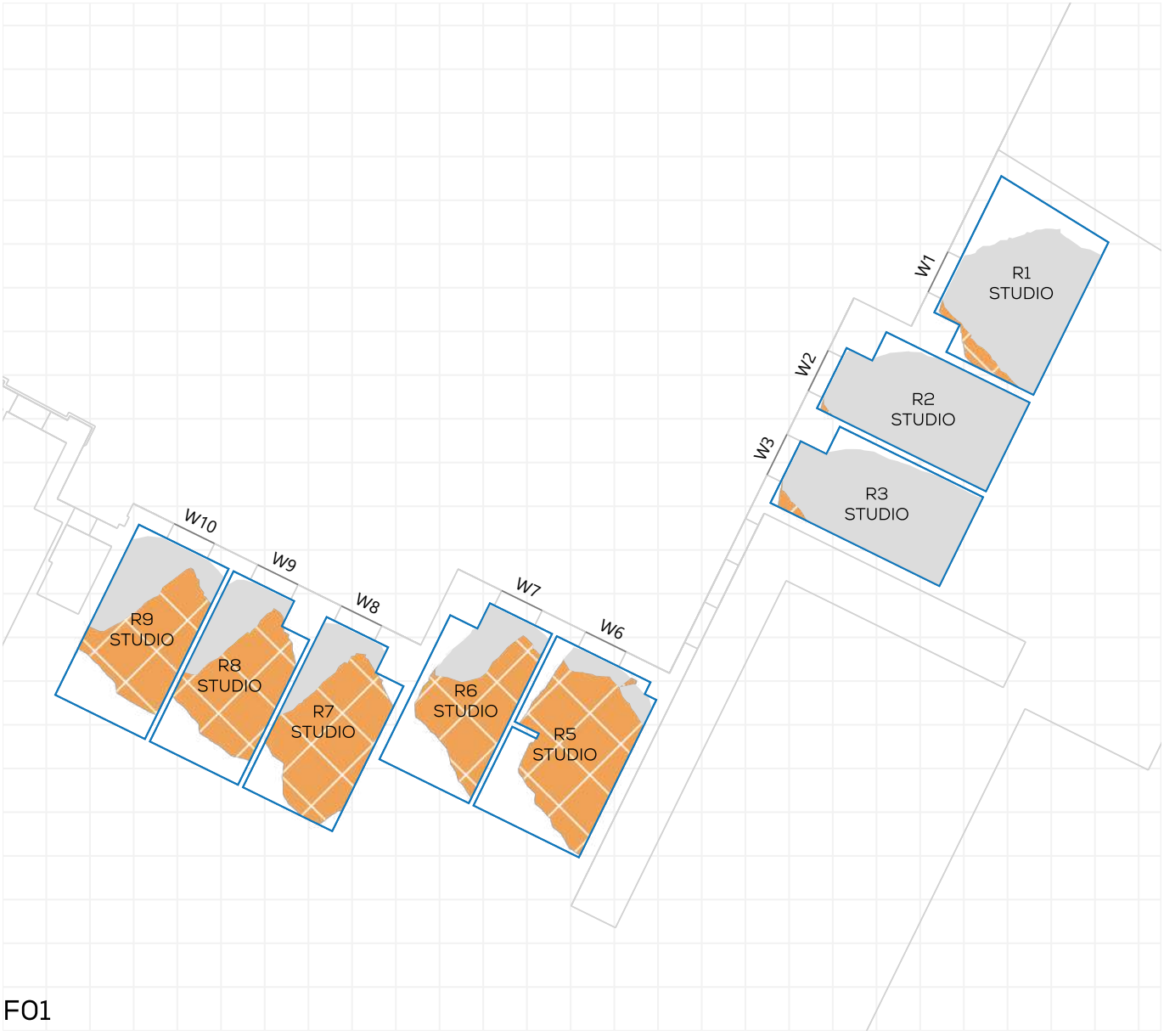

F01

NSL CONTOURS

PROJECT:	8684 - NEW CITY COURT
REPORT TITLE:	EXISTING VS. PROPOSED
ADDRESS:	ORCHARD LISLE HOUSE - TALBOT YARD
DATE:	05/03/2021
SCHEME IR:	IR57
DRAWING No.:	8684-REL11-IS01-DD23

KEY:

- GAIN
- LOSS
- MAINTAINED LIT AREA
- 1 METRE GRID

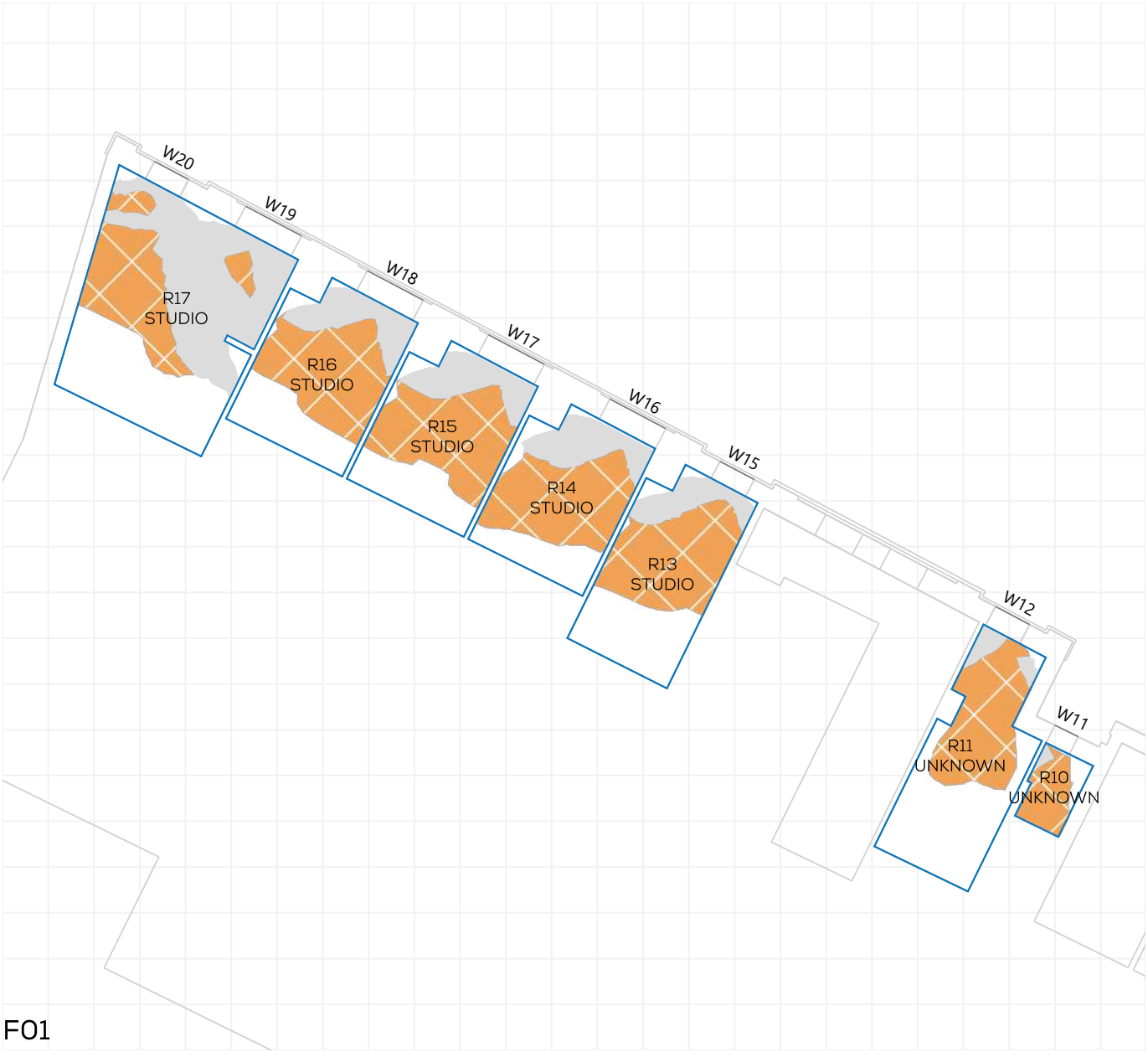

F01

NSL CONTOURS

PROJECT:	8684 - NEW CITY COURT
REPORT TITLE:	EXISTING VS. PROPOSED
ADDRESS:	ORCHARD LISLE HOUSE - TALBOT YARD
DATE:	05/03/2021
SCHEME IR:	IR57
DRAWING No.:	8684-REL11-IS01-DD24

KEY:

- GAIN
- LOSS
- MAINTAINED LIT AREA
- 1 METRE GRID

F02

NSL CONTOURS

PROJECT:	8684 - NEW CITY COURT
REPORT TITLE:	EXISTING VS. PROPOSED
ADDRESS:	ORCHARD LISLE HOUSE - TALBOT YARD
DATE:	05/03/2021
SCHEME IR:	IR57
DRAWING No.:	8684-REL11-IS01-DD25

KEY:

- GAIN
- LOSS
- MAINTAINED LIT AREA
- 1 METRE GRID

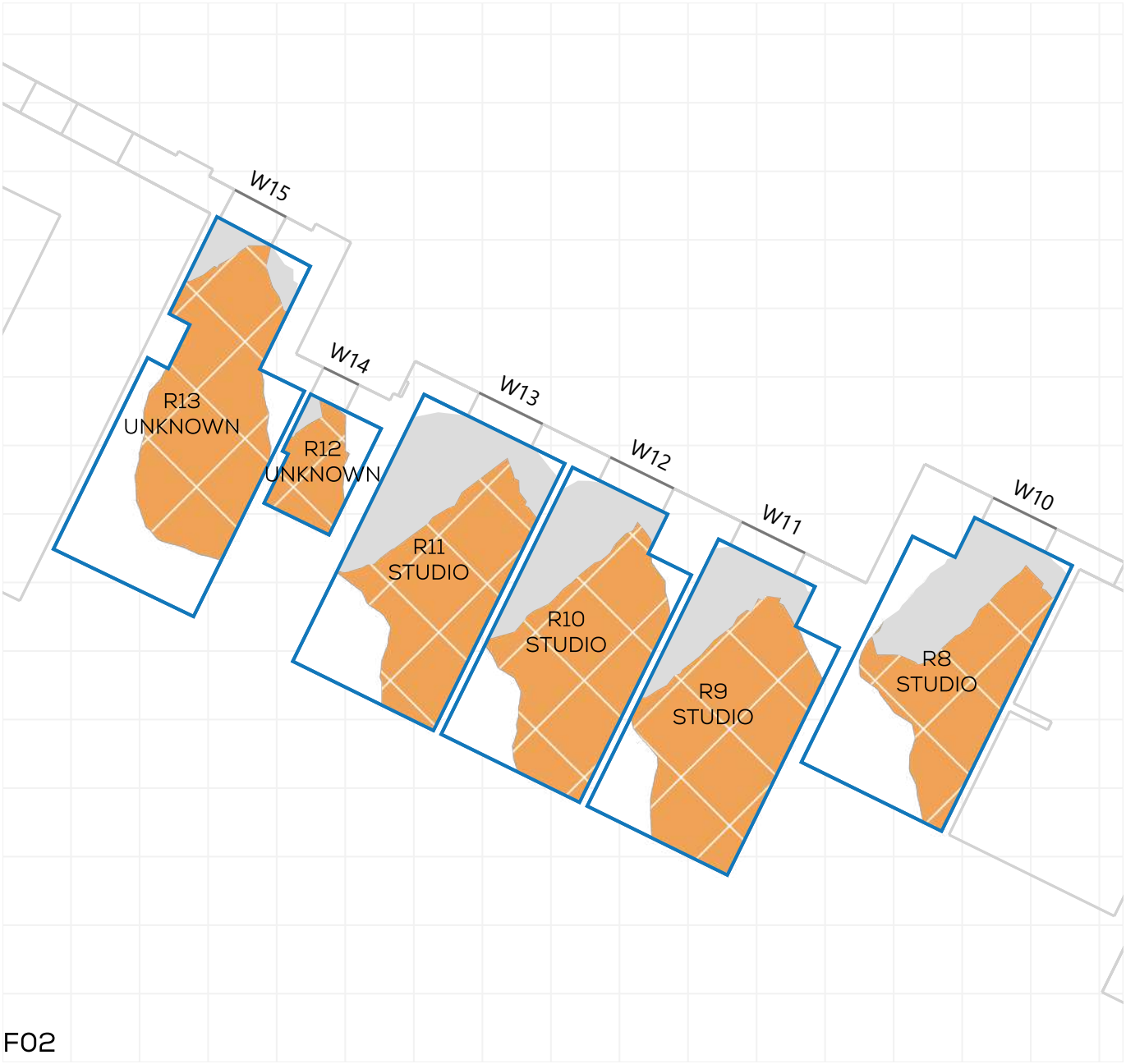

F02

NSL CONTOURS

PROJECT:	8684 - NEW CITY COURT
REPORT TITLE:	EXISTING VS. PROPOSED
ADDRESS:	ORCHARD LISLE HOUSE - TALBOT YARD
DATE:	05/03/2021
SCHEME IR:	IR57
DRAWING No.:	8684-REL11-IS01-DD26

KEY:

- GAIN
- LOSS
- MAINTAINED LIT AREA
- 1 METRE GRID

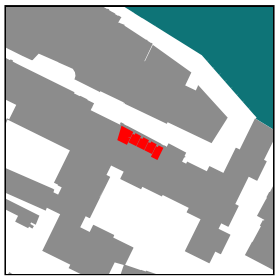

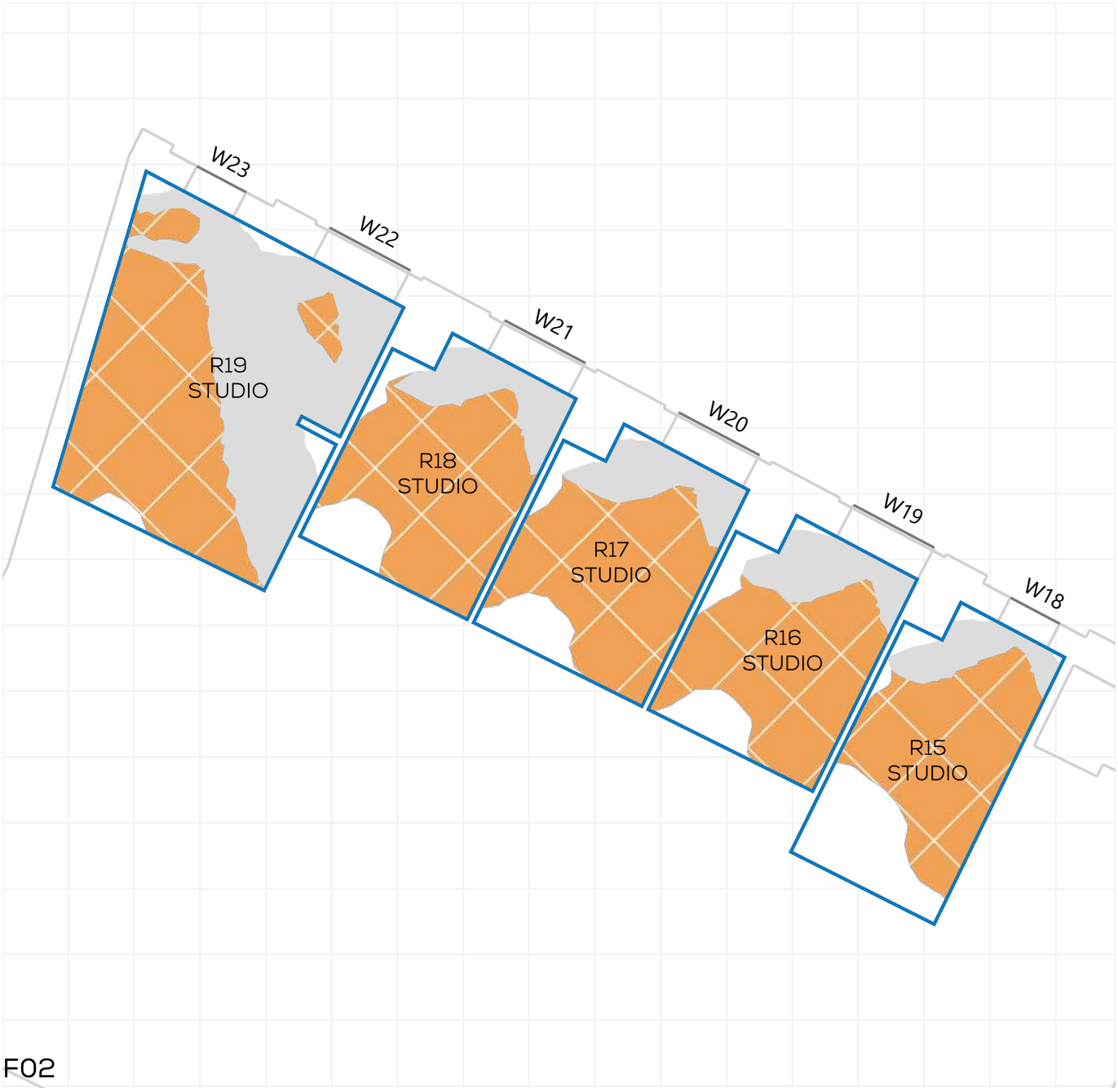

F02

NSL CONTOURS

PROJECT:	8684 - NEW CITY COURT
REPORT TITLE:	EXISTING VS. PROPOSED
ADDRESS:	ORCHARD LISLE HOUSE - TALBOT YARD
DATE:	05/03/2021
SCHEME IR:	IR57
DRAWING No.:	8684-REL11-IS01-DD27

KEY:

- GAIN
- LOSS
- MAINTAINED LIT AREA
- 1 METRE GRID

F03

NSL CONTOURS

PROJECT:	8684 - NEW CITY COURT
REPORT TITLE:	EXISTING VS. PROPOSED
ADDRESS:	ORCHARD LISLE HOUSE - TALBOT YARD
DATE:	05/03/2021
SCHEME IR:	IR57
DRAWING No.:	8684-REL11-IS01-DD28

KEY:

- GAIN
- LOSS
- MAINTAINED LIT AREA
- 1 METRE GRID

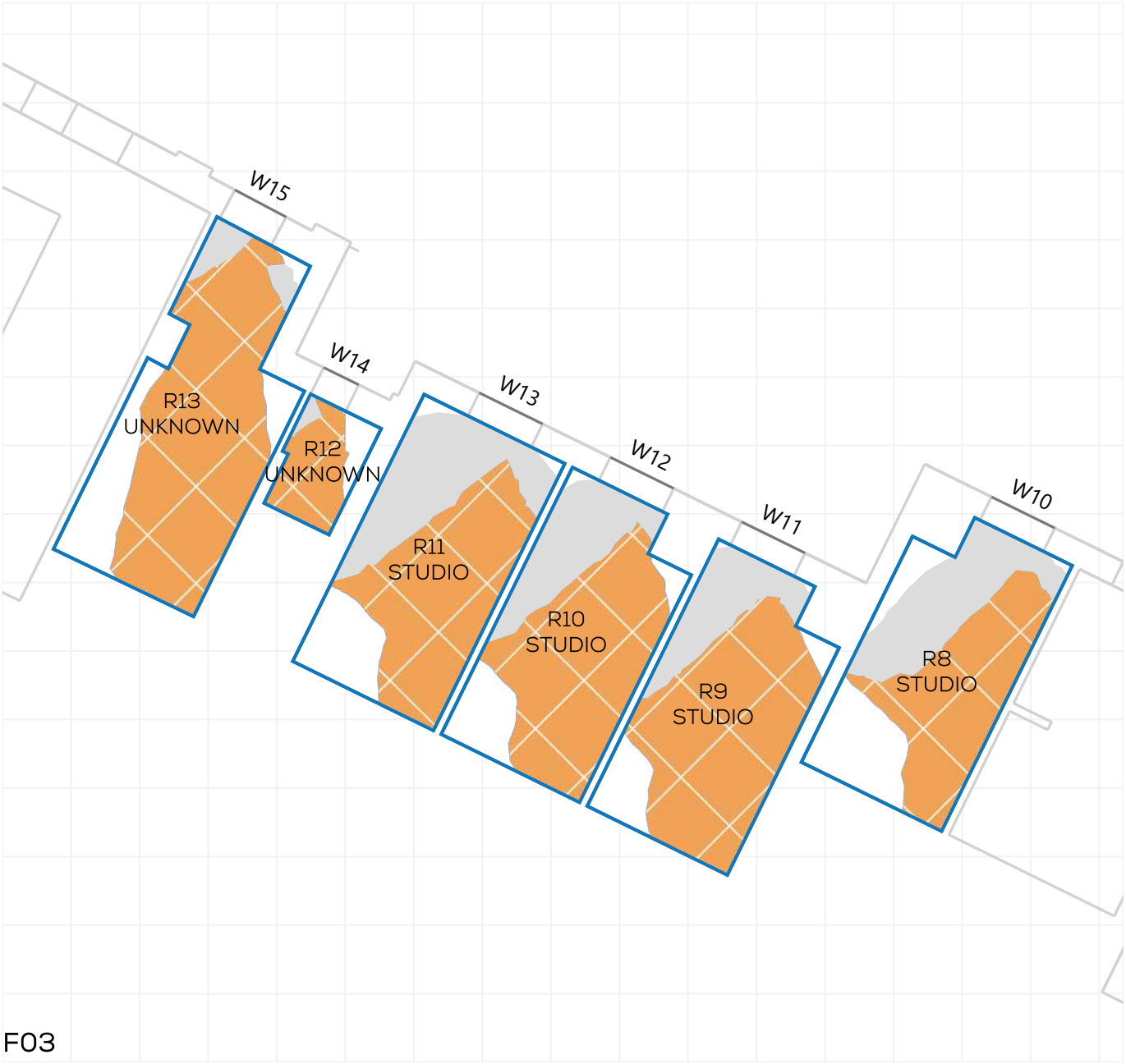

F03

NSL CONTOURS

PROJECT:	8684 - NEW CITY COURT
REPORT TITLE:	EXISTING VS. PROPOSED
ADDRESS:	ORCHARD LISLE HOUSE - TALBOT YARD
DATE:	05/03/2021
SCHEME IR:	IR57
DRAWING No.:	8684-REL11-IS01-DD29

KEY:

- GAIN
- LOSS
- MAINTAINED LIT AREA
- 1 METRE GRID

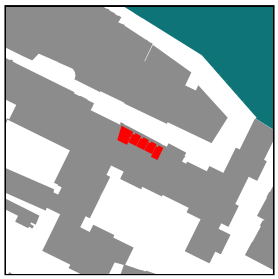

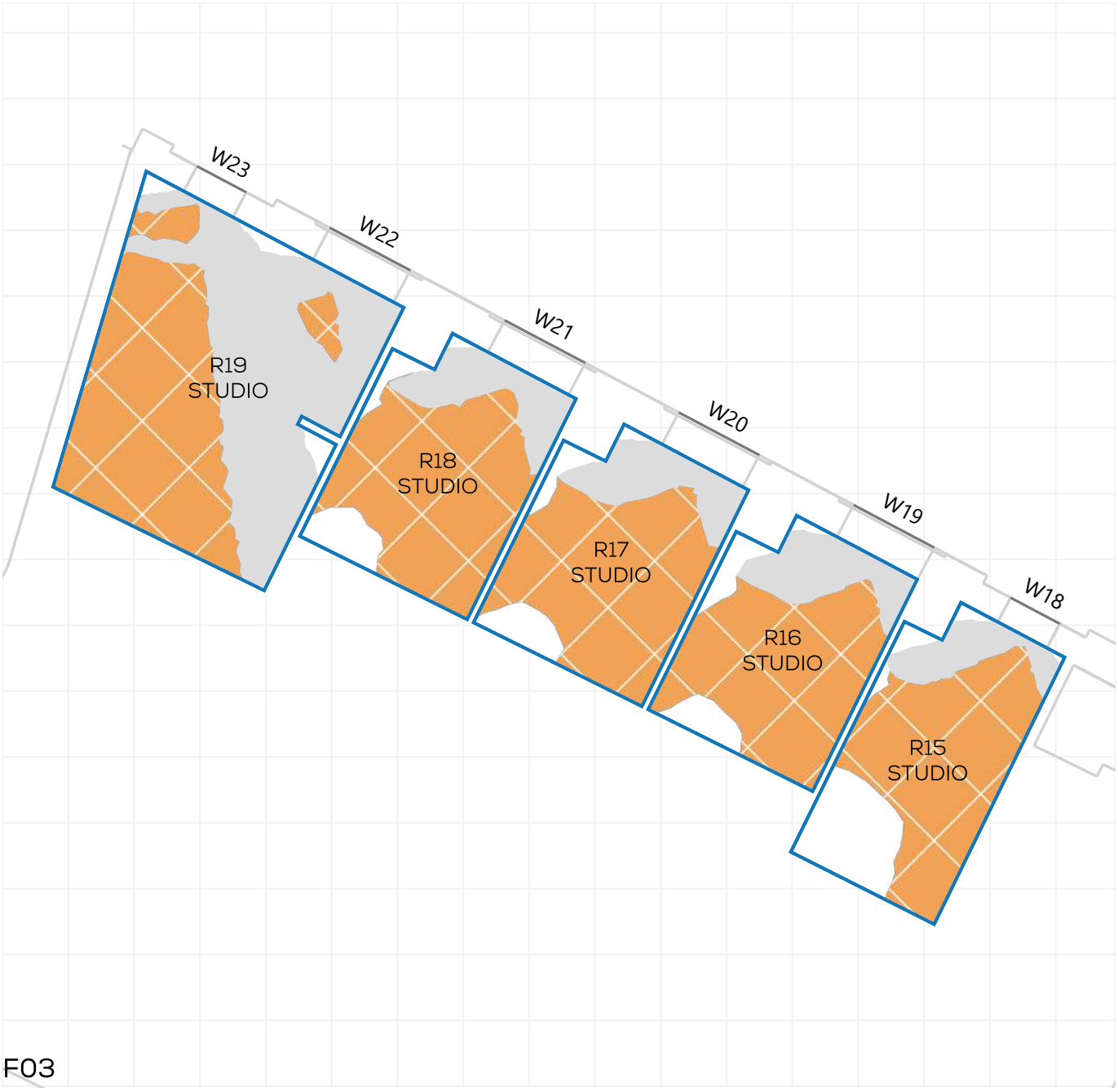

F03

NSL CONTOURS

PROJECT:	8684 - NEW CITY COURT
REPORT TITLE:	EXISTING VS. PROPOSED
ADDRESS:	ORCHARD LISLE HOUSE - TALBOT YARD
DATE:	05/03/2021
SCHEME IR:	IR57
DRAWING No.:	8684-REL11-IS01-DD30

KEY:

- GAIN
- LOSS
- MAINTAINED LIT AREA
- 1 METRE GRID

F04

NSL CONTOURS

PROJECT:	8684 - NEW CITY COURT
REPORT TITLE:	EXISTING VS. PROPOSED
ADDRESS:	ORCHARD LISLE HOUSE - TALBOT YARD
DATE:	05/03/2021
SCHEME IR:	IR57
DRAWING No.:	8684-REL11-IS01-DD31

KEY:

- GAIN
- LOSS
- MAINTAINED LIT AREA
- 1 METRE GRID

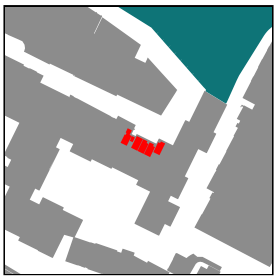

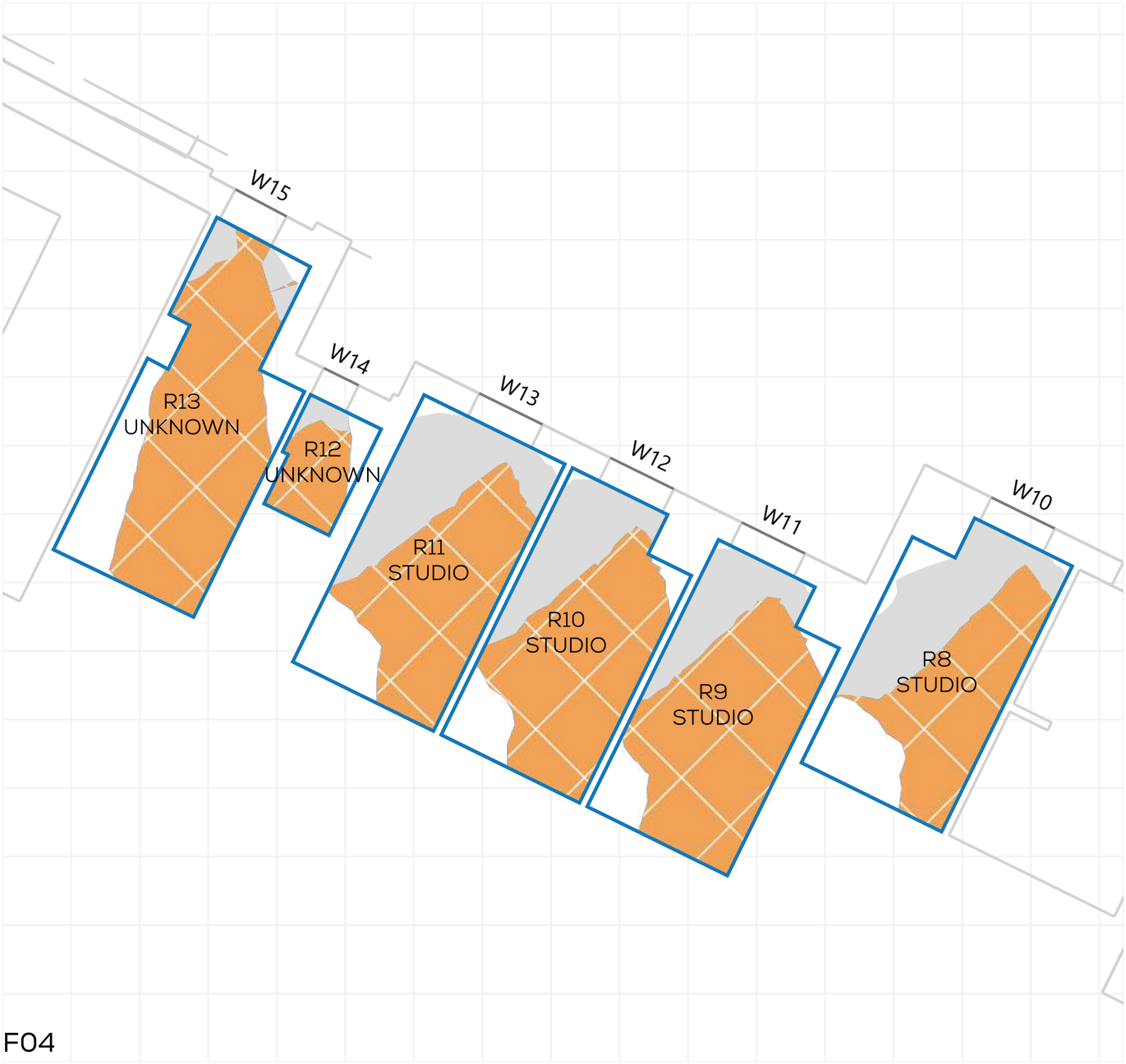

F04

NSL CONTOURS

PROJECT:	8684 - NEW CITY COURT
REPORT TITLE:	EXISTING VS. PROPOSED
ADDRESS:	ORCHARD LISLE HOUSE - TALBOT YARD
DATE:	05/03/2021
SCHEME IR:	IR57
DRAWING No.:	8684-REL11-IS01-DD32

KEY:

- GAIN
- LOSS
- MAINTAINED LIT AREA
- 1 METRE GRID

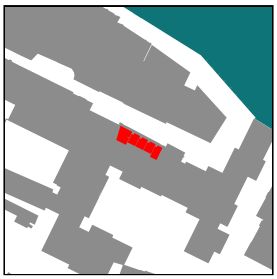

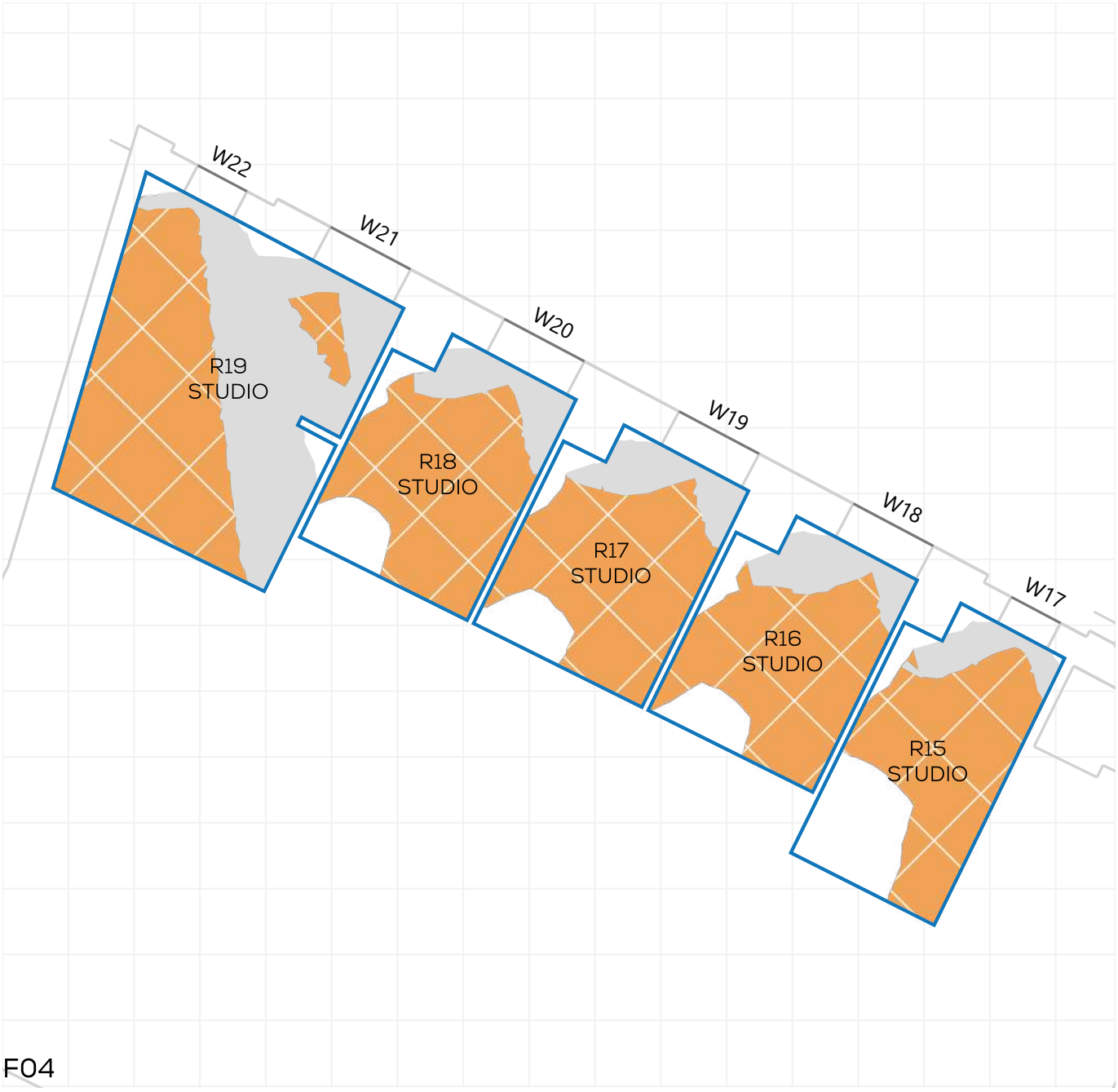

F04

NSL CONTOURS

PROJECT:	8684 - NEW CITY COURT
REPORT TITLE:	EXISTING VS. PROPOSED
ADDRESS:	ORCHARD LISLE HOUSE - TALBOT YARD
DATE:	05/03/2021
SCHEME IR:	IR57
DRAWING No.:	8684-REL11-IS01-DD33

KEY:

- GAIN
- LOSS
- MAINTAINED LIT AREA
- 1 METRE GRID

F05

NSL CONTOURS

PROJECT:	8684 - NEW CITY COURT
REPORT TITLE:	EXISTING VS. PROPOSED
ADDRESS:	ORCHARD LISLE HOUSE - TALBOT YARD
DATE:	05/03/2021
SCHEME IR:	IR57
DRAWING No.:	8684-REL11-IS01-DD34

KEY:

- GAIN
- LOSS
- MAINTAINED LIT AREA
- 1 METRE GRID

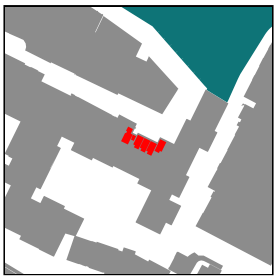

F05

NSL CONTOURS

PROJECT:	8684 - NEW CITY COURT
REPORT TITLE:	EXISTING VS. PROPOSED
ADDRESS:	ORCHARD LISLE HOUSE - TALBOT YARD
DATE:	05/03/2021
SCHEME IR:	IR57
DRAWING No.:	8684-REL11-IS01-DD35

KEY:

- GAIN
- LOSS
- MAINTAINED LIT AREA
- 1 METRE GRID

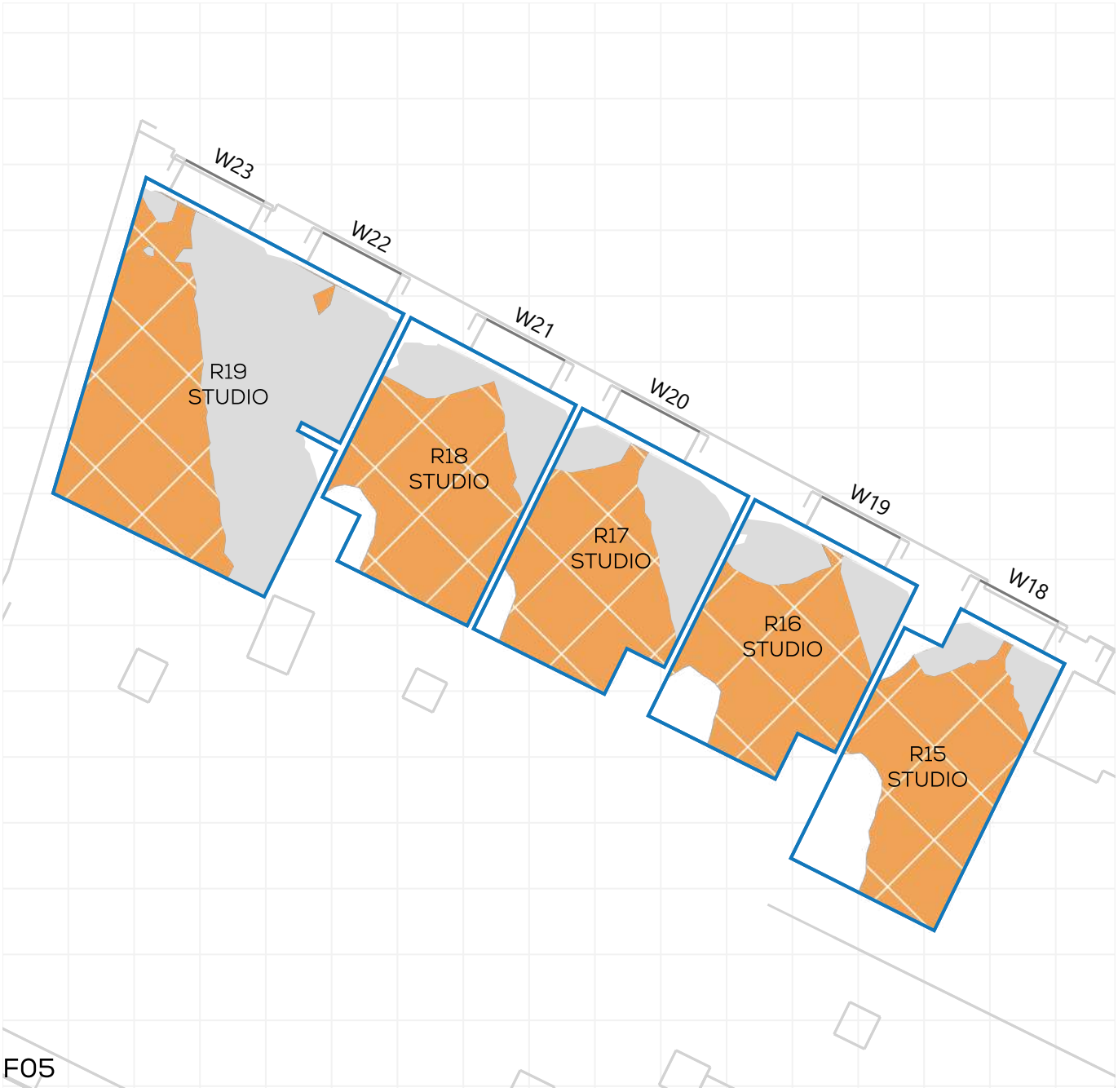

F05

NSL CONTOURS

PROJECT: 8684 - NEW CITY COURT
REPORT TITLE: EXISTING VS. PROPOSED
ADDRESS: 63A BOROUGH HIGH STREET
DATE: 05/03/2021
SCHEME IR: IR57
DRAWING No.: 8684-REL11-IS01-DD36

KEY:

- GAIN
- LOSS
- MAINTAINED LIT AREA
- 1 METRE GRID

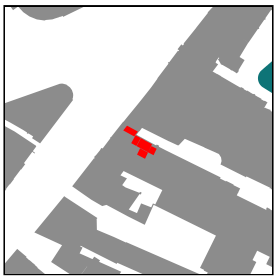

F01

F02

F03

F04

NSL CONTOURS

PROJECT:	8684 - NEW CITY COURT
REPORT TITLE:	EXISTING VS. PROPOSED
ADDRESS:	THE OLD KINGS HEAD PH
DATE:	05/03/2021
SCHEME IR:	IR57
DRAWING No.:	8684-REL11-IS01-DD37

KEY:

- GAIN
- LOSS
- MAINTAINED LIT AREA
- 1 METRE GRID

F01

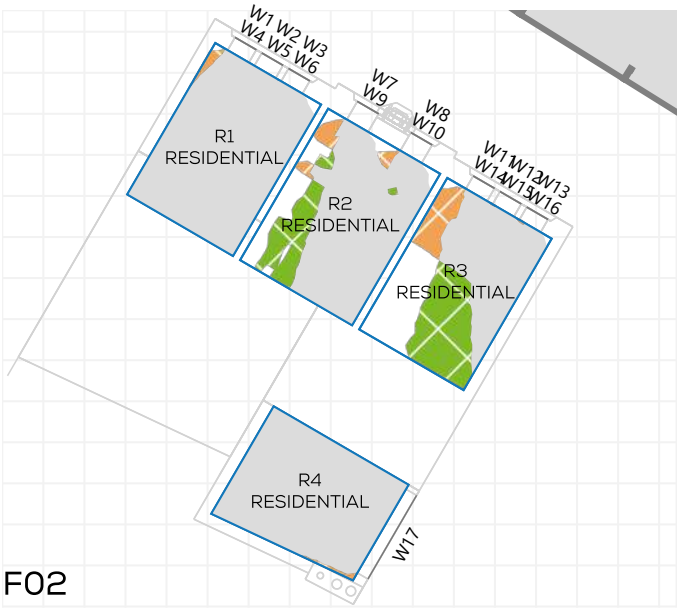

F02

F03

NSL CONTOURS

PROJECT: 8684 - NEW CITY COURT
REPORT TITLE: EXISTING VS. PROPOSED
ADDRESS: 3 KINGS HEAD YARD
DATE: 05/03/2021
SCHEME IR: IR57
DRAWING No.: 8684-REL11-IS01-DD38

KEY:

- GAIN
- LOSS
- MAINTAINED LIT AREA
- 1 METRE GRID

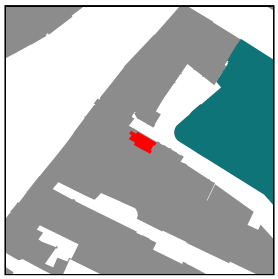

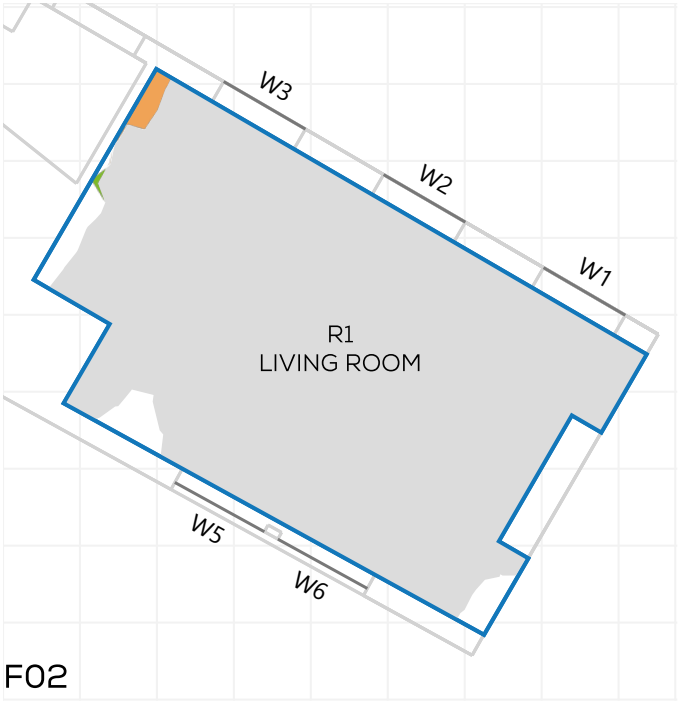

F02

F03

NSL CONTOURS

PROJECT: 8684 - NEW CITY COURT
REPORT TITLE: EXISTING VS. PROPOSED
ADDRESS: 57 BOROUGH HIGH STREET
DATE: 05/03/2021
SCHEME IR: IR57
DRAWING No.: 8684-REL11-IS01-DD39

KEY:
- GAIN
- LOSS
- MAINTAINED LIT AREA
- 1 METRE GRID

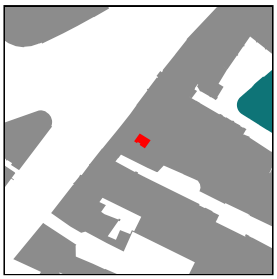

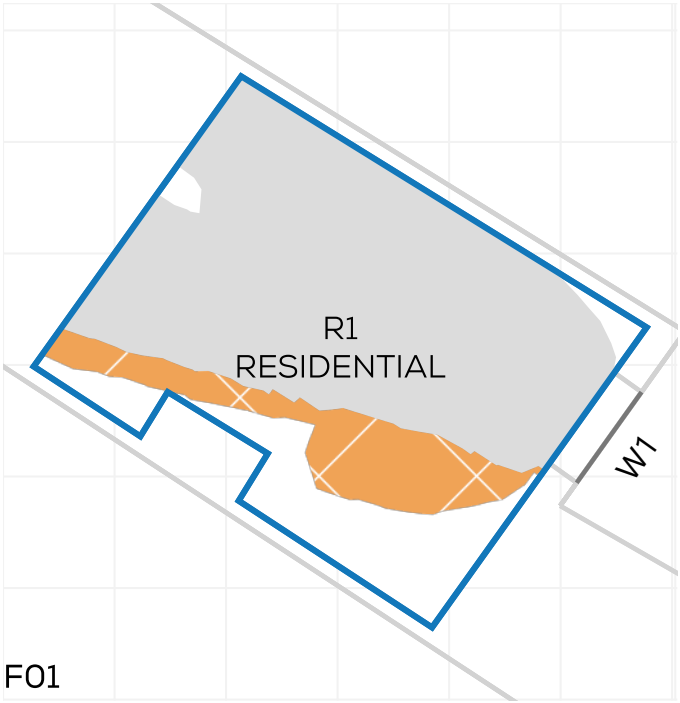

F01

F02

F03

NSL CONTOURS

PROJECT: 8684 - NEW CITY COURT
REPORT TITLE: EXISTING VS. PROPOSED
ADDRESS: 53-55 BOROUGH HIGH STREET
DATE: 05/03/2021
SCHEME IR: IR57
DRAWING No.: 8684-REL11-IS01-DD40

KEY:
- GAIN
- LOSS
- MAINTAINED LIT AREA
- 1 METRE GRID

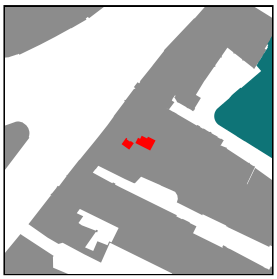

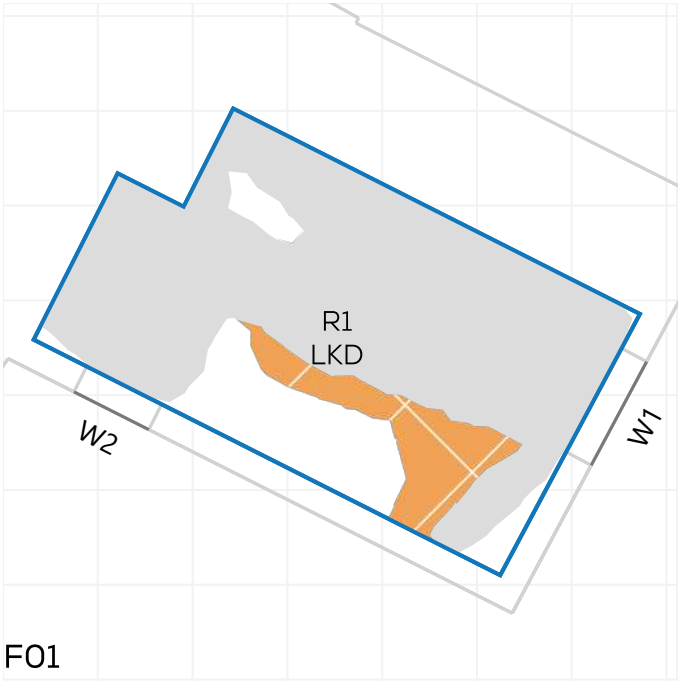

F01

F02

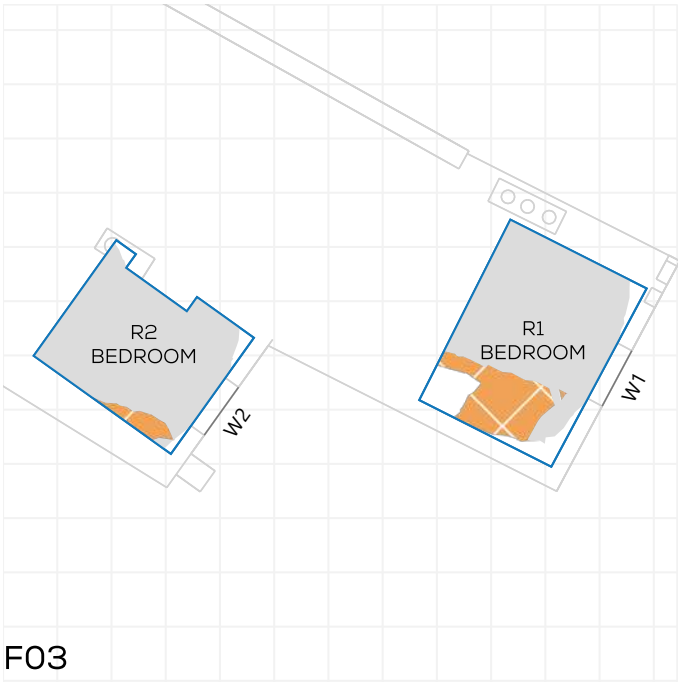

F03

NSL CONTOURS

PROJECT:	8684 - NEW CITY COURT
REPORT TITLE:	EXISTING VS. PROPOSED
ADDRESS:	51 BOROUGH HIGH STREET
DATE:	05/03/2021
SCHEME IR:	IR57
DRAWING No.:	8684-REL11-IS01-DD41

KEY:

- GAIN
- LOSS
- MAINTAINED LIT AREA
- 1 METRE GRID

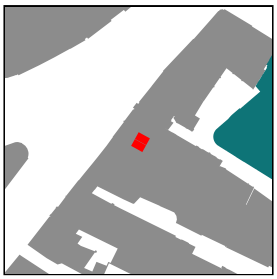

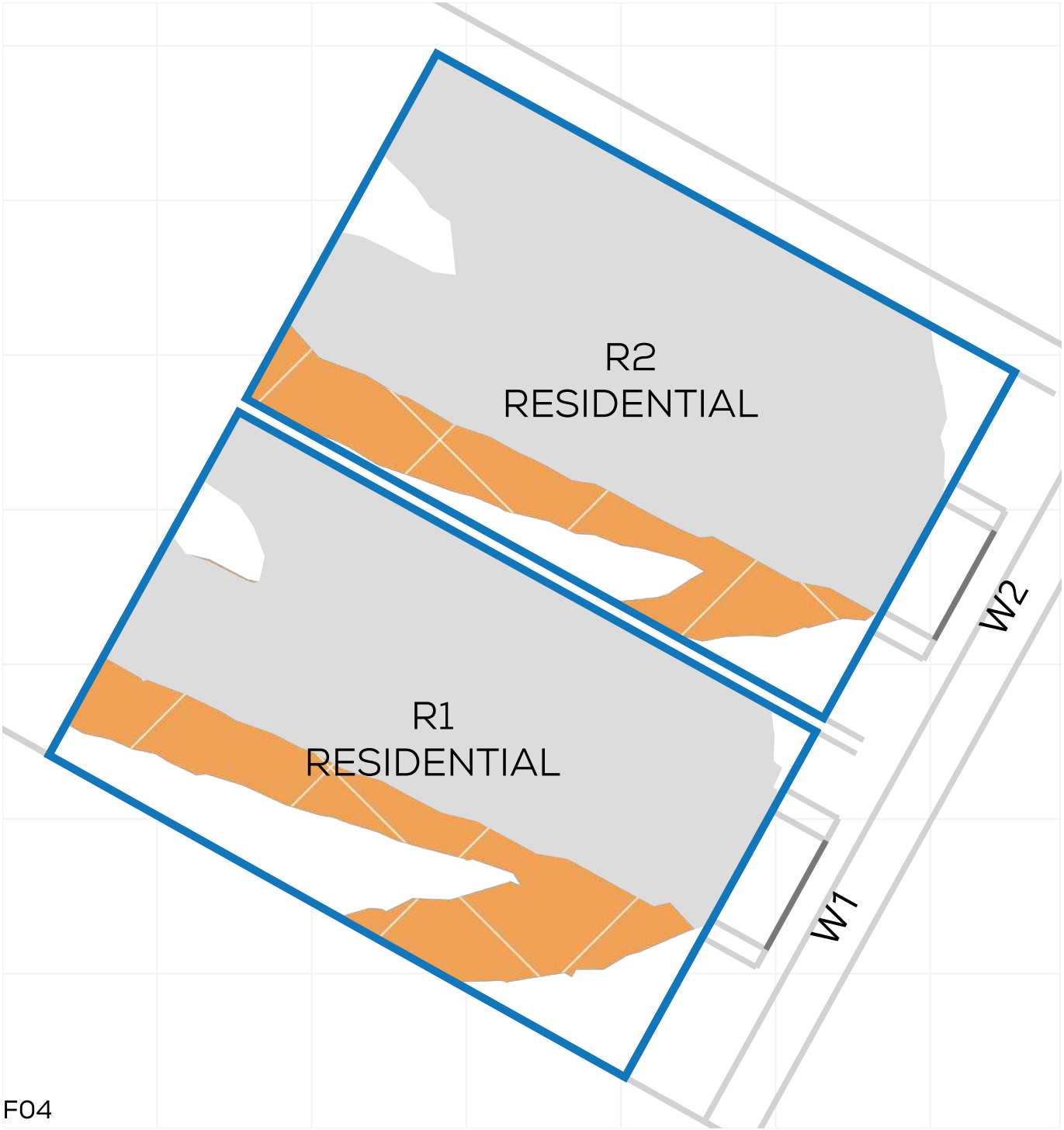

F04

NSL CONTOURS

PROJECT:	8684 - NEW CITY COURT
REPORT TITLE:	EXISTING VS. PROPOSED
ADDRESS:	2 ST THOMAS STREET
DATE:	05/03/2021
SCHEME IR:	IR57
DRAWING No.:	8684-REL11-IS01-DD42

KEY:

- GAIN
- LOSS
- MAINTAINED LIT AREA
- 1 METRE GRID

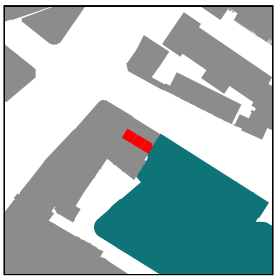

F03

NSL CONTOURS

PROJECT: 8684 - NEW CITY COURT
REPORT TITLE: EXISTING VS. PROPOSED
ADDRESS: 59-61 BOROUGH HIGH STREET
DATE: 05/03/2021
SCHEME IR: IR57
DRAWING No.: 8684-REL11-IS01-DD43

KEY:
- GAIN
- LOSS
- MAINTAINED LIT AREA
- 1 METRE GRID

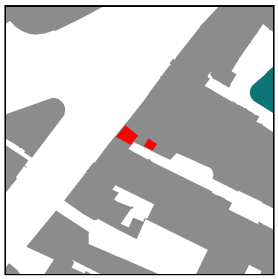

F01

F02

F03

F04

NSL CONTOURS

PROJECT:	8684 - NEW CITY COURT
REPORT TITLE:	EXISTING VS. PROPOSED
ADDRESS:	59-61 BOROUGH HIGH STREET
DATE:	05/03/2021
SCHEME IR:	IR57
DRAWING No.:	8684-REL11-IS01-DD44

KEY:

- GAIN
- LOSS
- MAINTAINED LIT AREA
- 1 METRE GRID

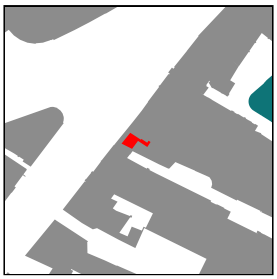

F05

NSL CONTOURS

PROJECT: 8684 - NEW CITY COURT
REPORT TITLE: EXISTING VS. PROPOSED
ADDRESS: 22 SOUTHWARK ST
DATE: 05/03/2021
SCHEME IR: IR57
DRAWING No.: 8684-REL11-IS01-DD45

KEY:

- GAIN
- LOSS
- MAINTAINED LIT AREA
- 1 METRE GRID

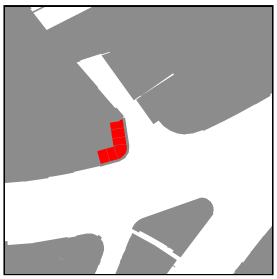

F01

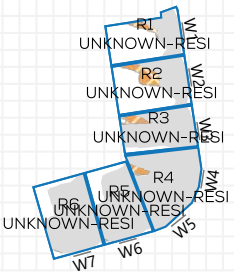

F02

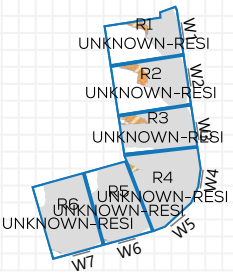

F03

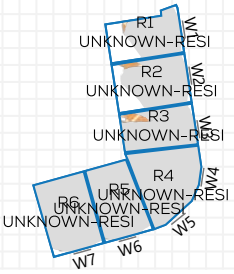

F04

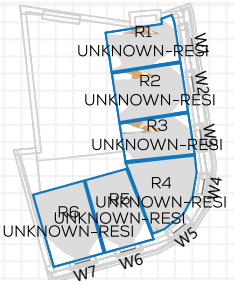

NSL CONTOURS

PROJECT:	8684 - NEW CITY COURT
REPORT TITLE:	EXISTING VS. PROPOSED
ADDRESS:	SOUTHWARK CATHEDRAL ANNEX
DATE:	05/03/2021
SCHEME IR:	IR57
DRAWING No.:	8684-REL11-IS01-DD46

KEY:

- GAIN
- LOSS
- MAINTAINED LIT AREA
- 1 METRE GRID

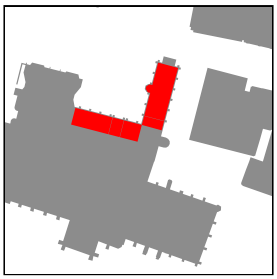

F00

NSL CONTOURS

PROJECT: 8684 - NEW CITY COURT
REPORT TITLE: EXISTING VS. PROPOSED
ADDRESS: SOUTHWARK CATHEDRAL ANNEX
DATE: 05/03/2021
SCHEME IR: IR57
DRAWING No.: 8684-REL11-IS01-DD47

KEY:

- GAIN
- LOSS
- MAINTAINED LIT AREA
- 1 METRE GRID

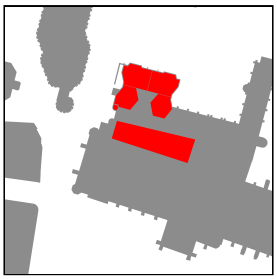

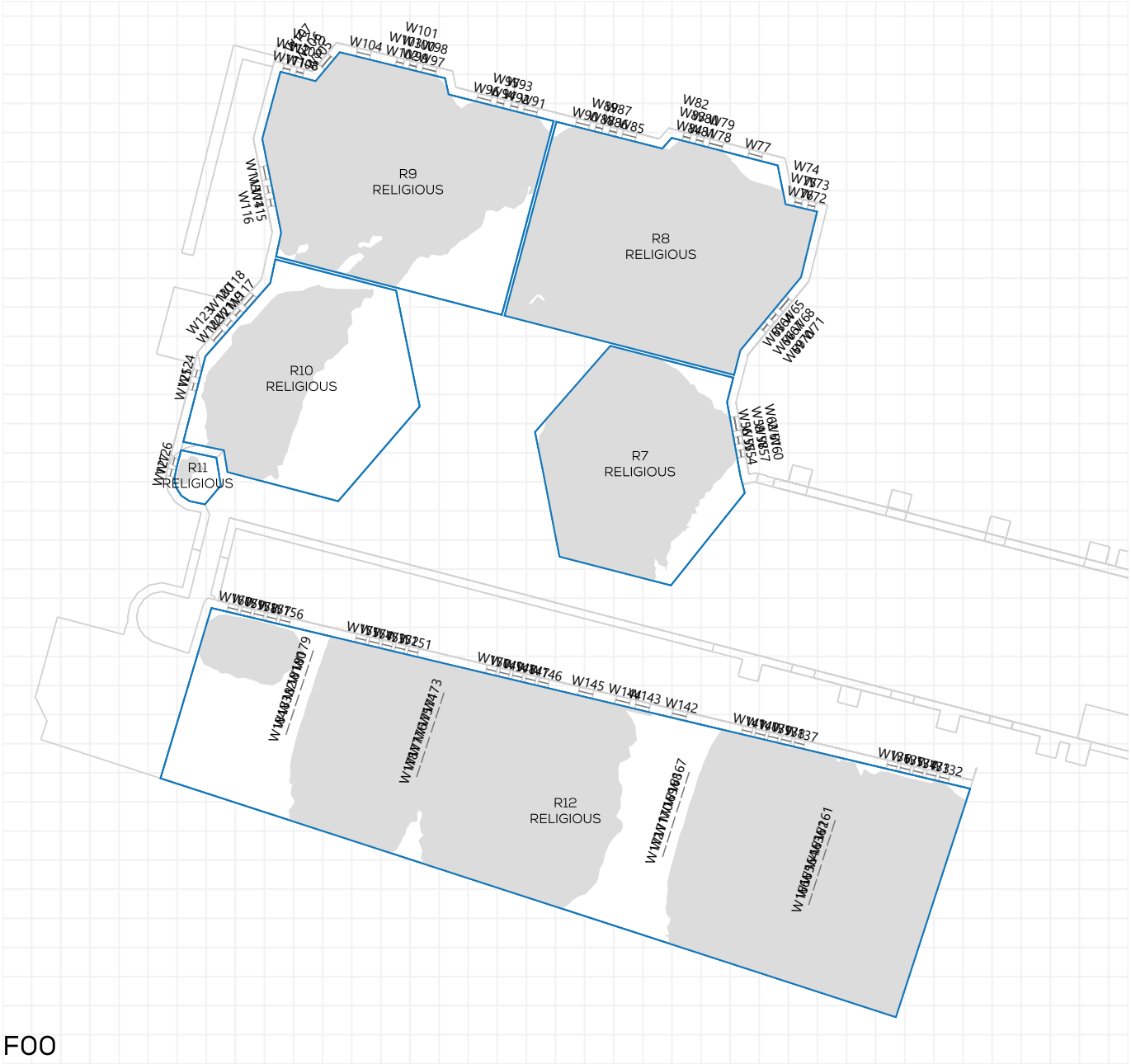

F00

NSL CONTOURS

PROJECT: 8684 - NEW CITY COURT
REPORT TITLE: EXISTING VS. PROPOSED
ADDRESS: SOUTHWARK CATHEDRAL ANNEX
DATE: 05/03/2021
SCHEME IR: IR57
DRAWING No.: 8684-REL11-IS01-DD48

KEY:

- GAIN
- LOSS
- MAINTAINED LIT AREA
- 1 METRE GRID

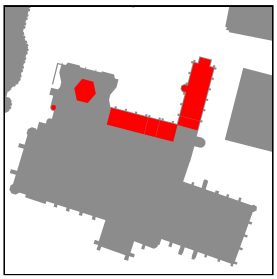

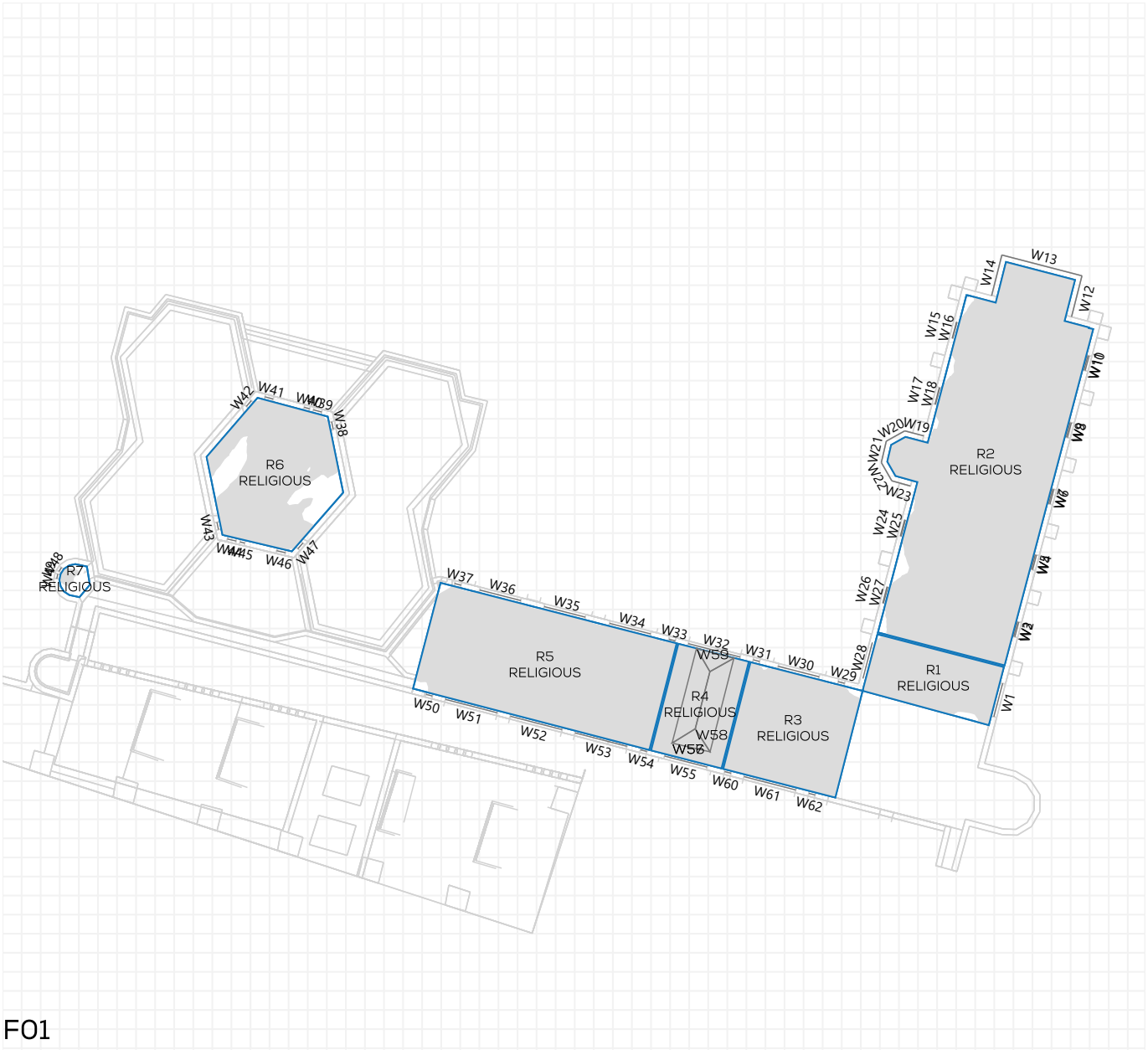

F01

NSL CONTOURS

PROJECT: 8684 - NEW CITY COURT
REPORT TITLE: EXISTING VS. PROPOSED
ADDRESS: SHARD PLACE
DATE: 05/03/2021
SCHEME IR: IR57
DRAWING No.: 8684-REL11-IS01-DD49

KEY:

- GAIN
- LOSS
- MAINTAINED LIT AREA
- 1 METRE GRID

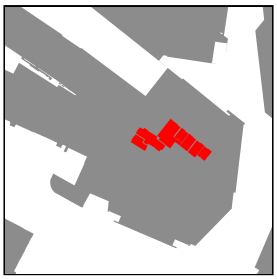

F05

NSL CONTOURS

PROJECT: 8684 - NEW CITY COURT
REPORT TITLE: EXISTING VS. PROPOSED
ADDRESS: SHARD PLACE
DATE: 05/03/2021
SCHEME IR: IR57
DRAWING No.: 8684-REL11-IS01-DD50

KEY:

- GAIN
- LOSS
- MAINTAINED LIT AREA
- 1 METRE GRID

F05

NSL CONTOURS

PROJECT: 8684 - NEW CITY COURT
REPORT TITLE: EXISTING VS. PROPOSED
ADDRESS: SHARD PLACE
DATE: 05/03/2021
SCHEME IR: IR57
DRAWING No.: 8684-REL11-IS01-DD51

KEY:
- GAIN
- LOSS
- MAINTAINED LIT AREA
- 1 METRE GRID

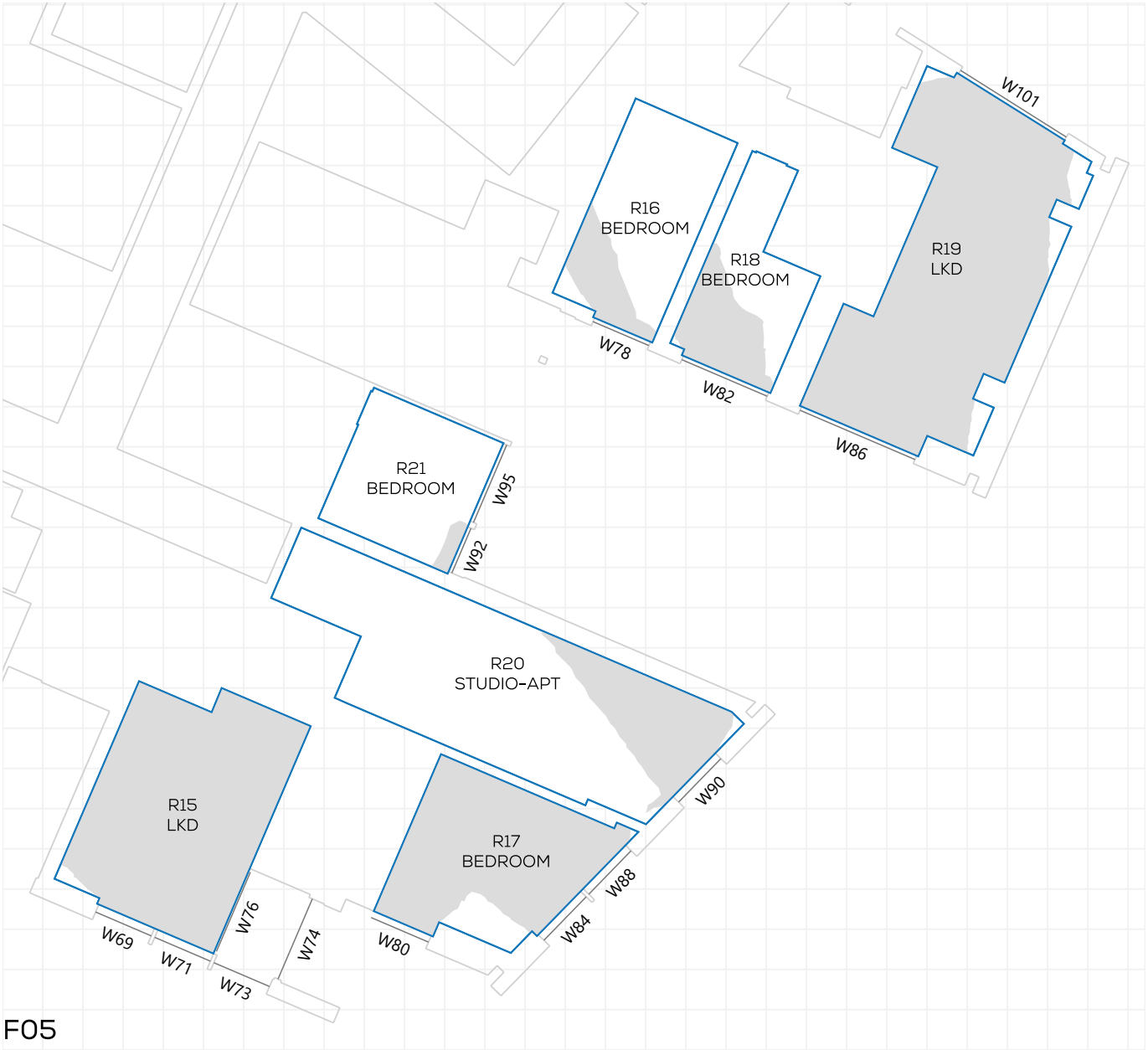

F05

NSL CONTOURS

PROJECT: 8684 - NEW CITY COURT
REPORT TITLE: EXISTING VS. PROPOSED
ADDRESS: SHARD PLACE
DATE: 05/03/2021
SCHEME IR: IR57
DRAWING No.: 8684-REL11-IS01-DD52

KEY:

- GAIN
- LOSS
- MAINTAINED LIT AREA
- 1 METRE GRID

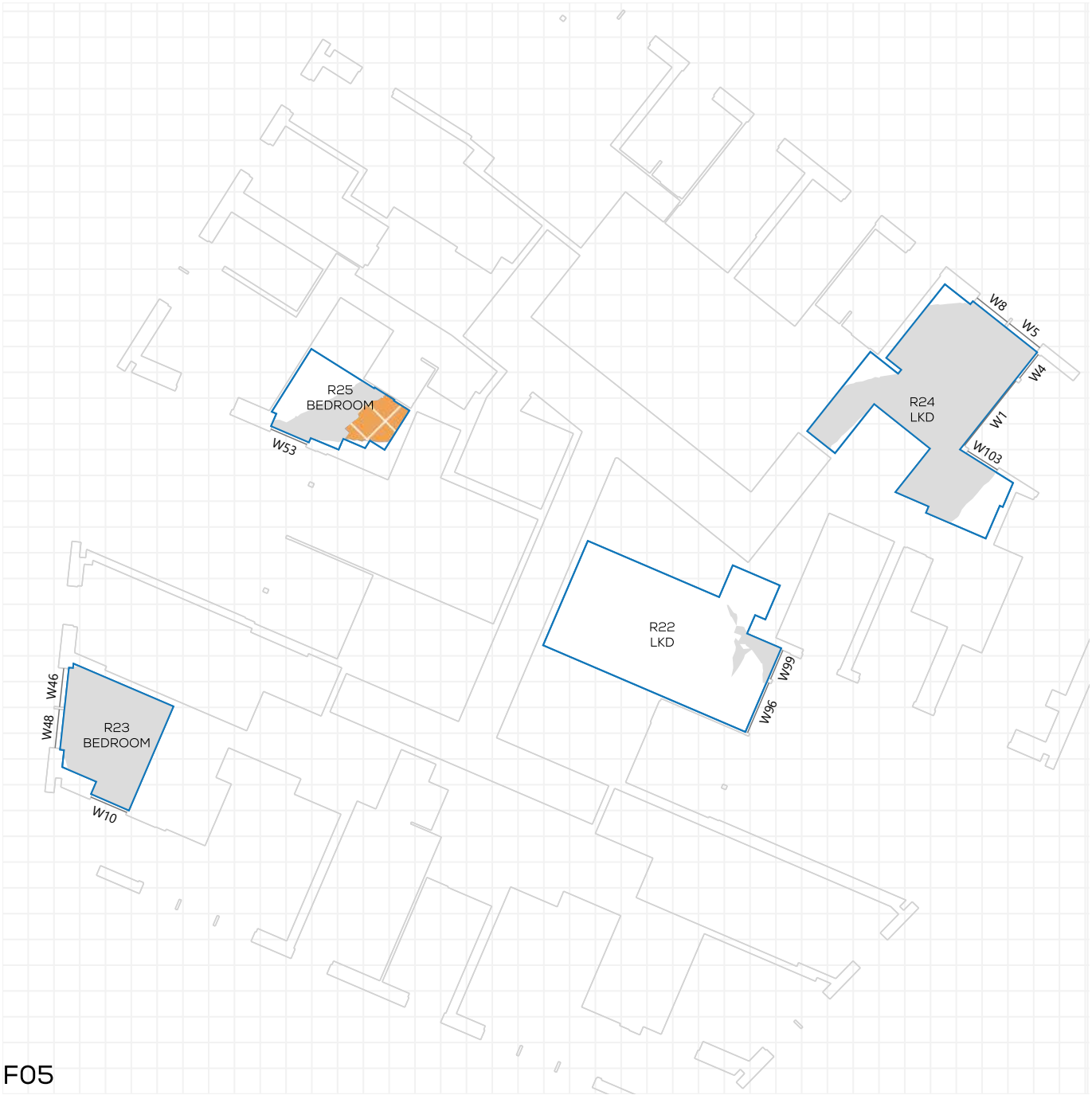

F05

NSL CONTOURS

PROJECT: 8684 - NEW CITY COURT
REPORT TITLE: EXISTING VS. PROPOSED
ADDRESS: SHARD PLACE
DATE: 05/03/2021
SCHEME IR: IR57
DRAWING No.: 8684-REL11-IS01-DD53

KEY:
- GAIN
- LOSS
- MAINTAINED LIT AREA
- 1 METRE GRID

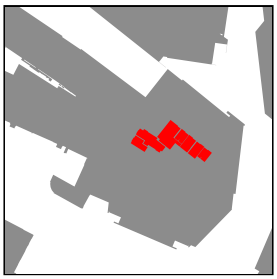

F06

NSL CONTOURS

PROJECT: 8684 - NEW CITY COURT
REPORT TITLE: EXISTING VS. PROPOSED
ADDRESS: SHARD PLACE
DATE: 05/03/2021
SCHEME IR: IR57
DRAWING No.: 8684-REL11-IS01-DD54

KEY:
- GAIN
- LOSS
- MAINTAINED LIT AREA
- 1 METRE GRID

F06

NSL CONTOURS

PROJECT: 8684 - NEW CITY COURT
REPORT TITLE: EXISTING VS. PROPOSED
ADDRESS: SHARD PLACE
DATE: 05/03/2021
SCHEME IR: IR57
DRAWING No.: 8684-REL11-IS01-DD55

KEY:
- GAIN
- LOSS
- MAINTAINED LIT AREA
- 1 METRE GRID

F06

NSL CONTOURS

PROJECT: 8684 - NEW CITY COURT
REPORT TITLE: EXISTING VS. PROPOSED
ADDRESS: SHARD PLACE
DATE: 05/03/2021
SCHEME IR: IR57
DRAWING No.: 8684-REL11-IS01-DD56

KEY:

- GAIN
- LOSS
- MAINTAINED LIT AREA
- 1 METRE GRID

F06

NSL CONTOURS

PROJECT: 8684 - NEW CITY COURT
REPORT TITLE: EXISTING VS. PROPOSED
ADDRESS: SHARD PLACE
DATE: 05/03/2021
SCHEME IR: IR57
DRAWING No.: 8684-REL11-IS01-DD57

KEY:

- GAIN
- LOSS
- MAINTAINED LIT AREA
- 1 METRE GRID

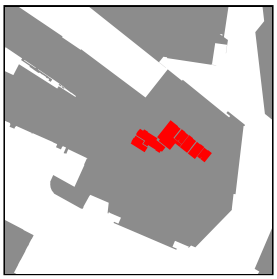

F07

NSL CONTOURS

PROJECT: 8684 - NEW CITY COURT
REPORT TITLE: EXISTING VS. PROPOSED
ADDRESS: SHARD PLACE
DATE: 05/03/2021
SCHEME IR: IR57
DRAWING No.: 8684-REL11-IS01-DD58

KEY:

- GAIN
- LOSS
- MAINTAINED LIT AREA
- 1 METRE GRID

F07

NSL CONTOURS

PROJECT: 8684 - NEW CITY COURT
REPORT TITLE: EXISTING VS. PROPOSED
ADDRESS: SHARD PLACE
DATE: 05/03/2021
SCHEME IR: IR57
DRAWING No.: 8684-REL11-IS01-DD59

KEY:
- GAIN
- LOSS
- MAINTAINED LIT AREA
- 1 METRE GRID

F07

NSL CONTOURS

PROJECT: 8684 - NEW CITY COURT
REPORT TITLE: EXISTING VS. PROPOSED
ADDRESS: SHARD PLACE
DATE: 05/03/2021
SCHEME IR: IR57
DRAWING No.: 8684-REL11-IS01-DD60

KEY:

- GAIN
- LOSS
- MAINTAINED LIT AREA
- 1 METRE GRID

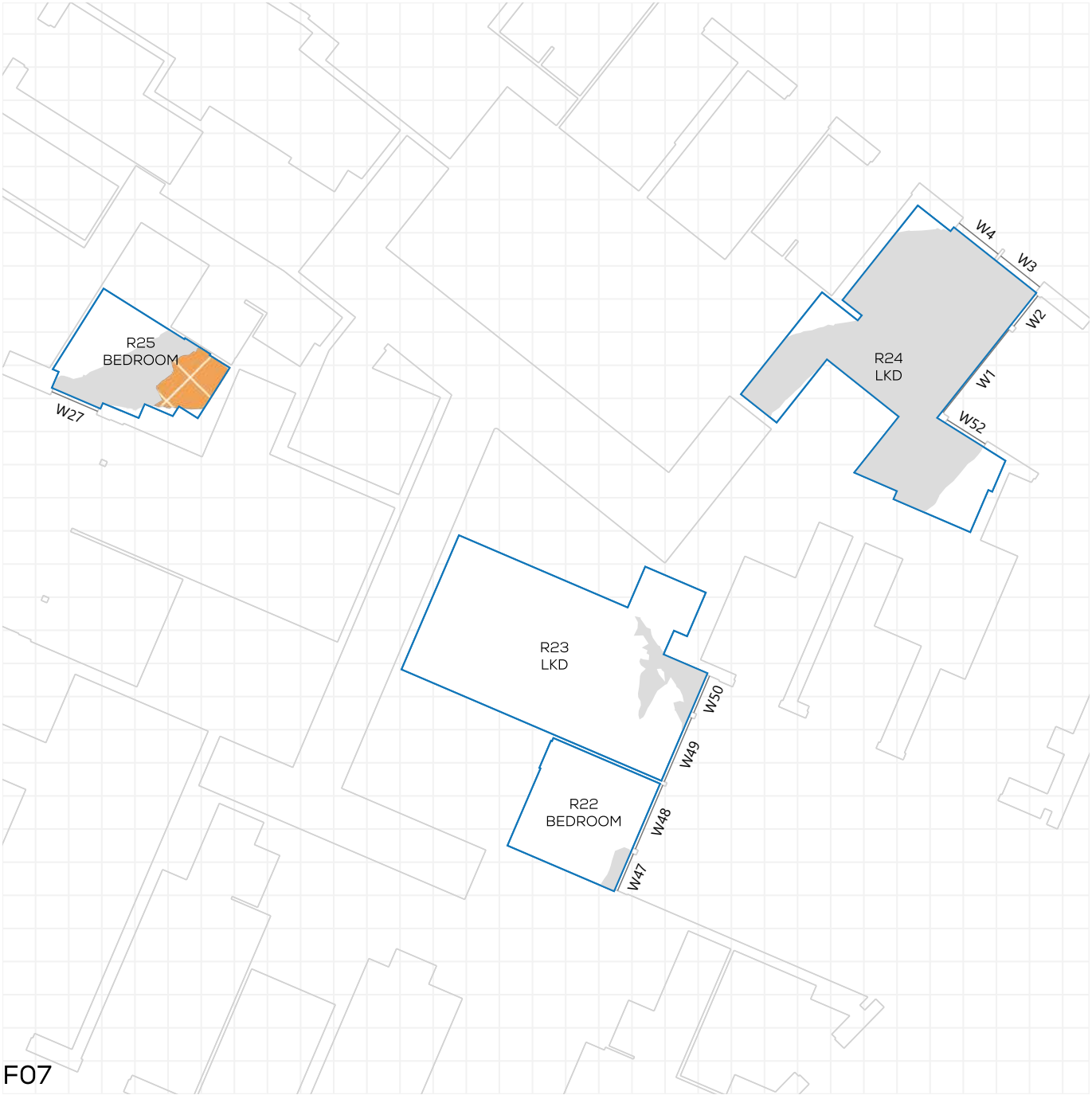

F07

NSL CONTOURS

PROJECT: 8684 - NEW CITY COURT
REPORT TITLE: EXISTING VS. PROPOSED
ADDRESS: SHARD PLACE
DATE: 05/03/2021
SCHEME IR: IR57
DRAWING No.: 8684-REL11-IS01-DD61

KEY:

- GAIN
- LOSS
- MAINTAINED LIT AREA
- 1 METRE GRID

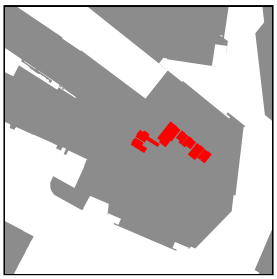

F08

NSL CONTOURS

PROJECT: 8684 - NEW CITY COURT
REPORT TITLE: EXISTING VS. PROPOSED
ADDRESS: SHARD PLACE
DATE: 05/03/2021
SCHEME IR: IR57
DRAWING No.: 8684-REL11-IS01-DD62

KEY:
- GAIN
- LOSS
- MAINTAINED LIT AREA
- 1 METRE GRID

F08

NSL CONTOURS

PROJECT: 8684 - NEW CITY COURT
REPORT TITLE: EXISTING VS. PROPOSED
ADDRESS: SHARD PLACE
DATE: 05/03/2021
SCHEME IR: IR57
DRAWING No.: 8684-REL11-IS01-DD63

KEY:
- GAIN
- LOSS
- MAINTAINED LIT AREA
- 1 METRE GRID

F08

NSL CONTOURS

PROJECT:	8684 - NEW CITY COURT
REPORT TITLE:	EXISTING VS. PROPOSED
ADDRESS:	SHARD PLACE
DATE:	05/03/2021
SCHEME IR:	IR57
DRAWING No.:	8684-REL11-IS01-DD64

KEY:

- GAIN
- LOSS
- MAINTAINED LIT AREA
- 1 METRE GRID

F08

NSL CONTOURS

PROJECT: 8684 - NEW CITY COURT
REPORT TITLE: EXISTING VS. PROPOSED
ADDRESS: SHARD PLACE
DATE: 05/03/2021
SCHEME IR: IR57
DRAWING No.: 8684-REL11-IS01-DD65

KEY:

- GAIN
- LOSS
- MAINTAINED LIT AREA
- 1 METRE GRID

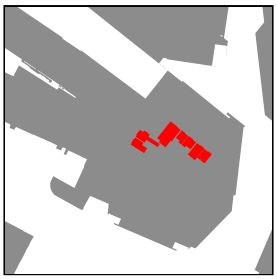

F09

NSL CONTOURS

PROJECT: 8684 - NEW CITY COURT
REPORT TITLE: EXISTING VS. PROPOSED
ADDRESS: SHARD PLACE
DATE: 05/03/2021
SCHEME IR: IR57
DRAWING No.: 8684-REL11-IS01-DD66

KEY:
GAIN
LOSS
MAINTAINED LIT AREA
1 METRE GRID

F09

NSL CONTOURS

PROJECT: 8684 - NEW CITY COURT
REPORT TITLE: EXISTING VS. PROPOSED
ADDRESS: SHARD PLACE
DATE: 05/03/2021
SCHEME IR: IR57
DRAWING No.: 8684-REL11-IS01-DD67

KEY:
- GAIN
- LOSS
- MAINTAINED LIT AREA
- 1 METRE GRID

F09

NSL CONTOURS

PROJECT: 8684 - NEW CITY COURT
REPORT TITLE: EXISTING VS. PROPOSED
ADDRESS: SHARD PLACE
DATE: 05/03/2021
SCHEME IR: IR57
DRAWING No.: 8684-REL11-IS01-DD68

KEY:

- GAIN
- LOSS
- MAINTAINED LIT AREA
- 1 METRE GRID

F09

NSL CONTOURS

PROJECT: 8684 - NEW CITY COURT
REPORT TITLE: EXISTING VS. PROPOSED
ADDRESS: SHARD PLACE
DATE: 05/03/2021
SCHEME IR: IR57
DRAWING No.: 8684-REL11-IS01-DD69

KEY:

- GAIN
- LOSS
- MAINTAINED LIT AREA
- 1 METRE GRID

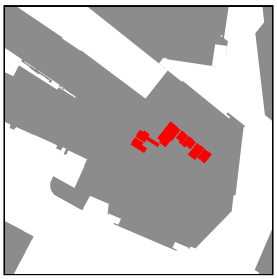

F10

NSL CONTOURS

PROJECT: 8684 - NEW CITY COURT
REPORT TITLE: EXISTING VS. PROPOSED
ADDRESS: SHARD PLACE
DATE: 05/03/2021
SCHEME IR: IR57
DRAWING No.: 8684-REL11-IS01-DD70

KEY:

- GAIN
- LOSS
- MAINTAINED LIT AREA
- 1 METRE GRID

F10

NSL CONTOURS

PROJECT: 8684 - NEW CITY COURT
REPORT TITLE: EXISTING VS. PROPOSED
ADDRESS: SHARD PLACE
DATE: 05/03/2021
SCHEME IR: IR57
DRAWING No.: 8684-REL11-IS01-DD71

KEY:
- GAIN
- LOSS
- MAINTAINED LIT AREA
- 1 METRE GRID

F10

NSL CONTOURS

PROJECT: 8684 - NEW CITY COURT
REPORT TITLE: EXISTING VS. PROPOSED
ADDRESS: SHARD PLACE
DATE: 05/03/2021
SCHEME IR: IR57
DRAWING No.: 8684-REL11-IS01-DD72

KEY:

- GAIN
- LOSS
- MAINTAINED LIT AREA
- 1 METRE GRID

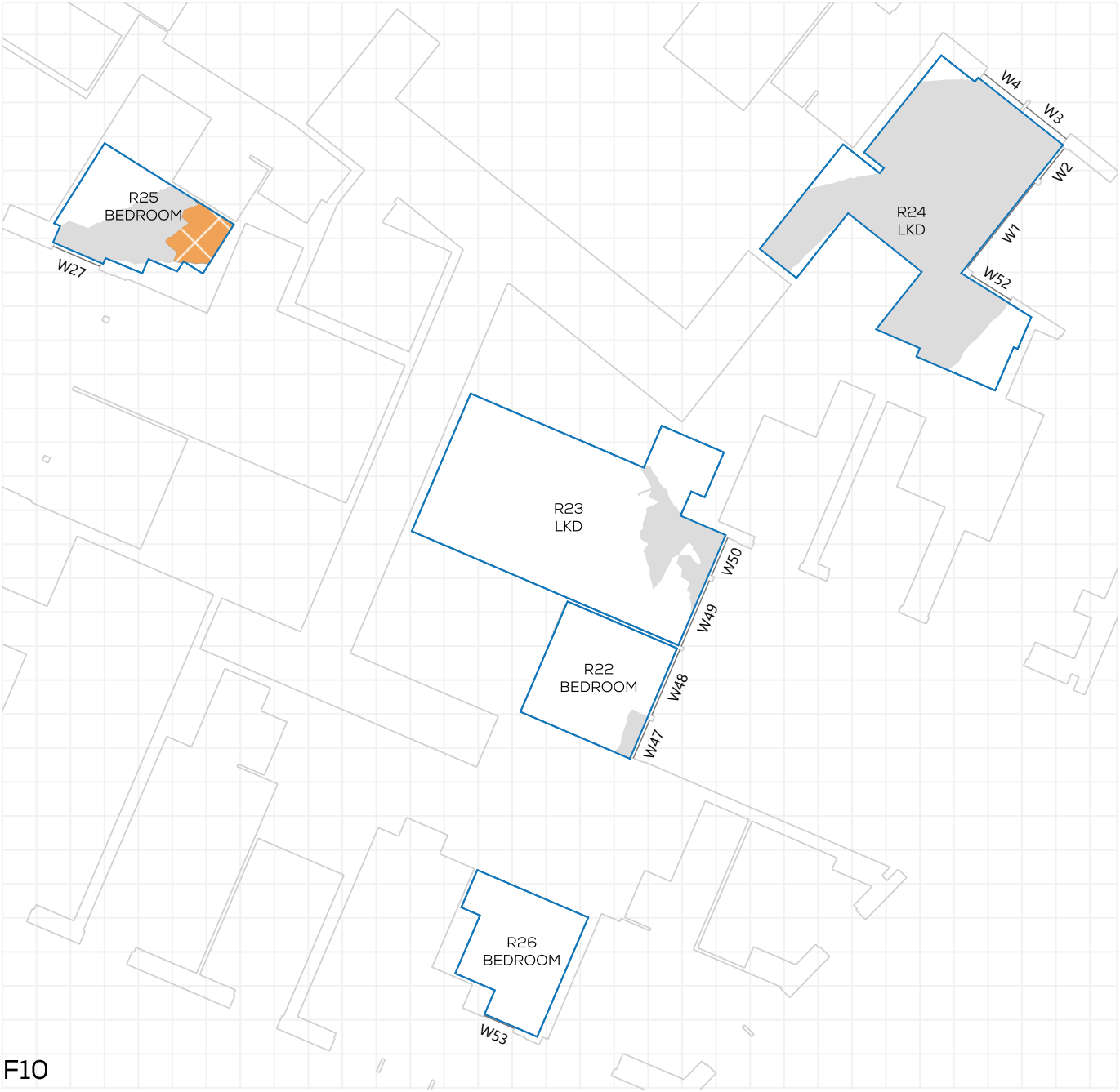

F10

NSL CONTOURS

PROJECT: 8684 - NEW CITY COURT
REPORT TITLE: EXISTING VS. PROPOSED
ADDRESS: SHARD PLACE
DATE: 05/03/2021
SCHEME IR: IR57
DRAWING No.: 8684-REL11-IS01-DD73

KEY:

- GAIN
- LOSS
- MAINTAINED LIT AREA
- 1 METRE GRID

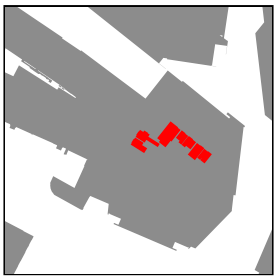

F11

NSL CONTOURS

PROJECT: 8684 - NEW CITY COURT
REPORT TITLE: EXISTING VS. PROPOSED
ADDRESS: SHARD PLACE
DATE: 05/03/2021
SCHEME IR: IR57
DRAWING No.: 8684-REL11-IS01-DD74

KEY:

- GAIN
- LOSS
- MAINTAINED LIT AREA
- 1 METRE GRID

F11

NSL CONTOURS

PROJECT: 8684 - NEW CITY COURT
REPORT TITLE: EXISTING VS. PROPOSED
ADDRESS: SHARD PLACE
DATE: 05/03/2021
SCHEME IR: IR57
DRAWING No.: 8684-REL11-IS01-DD75

KEY:
- GAIN
- LOSS
- MAINTAINED LIT AREA
- 1 METRE GRID

F11

NSL CONTOURS

PROJECT:	8684 - NEW CITY COURT
REPORT TITLE:	EXISTING VS. PROPOSED
ADDRESS:	SHARD PLACE
DATE:	05/03/2021
SCHEME IR:	IR57
DRAWING No.:	8684-REL11-IS01-DD76

KEY:

- GAIN
- LOSS
- MAINTAINED LIT AREA
- 1 METRE GRID

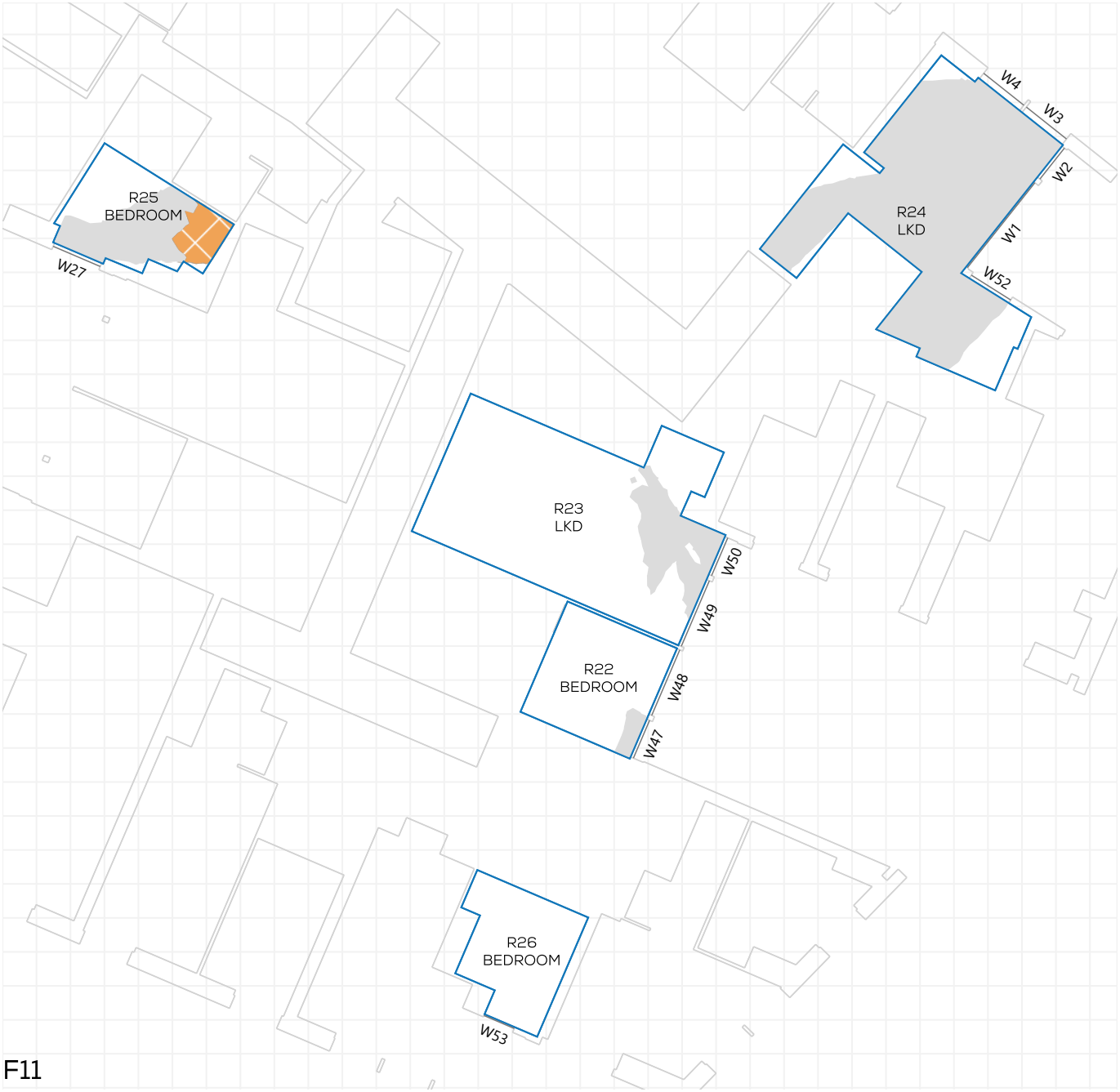

F11

NSL CONTOURS

PROJECT: 8684 - NEW CITY COURT
REPORT TITLE: EXISTING VS. PROPOSED
ADDRESS: SHARD PLACE
DATE: 05/03/2021
SCHEME IR: IR57
DRAWING No.: 8684-REL11-IS01-DD77

KEY:

- GAIN
- LOSS
- MAINTAINED LIT AREA
- 1 METRE GRID

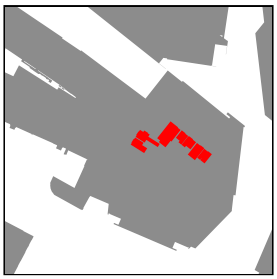

F12

NSL CONTOURS

PROJECT: 8684 - NEW CITY COURT
REPORT TITLE: EXISTING VS. PROPOSED
ADDRESS: SHARD PLACE
DATE: 05/03/2021
SCHEME IR: IR57
DRAWING No.: 8684-REL11-IS01-DD78

KEY:

- GAIN
- LOSS
- MAINTAINED LIT AREA
- 1 METRE GRID

F12

NSL CONTOURS

PROJECT: 8684 - NEW CITY COURT
REPORT TITLE: EXISTING VS. PROPOSED
ADDRESS: SHARD PLACE
DATE: 05/03/2021
SCHEME IR: IR57
DRAWING No.: 8684-REL11-IS01-DD79

KEY:
- GAIN
- LOSS
- MAINTAINED LIT AREA
- 1 METRE GRID

F12

NSL CONTOURS

PROJECT: 8684 - NEW CITY COURT
REPORT TITLE: EXISTING VS. PROPOSED
ADDRESS: SHARD PLACE
DATE: 05/03/2021
SCHEME IR: IR57
DRAWING No.: 8684-REL11-IS01-DD80

KEY:

- GAIN
- LOSS
- MAINTAINED LIT AREA
- 1 METRE GRID

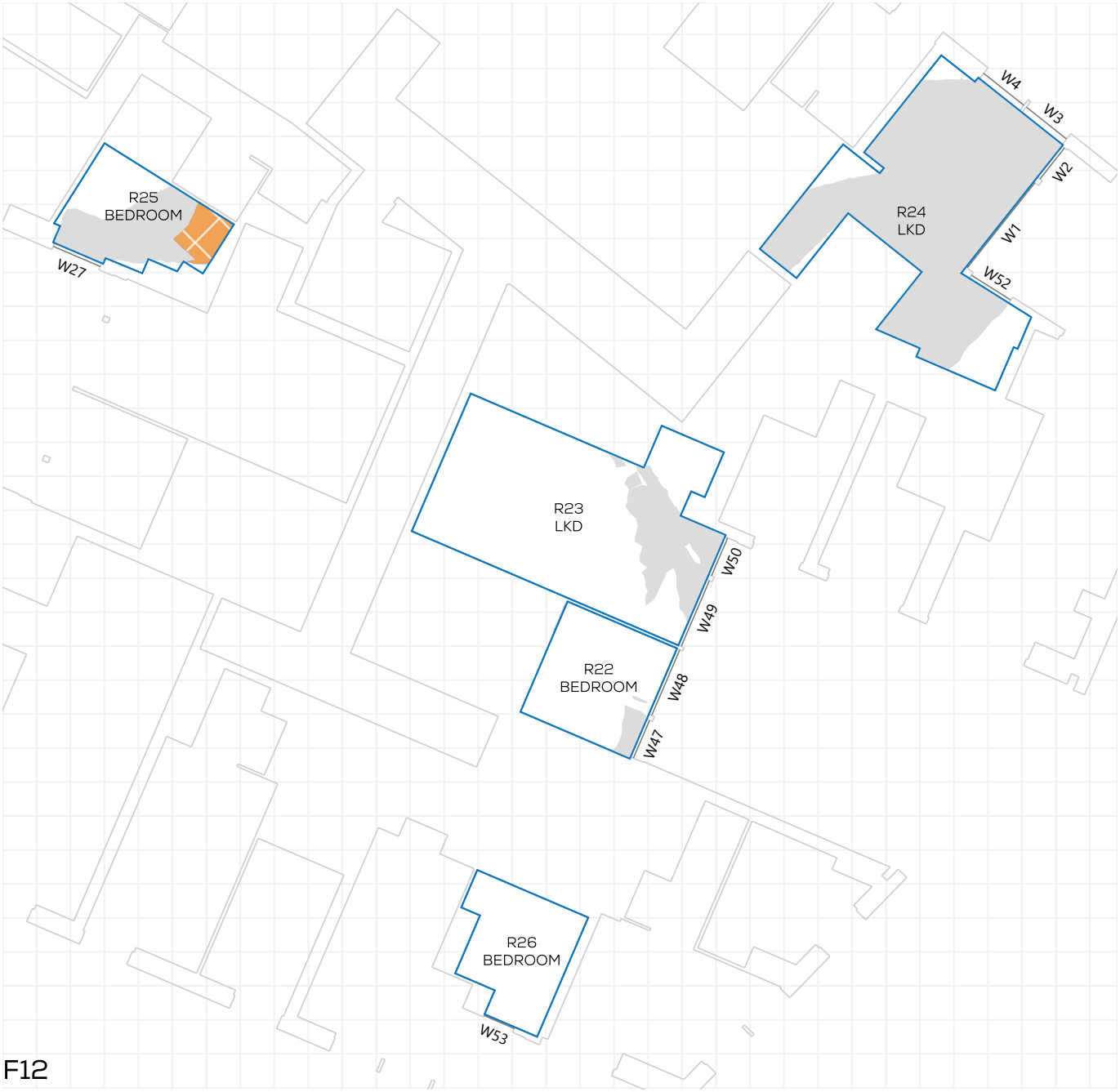

F12

NSL CONTOURS

PROJECT: 8684 - NEW CITY COURT
REPORT TITLE: EXISTING VS. PROPOSED
ADDRESS: SHARD PLACE
DATE: 05/03/2021
SCHEME IR: IR57
DRAWING No.: 8684-REL11-IS01-DD81

KEY:

- GAIN
- LOSS
- MAINTAINED LIT AREA
- 1 METRE GRID

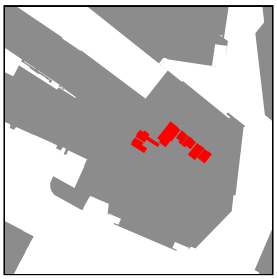

F13

NSL CONTOURS

PROJECT: 8684 - NEW CITY COURT
REPORT TITLE: EXISTING VS. PROPOSED
ADDRESS: SHARD PLACE
DATE: 05/03/2021
SCHEME IR: IR57
DRAWING No.: 8684-REL11-IS01-DD82

KEY:
- GAIN
- LOSS
- MAINTAINED LIT AREA
- 1 METRE GRID

F13

NSL CONTOURS

PROJECT: 8684 - NEW CITY COURT
REPORT TITLE: EXISTING VS. PROPOSED
ADDRESS: SHARD PLACE
DATE: 05/03/2021
SCHEME IR: IR57
DRAWING No.: 8684-REL11-IS01-DD83

KEY:
- GAIN
- LOSS
- MAINTAINED LIT AREA
- 1 METRE GRID

F13

NSL CONTOURS

PROJECT: 8684 - NEW CITY COURT
REPORT TITLE: EXISTING VS. PROPOSED
ADDRESS: SHARD PLACE
DATE: 05/03/2021
SCHEME IR: IR57
DRAWING No.: 8684-REL11-IS01-DD84

KEY:
- GAIN
- LOSS
- MAINTAINED LIT AREA
- 1 METRE GRID

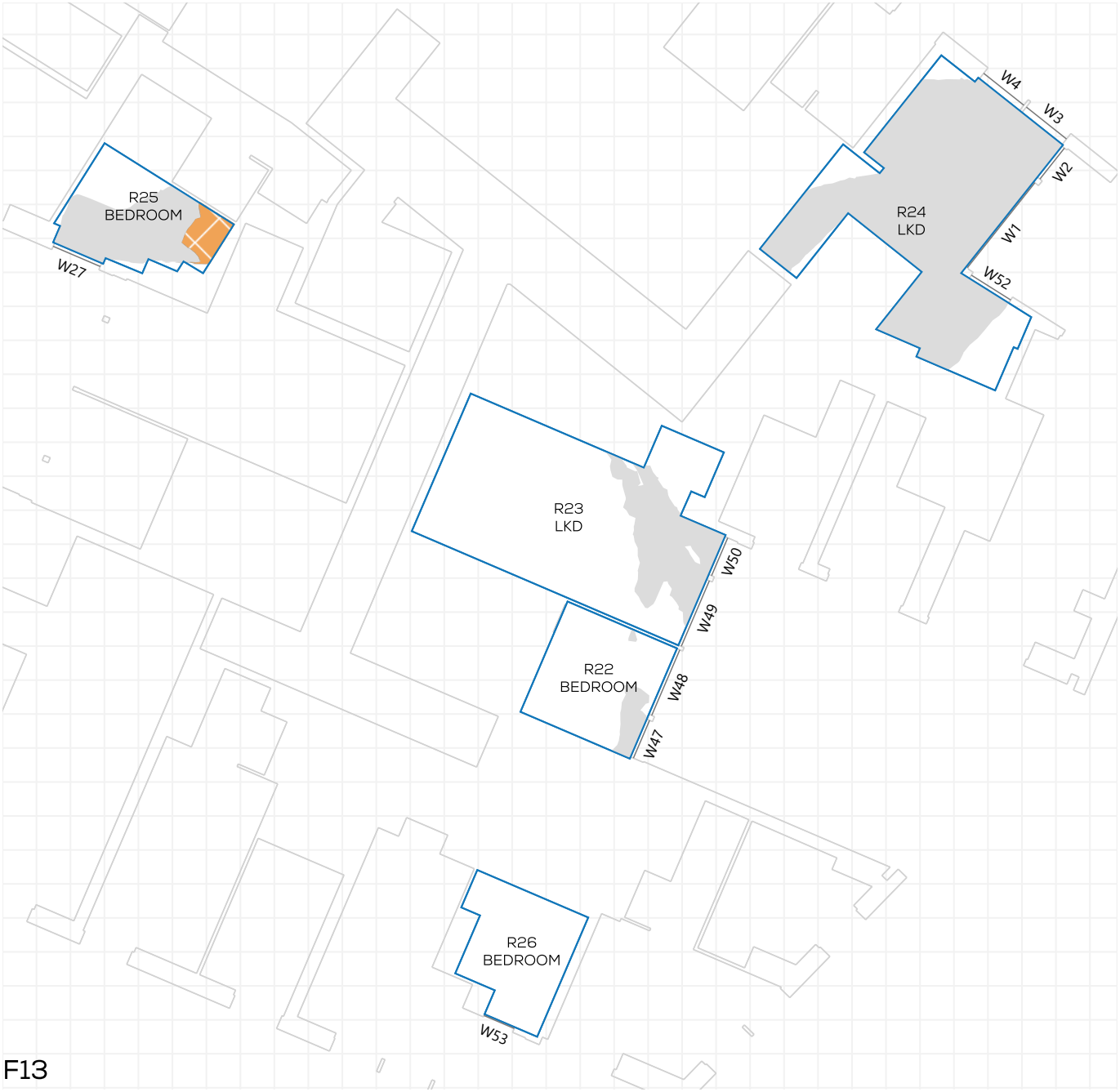

F13

NSL CONTOURS

PROJECT: 8684 - NEW CITY COURT
REPORT TITLE: EXISTING VS. PROPOSED
ADDRESS: SHARD PLACE
DATE: 05/03/2021
SCHEME IR: IR57
DRAWING No.: 8684-REL11-IS01-DD85

KEY:

- GAIN
- LOSS
- MAINTAINED LIT AREA
- 1 METRE GRID

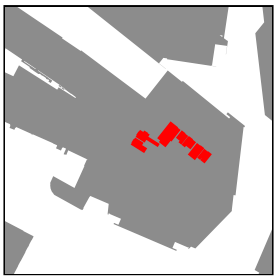

F14

NSL CONTOURS

PROJECT: 8684 - NEW CITY COURT
REPORT TITLE: EXISTING VS. PROPOSED
ADDRESS: SHARD PLACE
DATE: 05/03/2021
SCHEME IR: IR57
DRAWING No.: 8684-REL11-IS01-DD86

KEY:

- GAIN
- LOSS
- MAINTAINED LIT AREA
- 1 METRE GRID

F14

NSL CONTOURS

PROJECT: 8684 - NEW CITY COURT
REPORT TITLE: EXISTING VS. PROPOSED
ADDRESS: SHARD PLACE
DATE: 05/03/2021
SCHEME IR: IR57
DRAWING No.: 8684-REL11-IS01-DD87

KEY:

- GAIN
- LOSS
- MAINTAINED LIT AREA
- 1 METRE GRID

F14

NSL CONTOURS

PROJECT: 8684 - NEW CITY COURT
REPORT TITLE: EXISTING VS. PROPOSED
ADDRESS: SHARD PLACE
DATE: 05/03/2021
SCHEME IR: IR57
DRAWING No.: 8684-REL11-IS01-DD88

KEY:

- GAIN
- LOSS
- MAINTAINED LIT AREA
- 1 METRE GRID

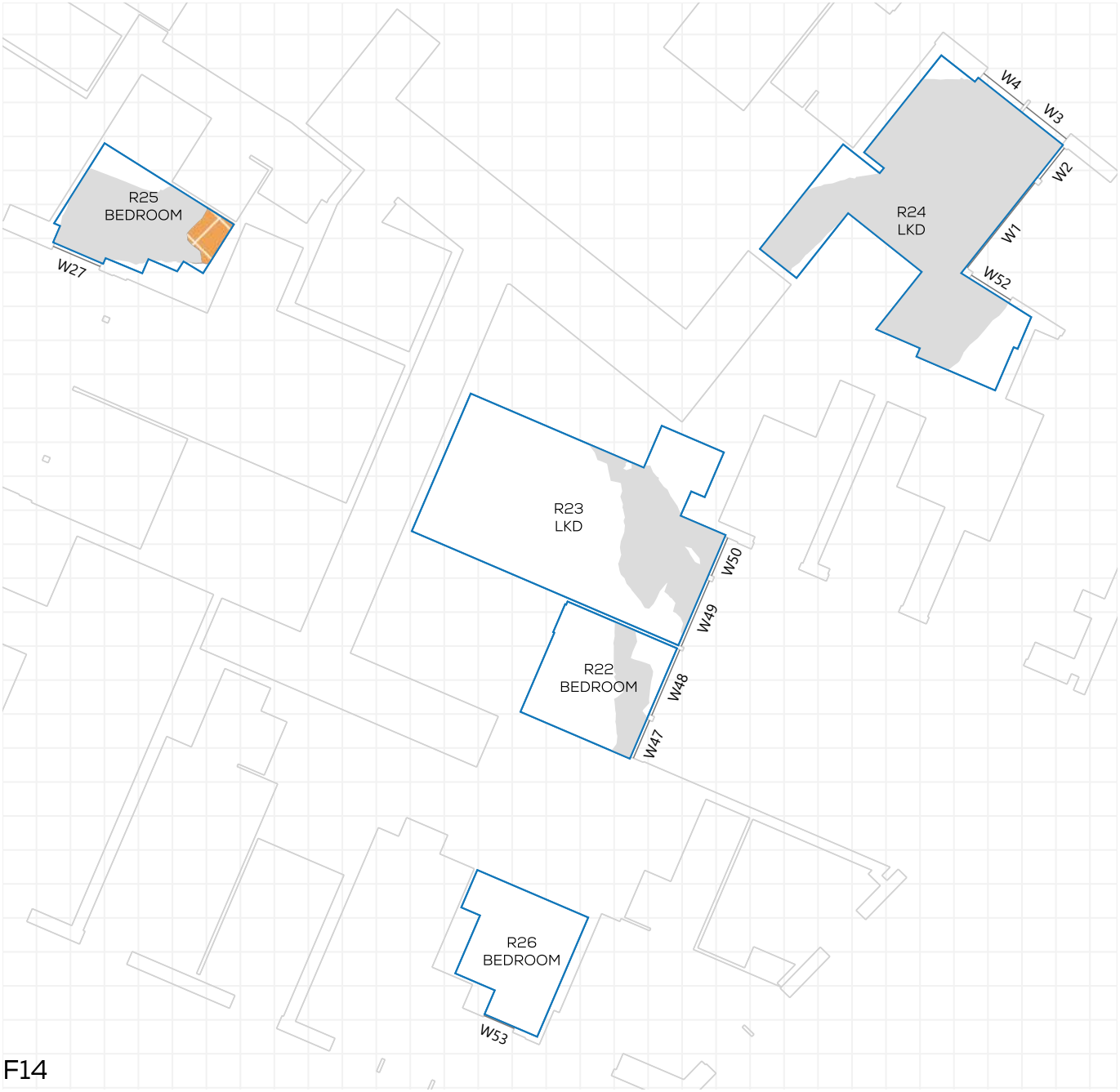

F14

NSL CONTOURS

PROJECT: 8684 - NEW CITY COURT
REPORT TITLE: EXISTING VS. PROPOSED
ADDRESS: SHARD PLACE
DATE: 05/03/2021
SCHEME IR: IR57
DRAWING No.: 8684-REL11-IS01-DD89

KEY:

- GAIN
- LOSS
- MAINTAINED LIT AREA
- 1 METRE GRID

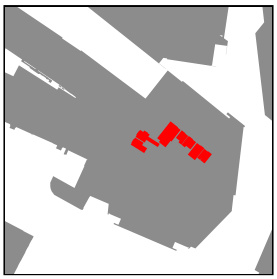

F15

NSL CONTOURS

PROJECT: 8684 - NEW CITY COURT
REPORT TITLE: EXISTING VS. PROPOSED
ADDRESS: SHARD PLACE
DATE: 05/03/2021
SCHEME IR: IR57
DRAWING No.: 8684-REL11-IS01-DD90

KEY:
GAIN
LOSS
MAINTAINED LIT AREA
1 METRE GRID

F15

NSL CONTOURS

PROJECT: 8684 - NEW CITY COURT
REPORT TITLE: EXISTING VS. PROPOSED
ADDRESS: SHARD PLACE
DATE: 05/03/2021
SCHEME IR: IR57
DRAWING No.: 8684-REL11-IS01-DD91

KEY:
- GAIN
- LOSS
- MAINTAINED LIT AREA
- 1 METRE GRID

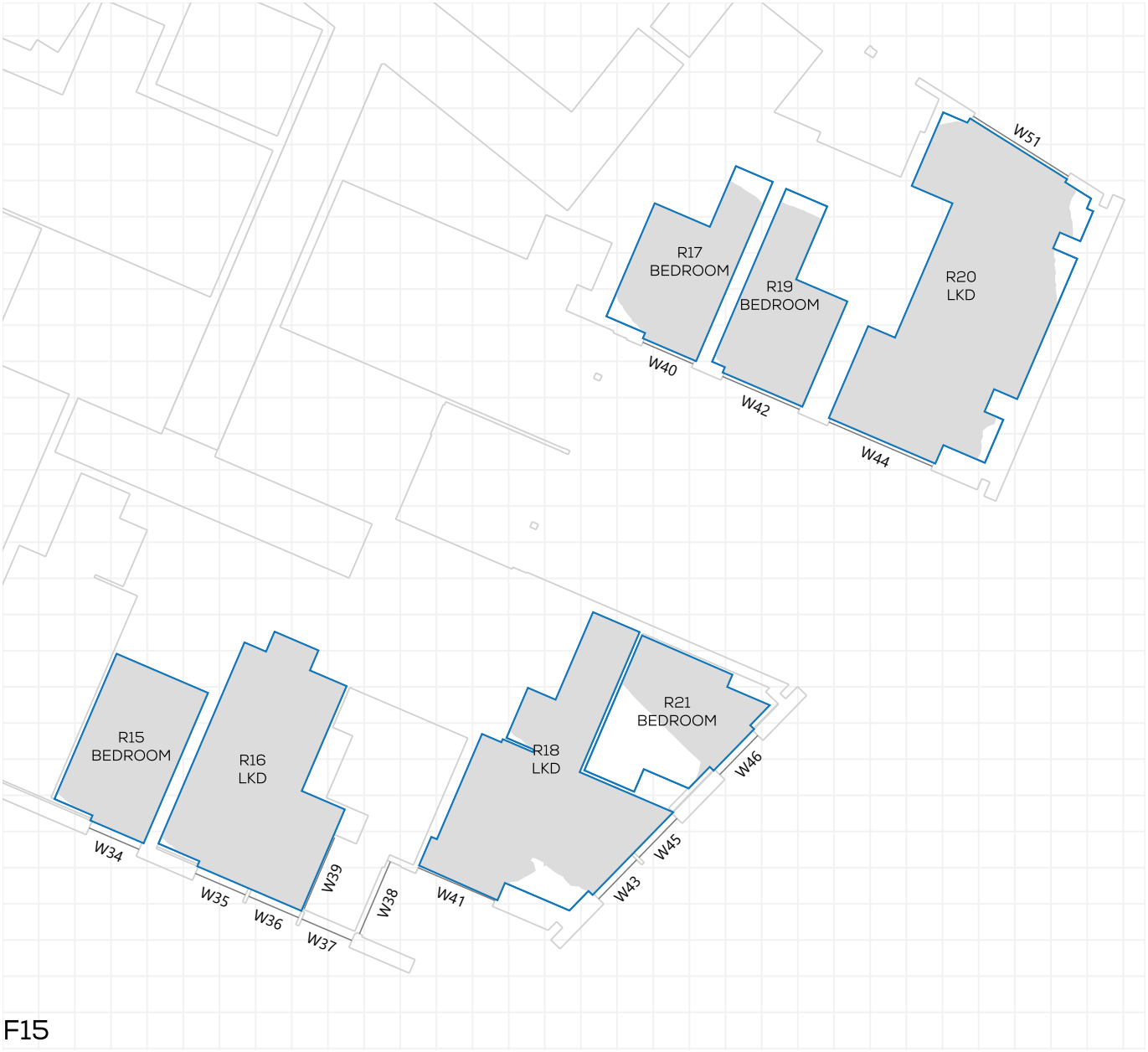

F15

NSL CONTOURS

PROJECT: 8684 - NEW CITY COURT
REPORT TITLE: EXISTING VS. PROPOSED
ADDRESS: SHARD PLACE
DATE: 05/03/2021
SCHEME IR: IR57
DRAWING No.: 8684-REL11-IS01-DD92

KEY:

- GAIN
- LOSS
- MAINTAINED LIT AREA
- 1 METRE GRID

F15

NSL CONTOURS

PROJECT: 8684 - NEW CITY COURT
REPORT TITLE: EXISTING VS. PROPOSED
ADDRESS: SHARD PLACE
DATE: 05/03/2021
SCHEME IR: IR57
DRAWING No.: 8684-REL11-IS01-DD93

KEY:

- GAIN
- LOSS
- MAINTAINED LIT AREA
- 1 METRE GRID

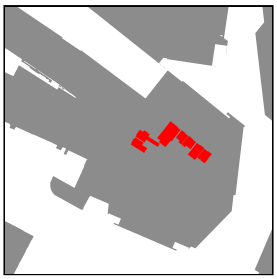

F16

NSL CONTOURS

PROJECT: 8684 - NEW CITY COURT
REPORT TITLE: EXISTING VS. PROPOSED
ADDRESS: SHARD PLACE
DATE: 05/03/2021
SCHEME IR: IR57
DRAWING No.: 8684-REL11-IS01-DD94

KEY:

- GAIN
- LOSS
- MAINTAINED LIT AREA
- 1 METRE GRID

F16

NSL CONTOURS

PROJECT: 8684 - NEW CITY COURT
REPORT TITLE: EXISTING VS. PROPOSED
ADDRESS: SHARD PLACE
DATE: 05/03/2021
SCHEME IR: IR57
DRAWING No.: 8684-REL11-IS01-DD95

KEY:

- GAIN
- LOSS
- MAINTAINED LIT AREA
- 1 METRE GRID

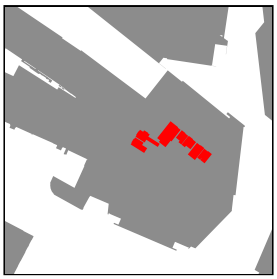

F17

NSL CONTOURS

PROJECT: 8684 - NEW CITY COURT
REPORT TITLE: EXISTING VS. PROPOSED
ADDRESS: SHARD PLACE
DATE: 05/03/2021
SCHEME IR: IR57
DRAWING No.: 8684-REL11-IS01-DD96

KEY:

GAIN

LOSS

MAINTAINED LIT AREA

1 METRE GRID

F17

NSL CONTOURS

PROJECT:	8684 - NEW CITY COURT
REPORT TITLE:	EXISTING VS. PROPOSED
ADDRESS:	SHARD PLACE
DATE:	05/03/2021
SCHEME IR:	IR57
DRAWING No.:	8684-REL11-IS01-DD97

KEY:

- GAIN
- LOSS
- MAINTAINED LIT AREA
- 1 METRE GRID

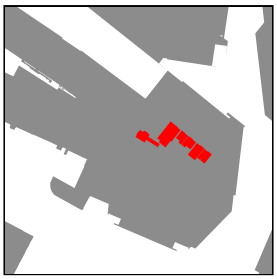

F18

NSL CONTOURS

PROJECT: 8684 - NEW CITY COURT
REPORT TITLE: EXISTING VS. PROPOSED
ADDRESS: SHARD PLACE
DATE: 05/03/2021
SCHEME IR: IR57
DRAWING No.: 8684-REL11-IS01-DD98

KEY:
GAIN
LOSS
MAINTAINED LIT AREA
1 METRE GRID

F18

NSL CONTOURS

PROJECT: 8684 - NEW CITY COURT
REPORT TITLE: EXISTING VS. PROPOSED
ADDRESS: SHARD PLACE
DATE: 05/03/2021
SCHEME IR: IR57
DRAWING No.: 8684-REL11-IS01-DD99

KEY:

GAIN

LOSS

MAINTAINED LIT AREA

1 METRE GRID

NSL CONTOURS

PROJECT:	8684 - NEW CITY COURT
REPORT TITLE:	EXISTING VS. PROPOSED
ADDRESS:	SHARD PLACE
DATE:	05/03/2021
SCHEME IR:	IR57
DRAWING No.:	8684-REL11-IS01-DD100

KEY:

- GAIN
- LOSS
- MAINTAINED LIT AREA
- 1 METRE GRID

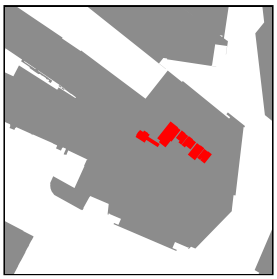

F19

NSL CONTOURS

PROJECT: 8684 - NEW CITY COURT
REPORT TITLE: EXISTING VS. PROPOSED
ADDRESS: SHARD PLACE
DATE: 05/03/2021
SCHEME IR: IR57
DRAWING No.: 8684-REL11-IS01-DD101

KEY:
- GAIN
- LOSS
- MAINTAINED LIT AREA
- 1 METRE GRID

F19

NSL CONTOURS

PROJECT: 8684 - NEW CITY COURT
REPORT TITLE: EXISTING VS. PROPOSED
ADDRESS: SHARD PLACE
DATE: 05/03/2021
SCHEME IR: IR57
DRAWING No.: 8684-REL11-IS01-DD102

KEY:

GAIN

LOSS

MAINTAINED LIT AREA

1 METRE GRID

NSL CONTOURS

PROJECT: 8684 - NEW CITY COURT
REPORT TITLE: EXISTING VS. PROPOSED
ADDRESS: SHARD PLACE
DATE: 05/03/2021
SCHEME IR: IR57
DRAWING No.: 8684-REL11-IS01-DD103

KEY:
- GAIN
- LOSS
- MAINTAINED LIT AREA
- 1 METRE GRID

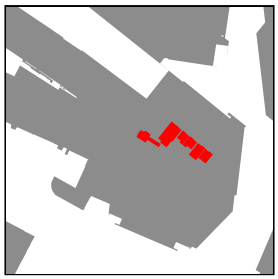

F20

NSL CONTOURS

PROJECT: 8684 - NEW CITY COURT
REPORT TITLE: EXISTING VS. PROPOSED
ADDRESS: SHARD PLACE
DATE: 05/03/2021
SCHEME IR: IR57
DRAWING No.: 8684-REL11-IS01-DD104

KEY:
- GAIN
- LOSS
- MAINTAINED LIT AREA
- 1 METRE GRID

F20

NSL CONTOURS

PROJECT: 8684 - NEW CITY COURT
REPORT TITLE: EXISTING VS. PROPOSED
ADDRESS: SHARD PLACE
DATE: 05/03/2021
SCHEME IR: IR57
DRAWING No.: 8684-REL11-IS01-DD105

KEY:

- GAIN
- LOSS
- MAINTAINED LIT AREA
- 1 METRE GRID

F20

NSL CONTOURS

PROJECT: 8684 - NEW CITY COURT
REPORT TITLE: EXISTING VS. PROPOSED
ADDRESS: SHARD PLACE
DATE: 05/03/2021
SCHEME IR: IR57
DRAWING No.: 8684-REL11-IS01-DD106

KEY:
- GAIN
- LOSS
- MAINTAINED LIT AREA
- 1 METRE GRID

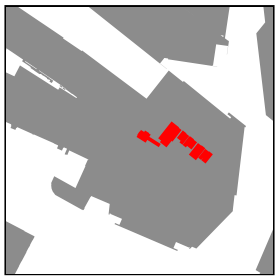

F21

NSL CONTOURS

PROJECT: 8684 - NEW CITY COURT
REPORT TITLE: EXISTING VS. PROPOSED
ADDRESS: SHARD PLACE
DATE: 05/03/2021
SCHEME IR: IR57
DRAWING No.: 8684-REL11-IS01-DD107

KEY:
- GAIN
- LOSS
- MAINTAINED LIT AREA
- 1 METRE GRID

F21

NSL CONTOURS

PROJECT: 8684 - NEW CITY COURT
REPORT TITLE: EXISTING VS. PROPOSED
ADDRESS: SHARD PLACE
DATE: 05/03/2021
SCHEME IR: IR57
DRAWING No.: 8684-REL11-IS01-DD108

KEY:

GAIN

LOSS

MAINTAINED LIT AREA

1 METRE GRID

F21

NSL CONTOURS

PROJECT:	8684 - NEW CITY COURT
REPORT TITLE:	EXISTING VS. PROPOSED
ADDRESS:	SHARD PLACE
DATE:	05/03/2021
SCHEME IR:	IR57
DRAWING No.:	8684-REL11-IS01-DD109

KEY:

- GAIN
- LOSS
- MAINTAINED LIT AREA
- 1 METRE GRID

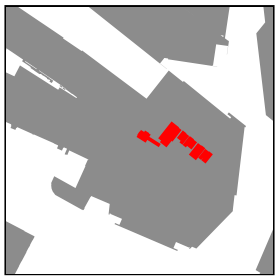

F22

NSL CONTOURS

PROJECT: 8684 - NEW CITY COURT
REPORT TITLE: EXISTING VS. PROPOSED
ADDRESS: SHARD PLACE
DATE: 05/03/2021
SCHEME IR: IR57
DRAWING No.: 8684-REL11-IS01-DD110

KEY:
- GAIN
- LOSS
- MAINTAINED LIT AREA
- 1 METRE GRID

F22

NSL CONTOURS

PROJECT: 8684 - NEW CITY COURT
REPORT TITLE: EXISTING VS. PROPOSED
ADDRESS: SHARD PLACE
DATE: 05/03/2021
SCHEME IR: IR57
DRAWING No.: 8684-REL11-IS01-DD111

KEY:

- GAIN
- LOSS
- MAINTAINED LIT AREA
- 1 METRE GRID

F22

NSL CONTOURS

PROJECT: 8684 - NEW CITY COURT
REPORT TITLE: EXISTING VS. PROPOSED
ADDRESS: SHARD PLACE
DATE: 05/03/2021
SCHEME IR: IR57
DRAWING No.: 8684-REL11-IS01-DD112

KEY:
- GAIN
- LOSS
- MAINTAINED LIT AREA
- 1 METRE GRID

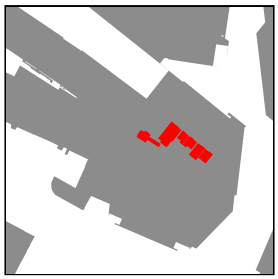

F23

NSL CONTOURS

PROJECT: 8684 - NEW CITY COURT
REPORT TITLE: EXISTING VS. PROPOSED
ADDRESS: SHARD PLACE
DATE: 05/03/2021
SCHEME IR: IR57
DRAWING No.: 8684-REL11-IS01-DD113

KEY:
- GAIN
- LOSS
- MAINTAINED LIT AREA
- 1 METRE GRID

F23

NSL CONTOURS

PROJECT: 8684 - NEW CITY COURT
REPORT TITLE: EXISTING VS. PROPOSED
ADDRESS: SHARD PLACE
DATE: 05/03/2021
SCHEME IR: IR57
DRAWING No.: 8684-REL11-IS01-DD114

KEY:

- GAIN
- LOSS
- MAINTAINED LIT AREA
- 1 METRE GRID

F23

NSL CONTOURS

PROJECT: 8684 - NEW CITY COURT
REPORT TITLE: EXISTING VS. PROPOSED
ADDRESS: SHARD PLACE
DATE: 05/03/2021
SCHEME IR: IR57
DRAWING No.: 8684-REL11-IS01-DD115

KEY:

- GAIN
- LOSS
- MAINTAINED LIT AREA
- 1 METRE GRID

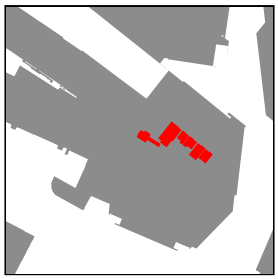

F24

NSL CONTOURS

PROJECT: 8684 - NEW CITY COURT
REPORT TITLE: EXISTING VS. PROPOSED
ADDRESS: SHARD PLACE
DATE: 05/03/2021
SCHEME IR: IR57
DRAWING No.: 8684-REL11-IS01-DD116

KEY:
- GAIN
- LOSS
- MAINTAINED LIT AREA
- 1 METRE GRID

F24

NSL CONTOURS

PROJECT: 8684 - NEW CITY COURT
REPORT TITLE: EXISTING VS. PROPOSED
ADDRESS: SHARD PLACE
DATE: 05/03/2021
SCHEME IR: IR57
DRAWING No.: 8684-REL11-IS01-DD117

KEY:

- GAIN
- LOSS
- MAINTAINED LIT AREA
- 1 METRE GRID

F24

NSL CONTOURS

PROJECT:	8684 - NEW CITY COURT
REPORT TITLE:	EXISTING VS. PROPOSED
ADDRESS:	SHARD PLACE
DATE:	05/03/2021
SCHEME IR:	IR57
DRAWING No.:	8684-REL11-IS01-DD118

KEY:

- GAIN
- LOSS
- MAINTAINED LIT AREA
- 1 METRE GRID

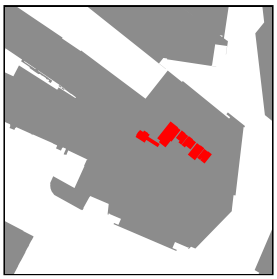

F25

NSL CONTOURS

PROJECT: 8684 - NEW CITY COURT
REPORT TITLE: EXISTING VS. PROPOSED
ADDRESS: SHARD PLACE
DATE: 05/03/2021
SCHEME IR: IR57
DRAWING No.: 8684-REL11-IS01-DD119

KEY:
- GAIN
- LOSS
- MAINTAINED LIT AREA
- 1 METRE GRID

F25

NSL CONTOURS

PROJECT: 8684 - NEW CITY COURT
REPORT TITLE: EXISTING VS. PROPOSED
ADDRESS: SHARD PLACE
DATE: 05/03/2021
SCHEME IR: IR57
DRAWING No.: 8684-REL11-IS01-DD120

KEY:

- GAIN
- LOSS
- MAINTAINED LIT AREA
- 1 METRE GRID

F25

NSL CONTOURS

PROJECT: 8684 - NEW CITY COURT
REPORT TITLE: EXISTING VS. PROPOSED
ADDRESS: SHARD PLACE
DATE: 05/03/2021
SCHEME IR: IR57
DRAWING No.: 8684-REL11-IS01-DD121

KEY:

- GAIN
- LOSS
- MAINTAINED LIT AREA
- 1 METRE GRID

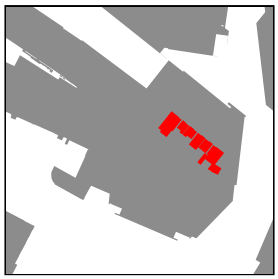

F26

NSL CONTOURS

PROJECT: 8684 - NEW CITY COURT
REPORT TITLE: EXISTING VS. PROPOSED
ADDRESS: SHARD PLACE
DATE: 05/03/2021
SCHEME IR: IR57
DRAWING No.: 8684-REL11-IS01-DD122

KEY:

- GAIN
- LOSS
- MAINTAINED LIT AREA
- 1 METRE GRID

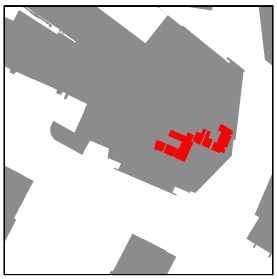

F26

NSL CONTOURS

PROJECT:	8684 - NEW CITY COURT
REPORT TITLE:	EXISTING VS. PROPOSED
ADDRESS:	SHARD PLACE
DATE:	05/03/2021
SCHEME IR:	IR57
DRAWING No.:	8684-REL11-IS01-DD123

KEY:

- GAIN
- LOSS
- MAINTAINED LIT AREA
- 1 METRE GRID

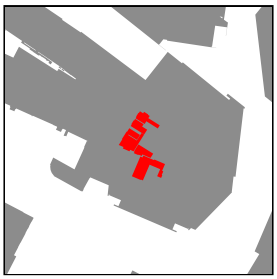

F26

NSL CONTOURS

PROJECT: 8684 - NEW CITY COURT
REPORT TITLE: EXISTING VS. PROPOSED
ADDRESS: 43 BOROUGH HIGH STREET
DATE: 05/03/2021
SCHEME IR: IR57
DRAWING No.: 8684-REL11-IS01-DD124

KEY:
- GAIN
- LOSS
- MAINTAINED LIT AREA
- 1 METRE GRID

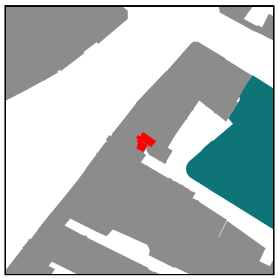

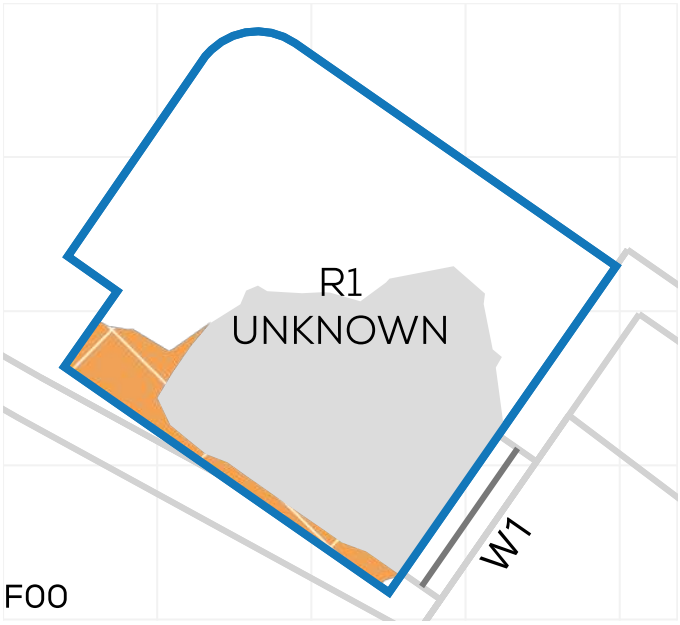

F00

F01

F02

F03

NSL CONTOURS

PROJECT:	8684 - NEW CITY COURT
REPORT TITLE:	EXISTING VS. PROPOSED
ADDRESS:	43 BOROUGH HIGH STREET
DATE:	05/03/2021
SCHEME IR:	IR57
DRAWING No.:	8684-REL11-IS01-DD125

KEY:

- GAIN
- LOSS
- MAINTAINED LIT AREA
- 1 METRE GRID

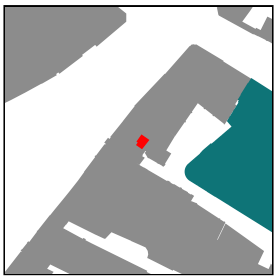

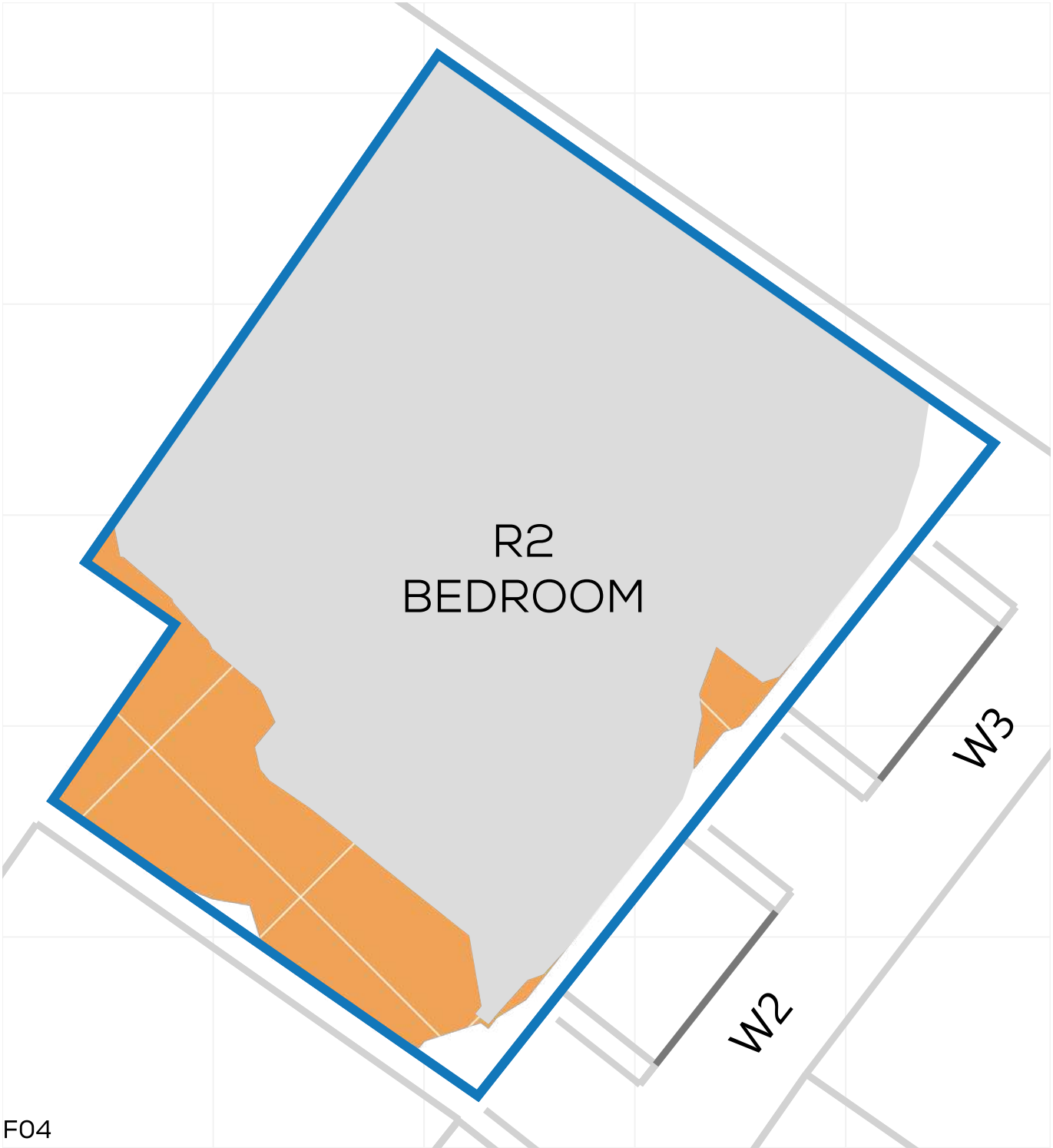

F04

NSL CONTOURS

PROJECT: 8684 - NEW CITY COURT
REPORT TITLE: EXISTING VS. PROPOSED
ADDRESS: SOUTHWARK CATHEDRAL
DATE: 05/03/2021
SCHEME IR: IR57
DRAWING No.: 8684-REL11-IS01-DD126

KEY:

- GAIN
- LOSS
- MAINTAINED LIT AREA
- 1 METRE GRID

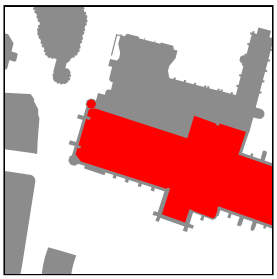

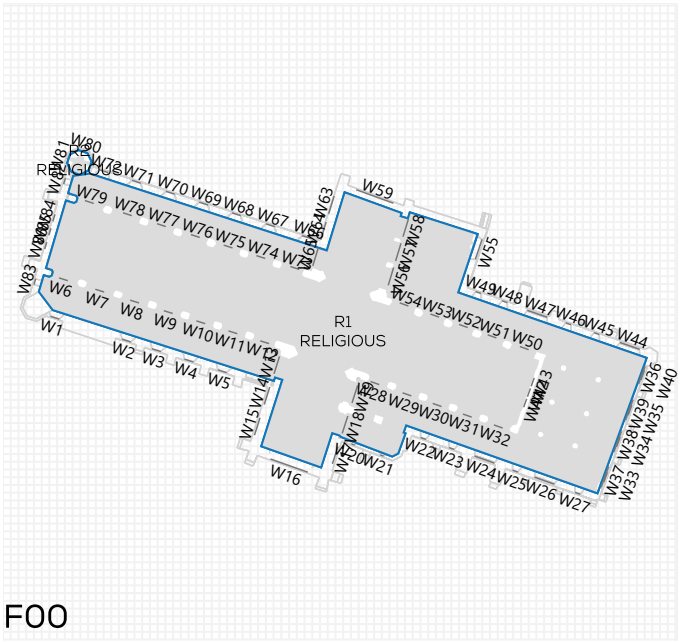

F00

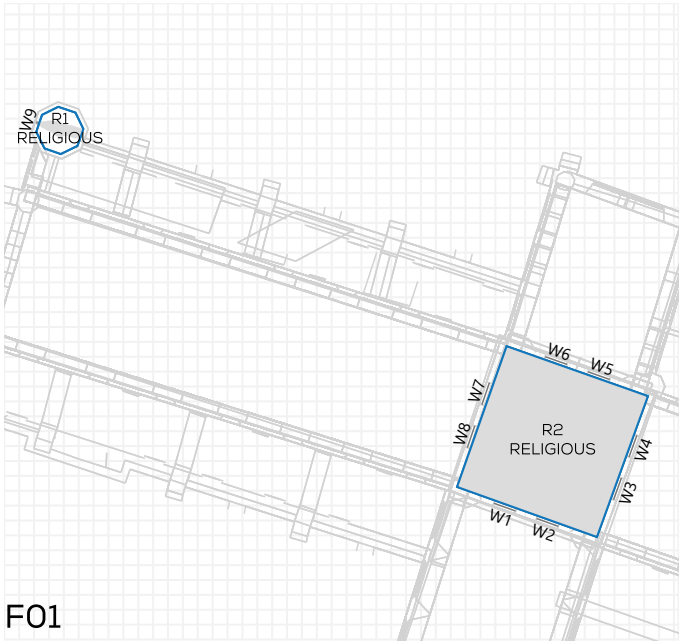

F01

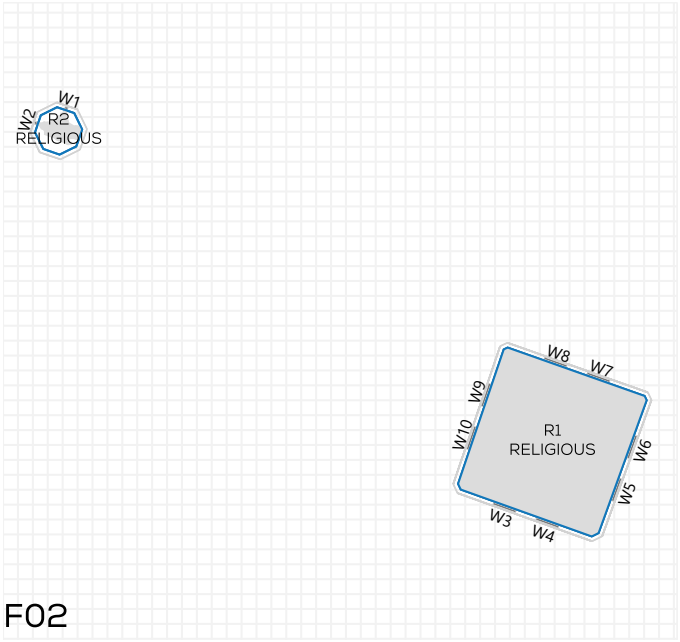

F02

NSL CONTOURS

PROJECT: 8684 - NEW CITY COURT
REPORT TITLE: EXISTING VS. PROPOSED
ADDRESS: 8 BEDALE ST
DATE: 05/03/2021
SCHEME IR: IR57
DRAWING No.: 8684-REL11-IS01-DD127

KEY:
- GAIN
- LOSS
- MAINTAINED LIT AREA
- 1 METRE GRID

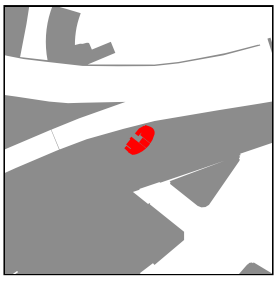

F02

F03

NSL CONTOURS

PROJECT: 8684 - NEW CITY COURT
REPORT TITLE: EXISTING VS. PROPOSED
ADDRESS: 24 SOUTHWARK ST
DATE: 05/03/2021
SCHEME IR: IR57
DRAWING No.: 8684-REL11-IS01-DD128

KEY:

- GAIN
- LOSS
- MAINTAINED LIT AREA
- 1 METRE GRID

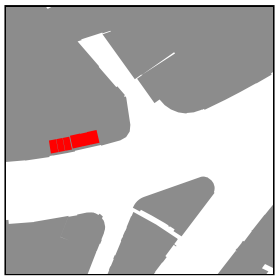

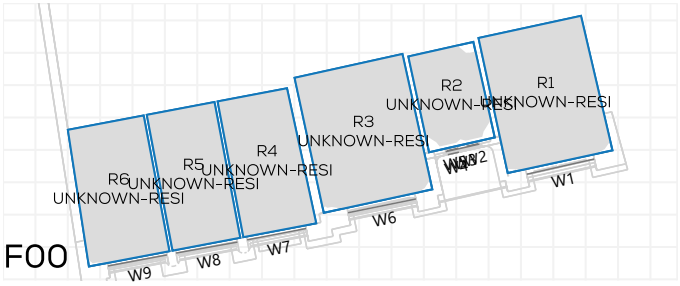

F00

F01

F02

F03

NSL CONTOURS

PROJECT:	8684 - NEW CITY COURT
REPORT TITLE:	EXISTING VS. PROPOSED
ADDRESS:	24 SOUTHWARK ST
DATE:	05/03/2021
SCHEME IR:	IR57
DRAWING No.:	8684-REL11-IS01-DD129

KEY:

- GAIN
- LOSS
- MAINTAINED LIT AREA
- 1 METRE GRID

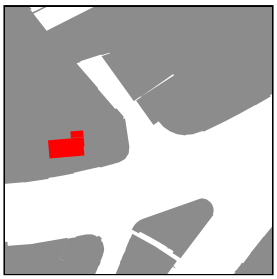

F04

NSL CONTOURS

PROJECT:	8684 - NEW CITY COURT
REPORT TITLE:	EXISTING VS. PROPOSED
ADDRESS:	SHEPHERDS HOUSE - TALBOT YARD
DATE:	05/03/2021
SCHEME IR:	IR57
DRAWING No.:	8684-REL11-IS01-DD130

KEY:

- GAIN
- LOSS
- MAINTAINED LIT AREA
- 1 METRE GRID

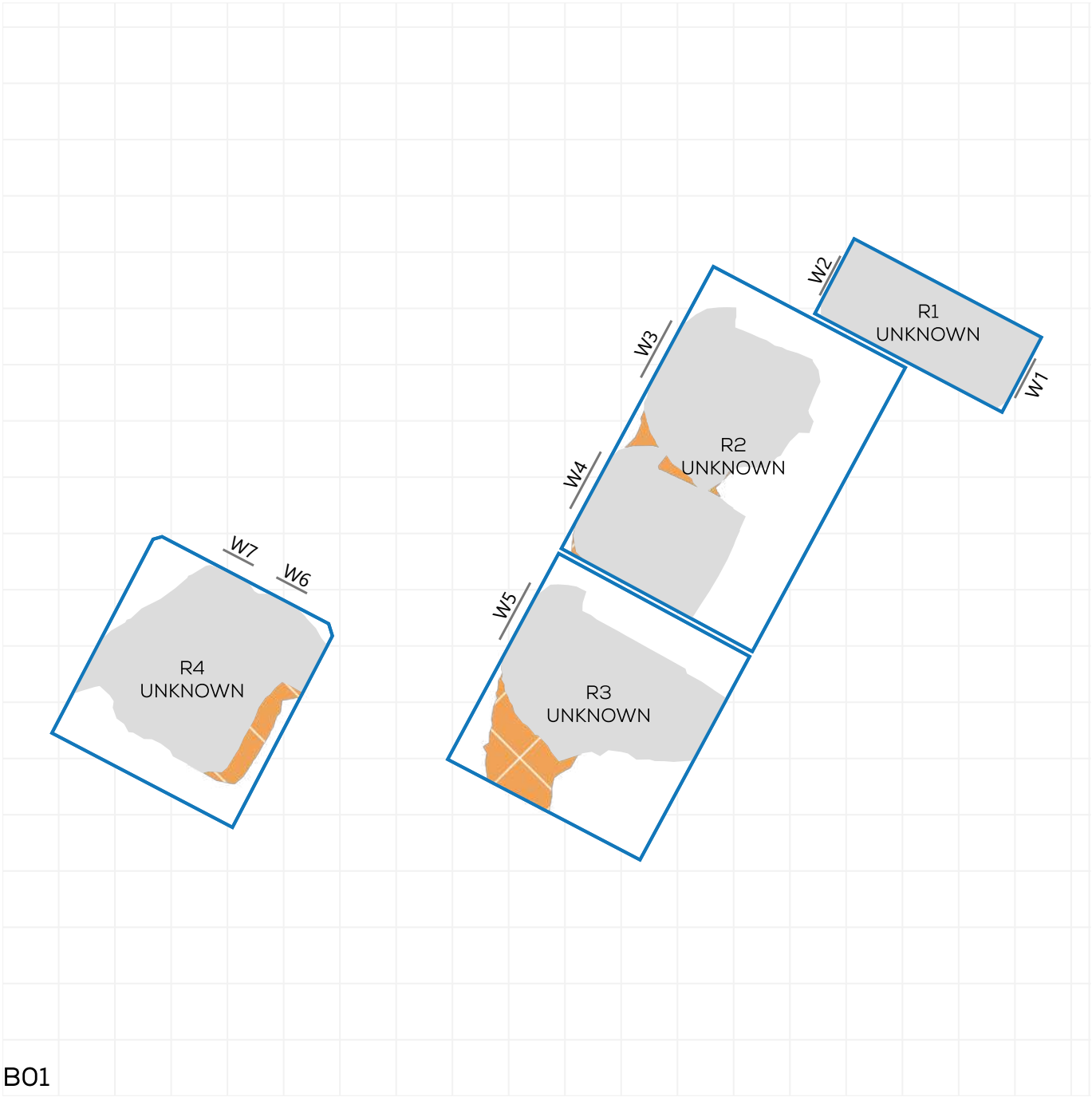

B01

NSL CONTOURS

PROJECT:	8684 - NEW CITY COURT
REPORT TITLE:	EXISTING VS. PROPOSED
ADDRESS:	SHEPHERDS HOUSE - TALBOT YARD
DATE:	05/03/2021
SCHEME IR:	IR57
DRAWING No.:	8684-REL11-IS01-DD131

KEY:

- GAIN
- LOSS
- MAINTAINED LIT AREA
- 1 METRE GRID

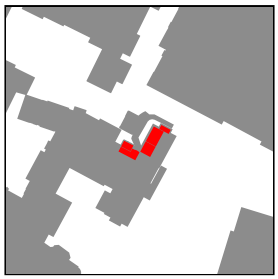

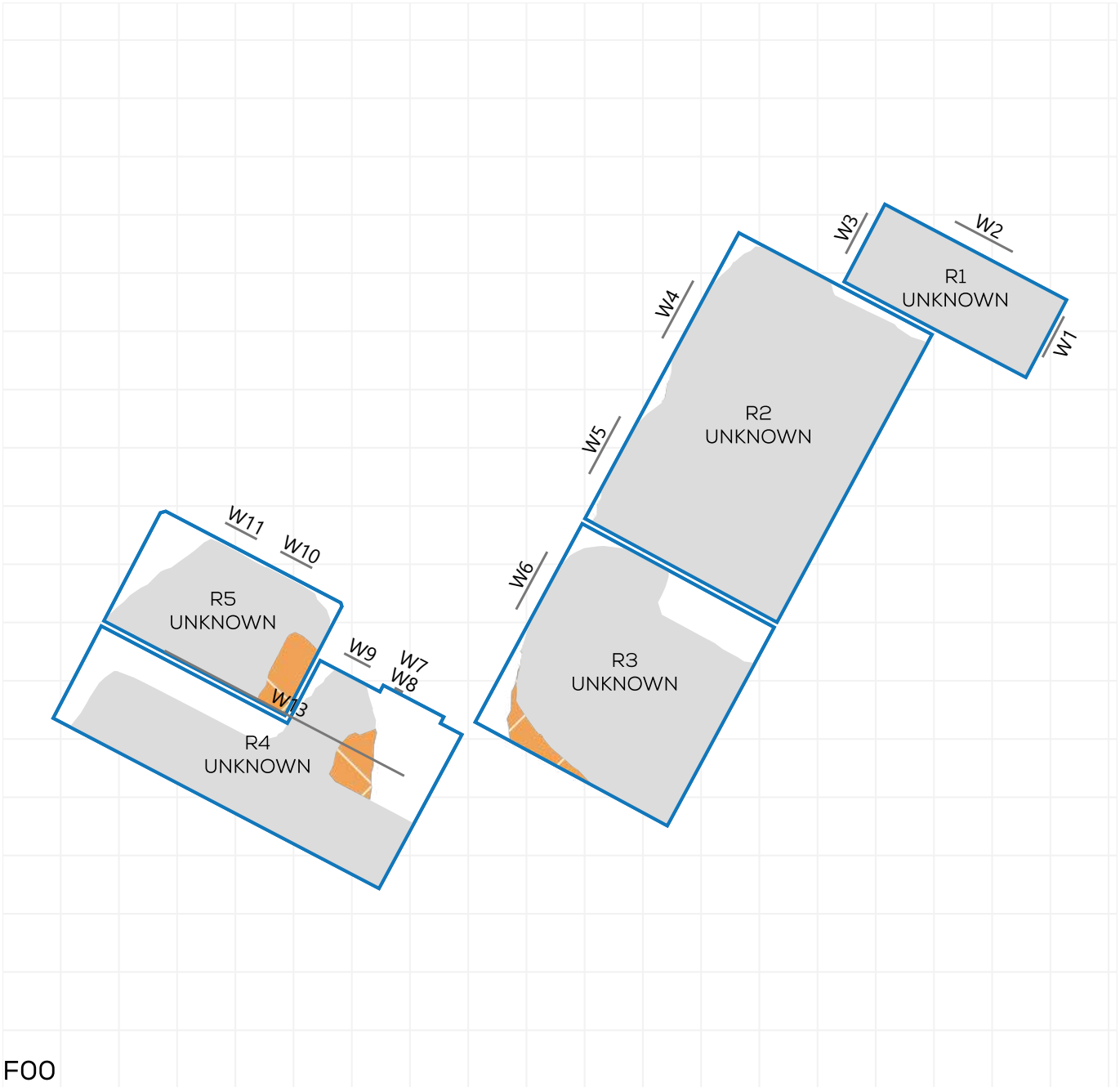

F00

NSL CONTOURS

PROJECT:	8684 - NEW CITY COURT
REPORT TITLE:	EXISTING VS. PROPOSED
ADDRESS:	SHEPHERDS HOUSE - TALBOT YARD
DATE:	05/03/2021
SCHEME IR:	IR57
DRAWING No.:	8684-REL11-IS01-DD132

KEY:

- GAIN
- LOSS
- MAINTAINED LIT AREA
- 1 METRE GRID

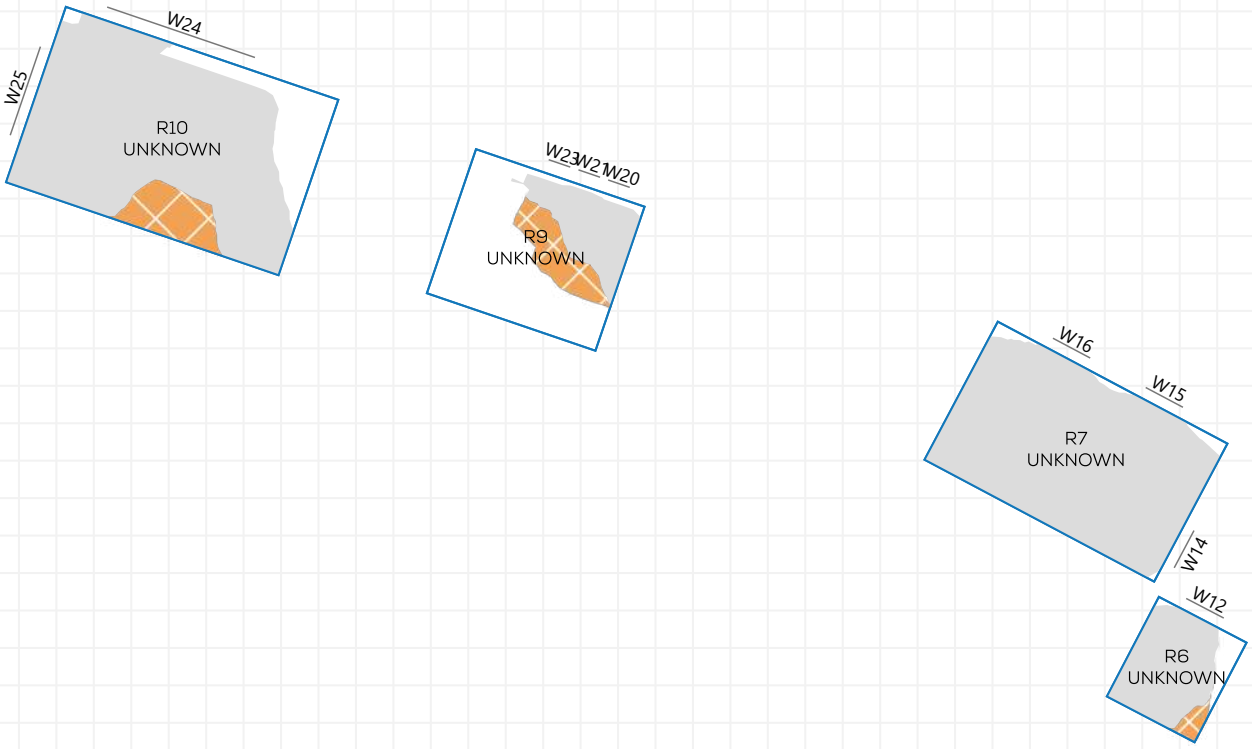

F00

NSL CONTOURS

PROJECT: 8684 - NEW CITY COURT
REPORT TITLE: EXISTING VS. PROPOSED
ADDRESS: SHEPHERDS HOUSE - TALBOT YARD
DATE: 05/03/2021
SCHEME IR: IR57
DRAWING No.: 8684-REL11-IS01-DD133

KEY:
- GAIN
- LOSS
- MAINTAINED LIT AREA
- 1 METRE GRID

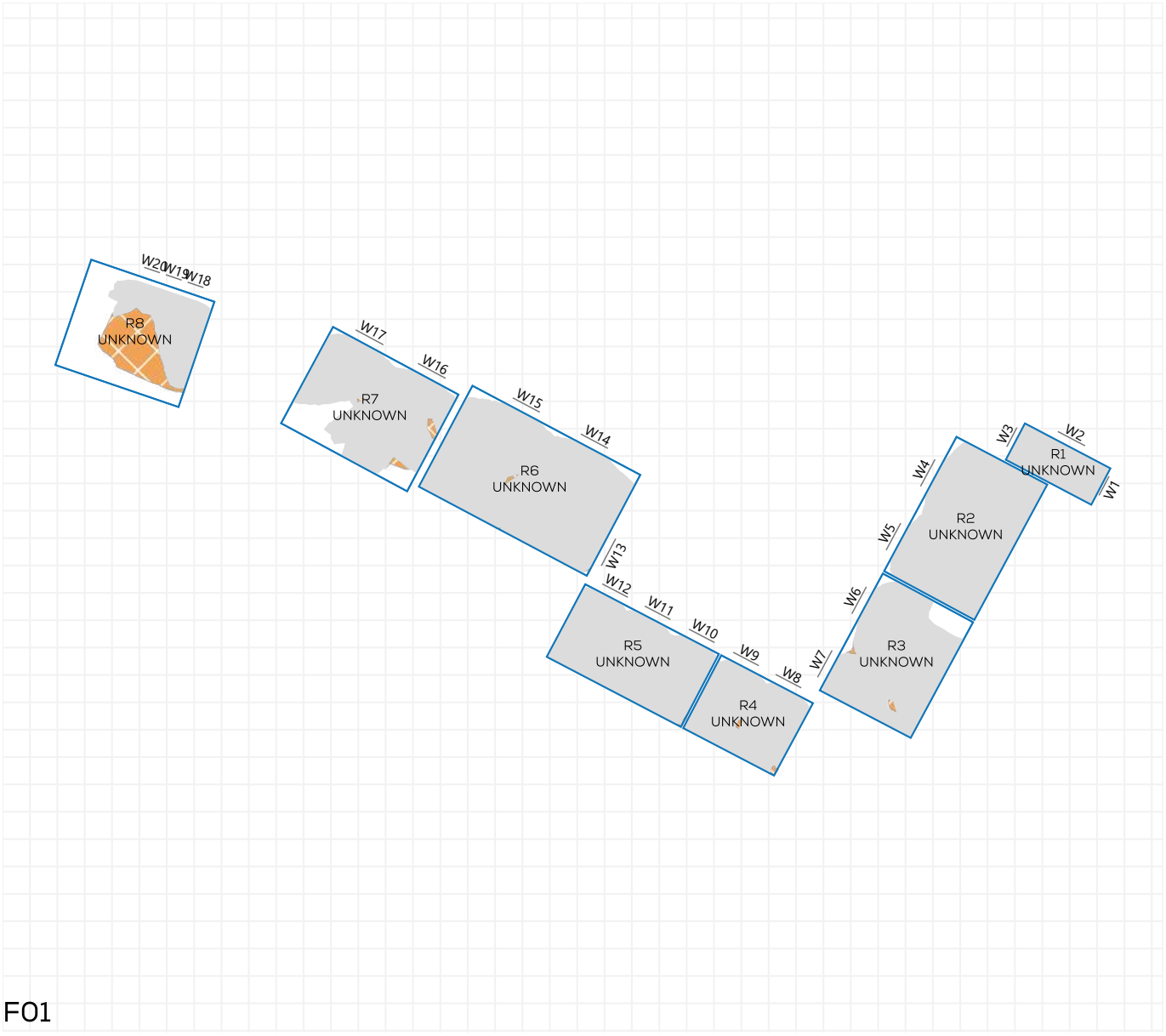

F01

NSL CONTOURS

PROJECT: 8684 - NEW CITY COURT
REPORT TITLE: EXISTING VS. PROPOSED
ADDRESS: SHEPHERDS HOUSE - TALBOT YARD
DATE: 05/03/2021
SCHEME IR: IR57
DRAWING No.: 8684-REL11-IS01-DD134

KEY:
- GAIN
- LOSS
- MAINTAINED LIT AREA
- 1 METRE GRID

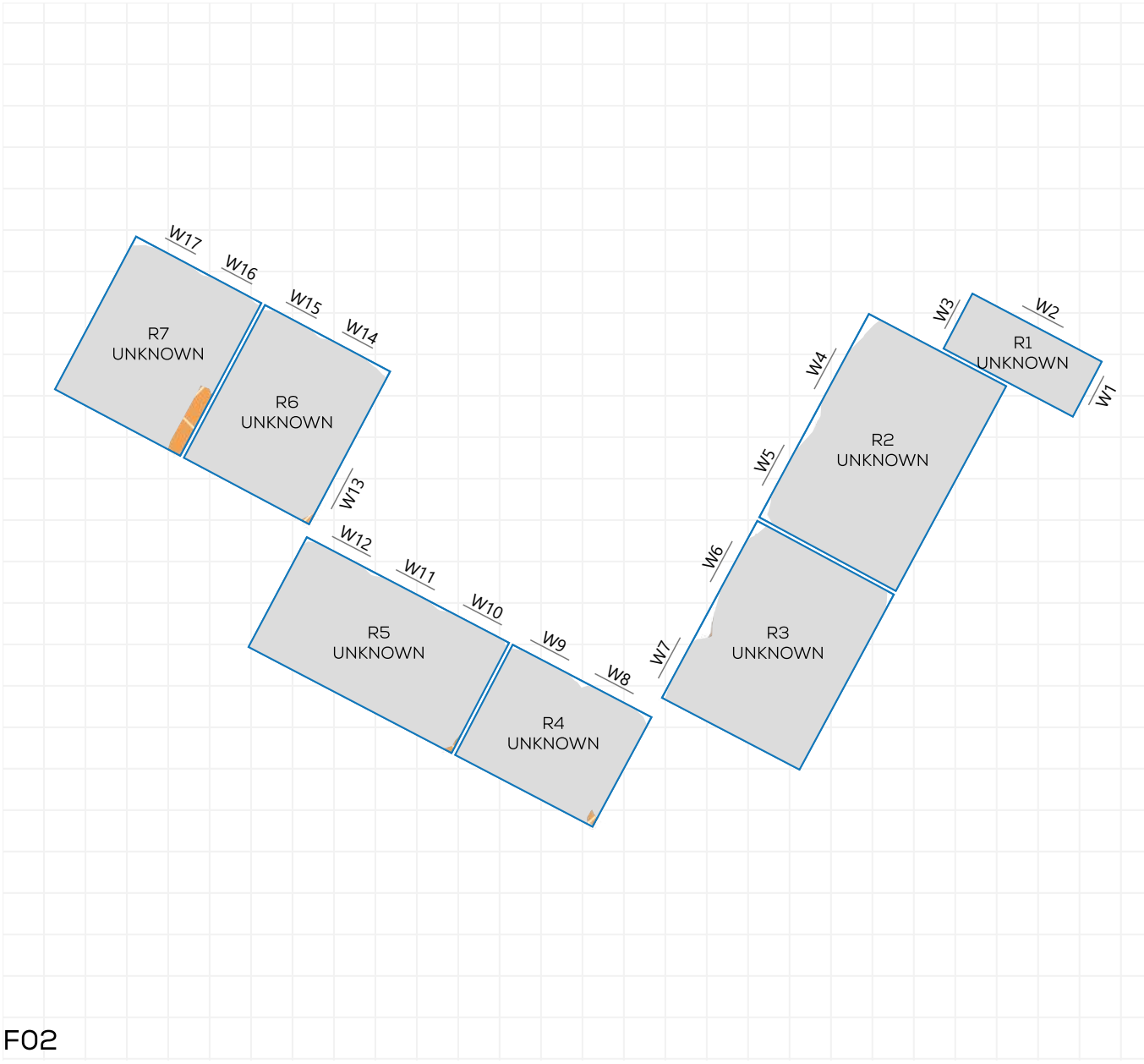

F02

NSL CONTOURS

PROJECT: 8684 - NEW CITY COURT
REPORT TITLE: EXISTING VS. PROPOSED
ADDRESS: SHEPHERDS HOUSE - TALBOT YARD
DATE: 05/03/2021
SCHEME IR: IR57
DRAWING No.: 8684-REL11-IS01-DD135

KEY:
- GAIN
- LOSS
- MAINTAINED LIT AREA
- 1 METRE GRID

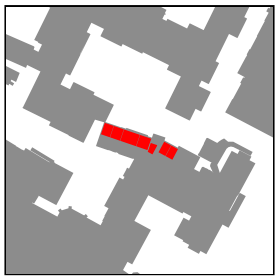

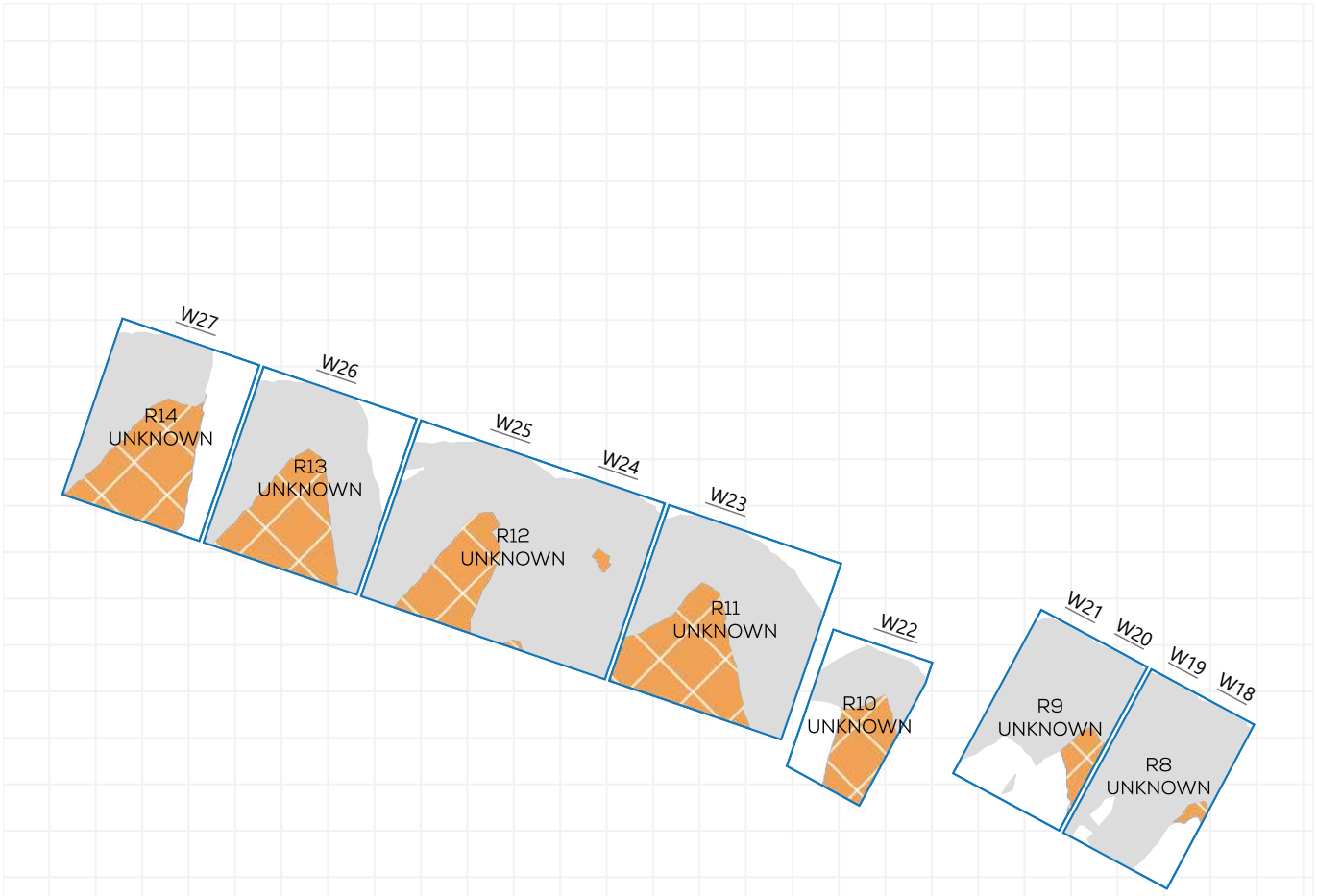

F02

NSL CONTOURS

PROJECT: 8684 - NEW CITY COURT
REPORT TITLE: EXISTING VS. PROPOSED
ADDRESS: SHEPHERDS HOUSE - TALBOT YARD
DATE: 05/03/2021
SCHEME IR: IR57
DRAWING No.: 8684-REL11-IS01-DD136

KEY:
- GAIN
- LOSS
- MAINTAINED LIT AREA
- 1 METRE GRID

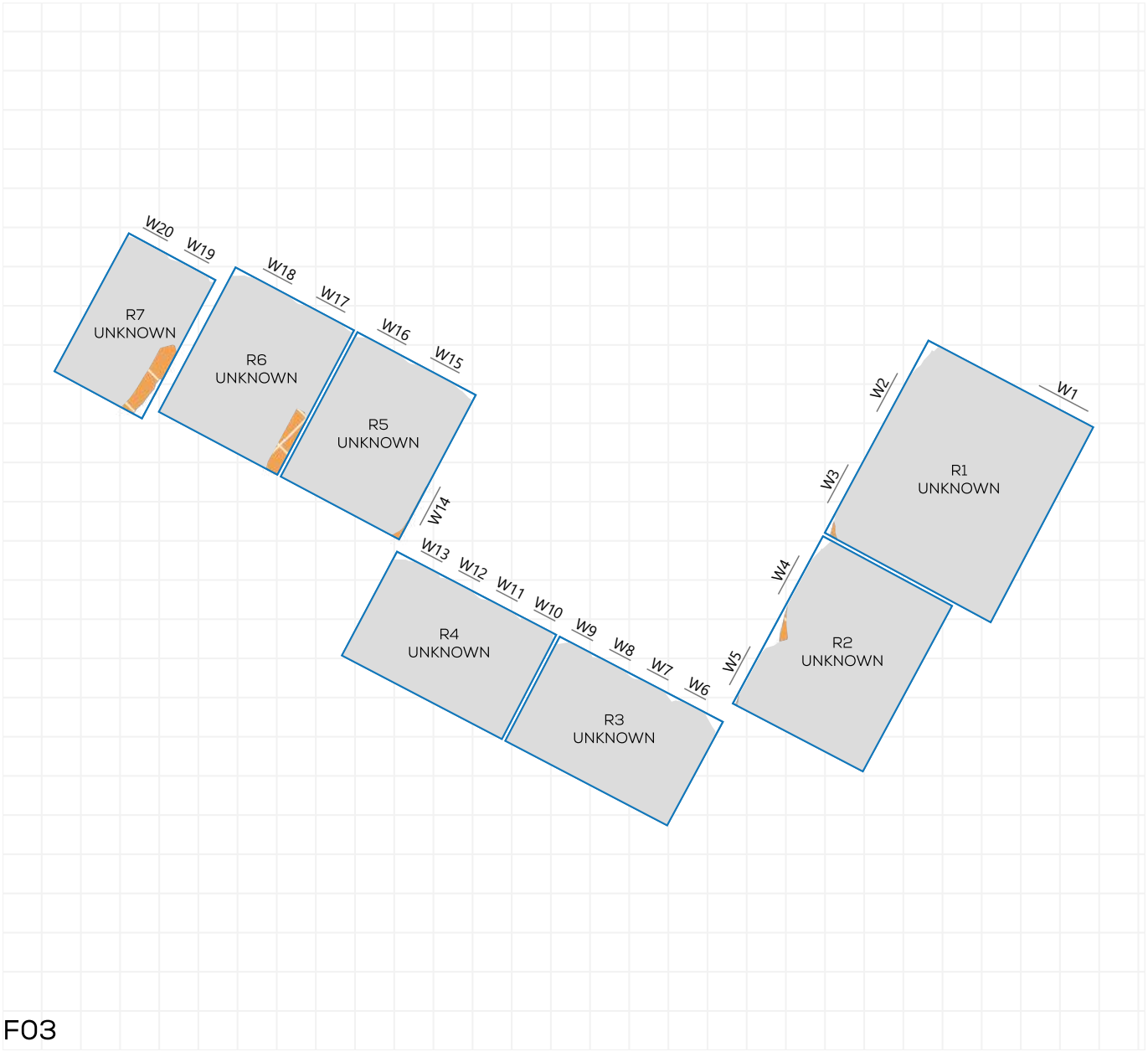

F03

NSL CONTOURS

PROJECT: 8684 - NEW CITY COURT
REPORT TITLE: EXISTING VS. PROPOSED
ADDRESS: SHEPHERDS HOUSE - TALBOT YARD
DATE: 05/03/2021
SCHEME IR: IR57
DRAWING No.: 8684-REL11-IS01-DD137

KEY:

- GAIN
- LOSS
- MAINTAINED LIT AREA
- 1 METRE GRID

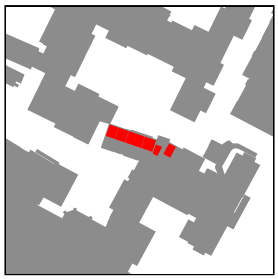

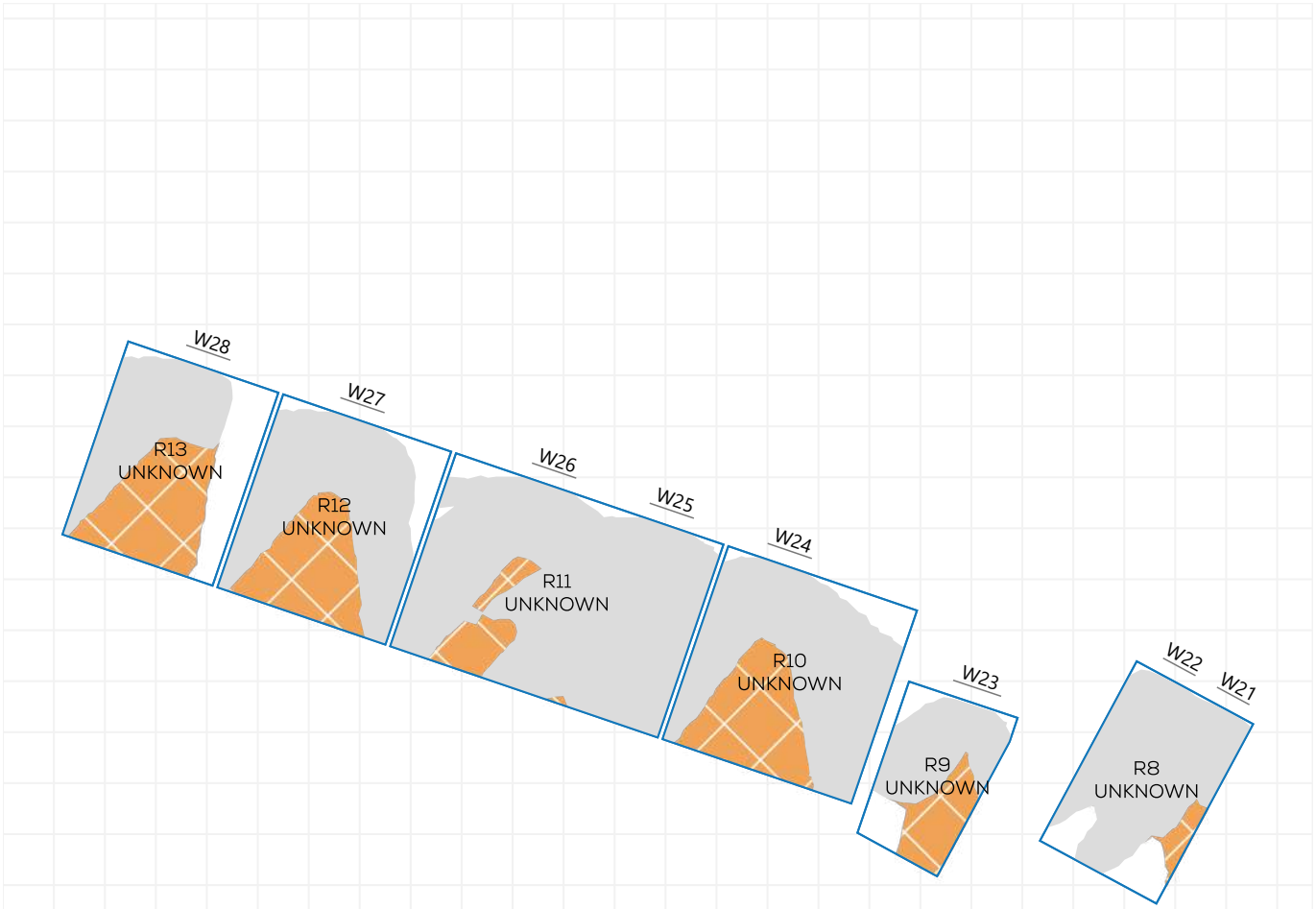

F03

NSL CONTOURS

PROJECT: 8684 - NEW CITY COURT
REPORT TITLE: EXISTING VS. PROPOSED
ADDRESS: SHEPHERDS HOUSE - TALBOT YARD
DATE: 05/03/2021
SCHEME IR: IR57
DRAWING No.: 8684-REL11-IS01-DD138

KEY:
- GAIN
- LOSS
- MAINTAINED LIT AREA
- 1 METRE GRID

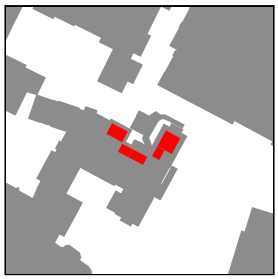

F04

NSL CONTOURS

PROJECT: 8684 - NEW CITY COURT
REPORT TITLE: EXISTING VS. PROPOSED
ADDRESS: SHEPHERDS HOUSE - TALBOT YARD
DATE: 05/03/2021
SCHEME IR: IR57
DRAWING No.: 8684-REL11-IS01-DD139

KEY:
- GAIN
- LOSS
- MAINTAINED LIT AREA
- 1 METRE GRID

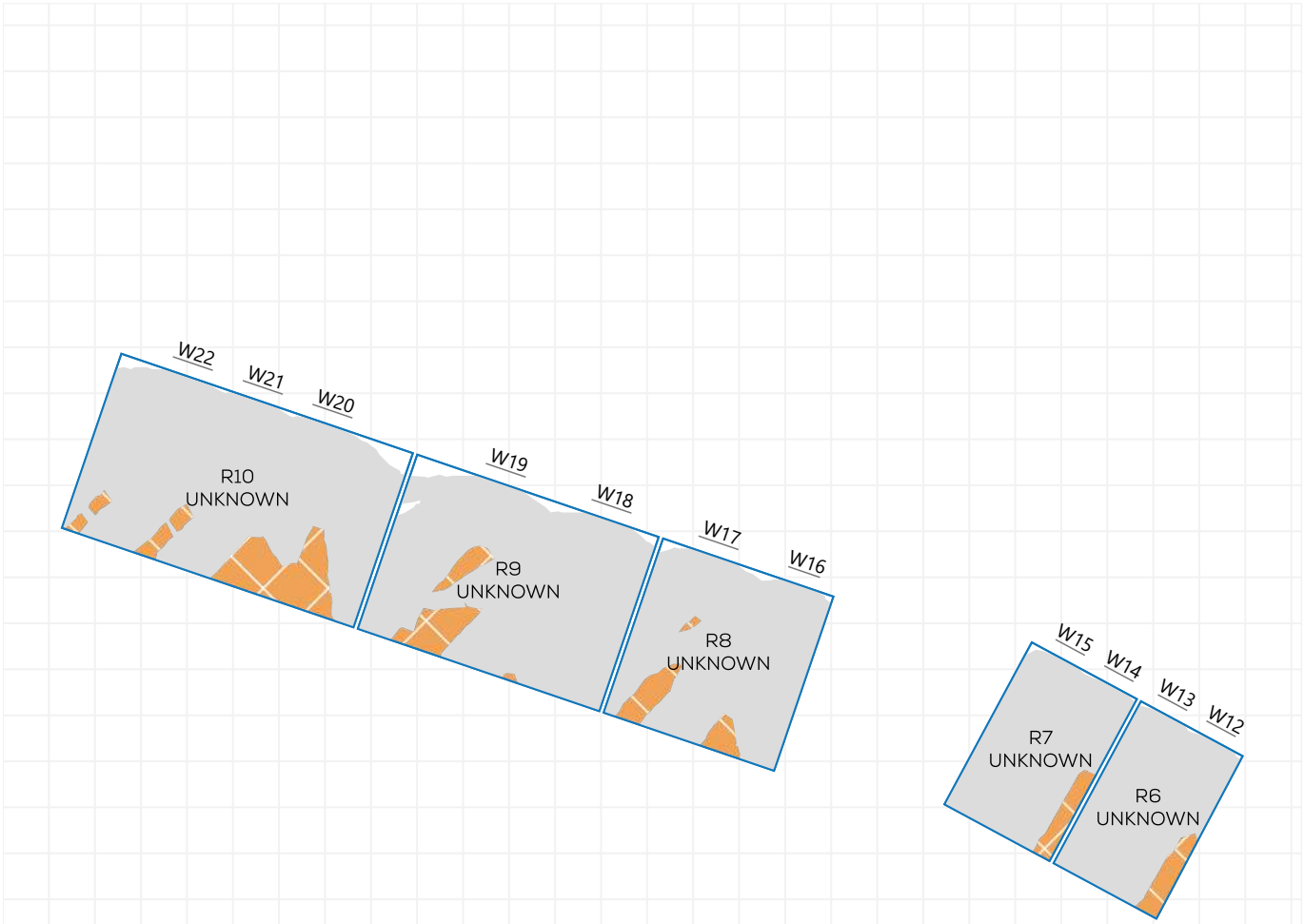

F04

NSL CONTOURS

PROJECT:	8684 - NEW CITY COURT
REPORT TITLE:	EXISTING VS. PROPOSED
ADDRESS:	SHEPHERDS HOUSE - TALBOT YARD
DATE:	05/03/2021
SCHEME IR:	IR57
DRAWING No.:	8684-REL11-IS01-DD140

KEY:

- GAIN
- LOSS
- MAINTAINED LIT AREA
- 1 METRE GRID

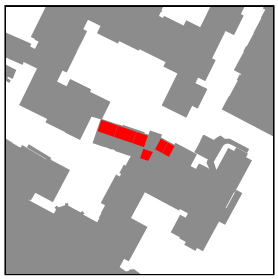

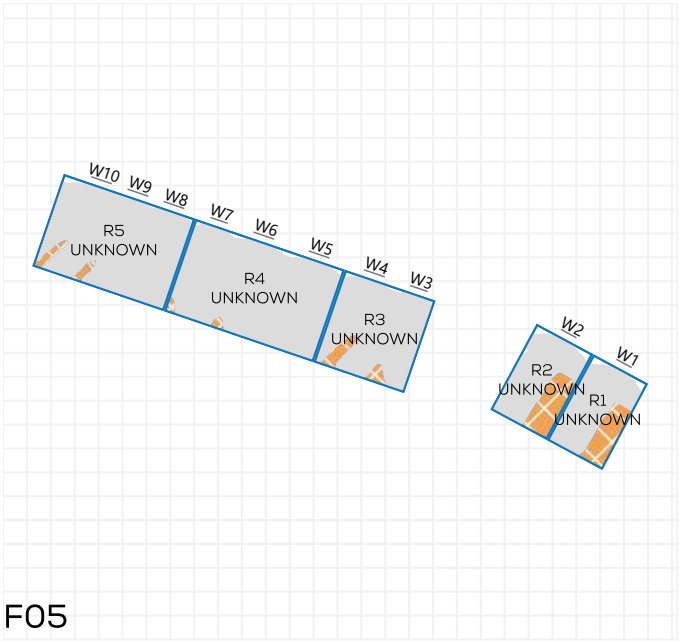

F05

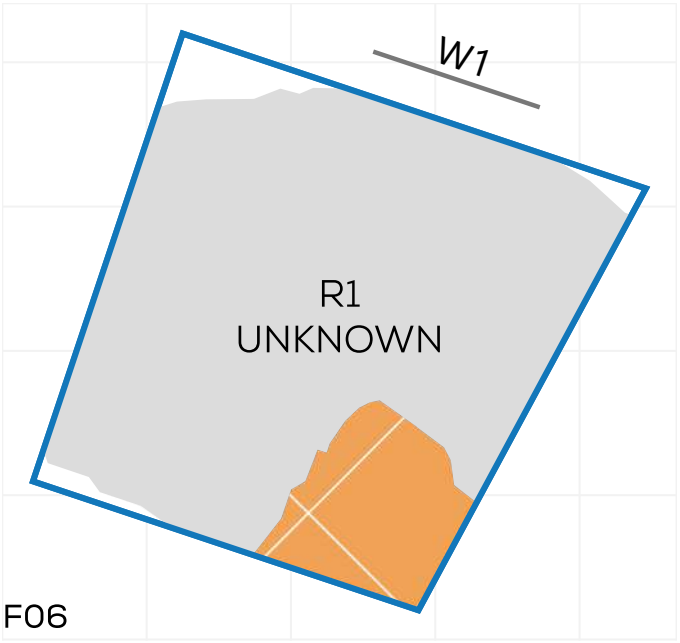

F06

NSL CONTOURS

PROJECT:	8684 - NEW CITY COURT
REPORT TITLE:	EXISTING VS. PROPOSED
ADDRESS:	GUYS CAMPUS
DATE:	05/03/2021
SCHEME IR:	IR57
DRAWING No.:	8684-REL11-IS01-DD141

KEY:

- GAIN
- LOSS
- MAINTAINED LIT AREA
- 1 METRE GRID

F01

NSL CONTOURS

PROJECT:	8684 - NEW CITY COURT
REPORT TITLE:	EXISTING VS. PROPOSED
ADDRESS:	GUYS CAMPUS
DATE:	05/03/2021
SCHEME IR:	IR57
DRAWING No.:	8684-REL11-IS01-DD142

KEY:

- GAIN
- LOSS
- MAINTAINED LIT AREA
- 1 METRE GRID

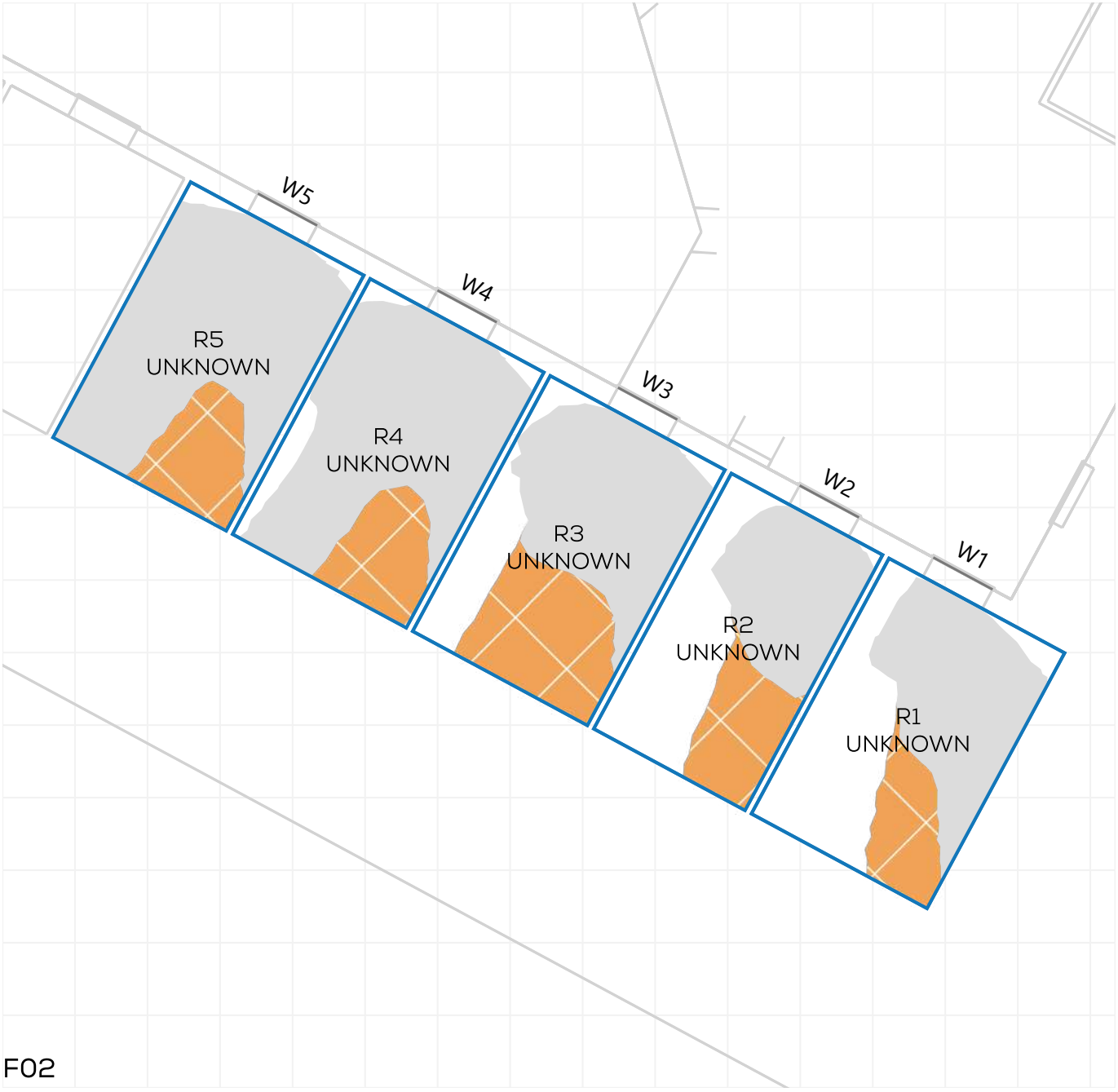

F02

NSL CONTOURS

PROJECT:	8684 - NEW CITY COURT
REPORT TITLE:	EXISTING VS. PROPOSED
ADDRESS:	GUYS CAMPUS
DATE:	05/03/2021
SCHEME IR:	IR57
DRAWING No.:	8684-REL11-IS01-DD143

KEY:

- GAIN
- LOSS
- MAINTAINED LIT AREA
- 1 METRE GRID

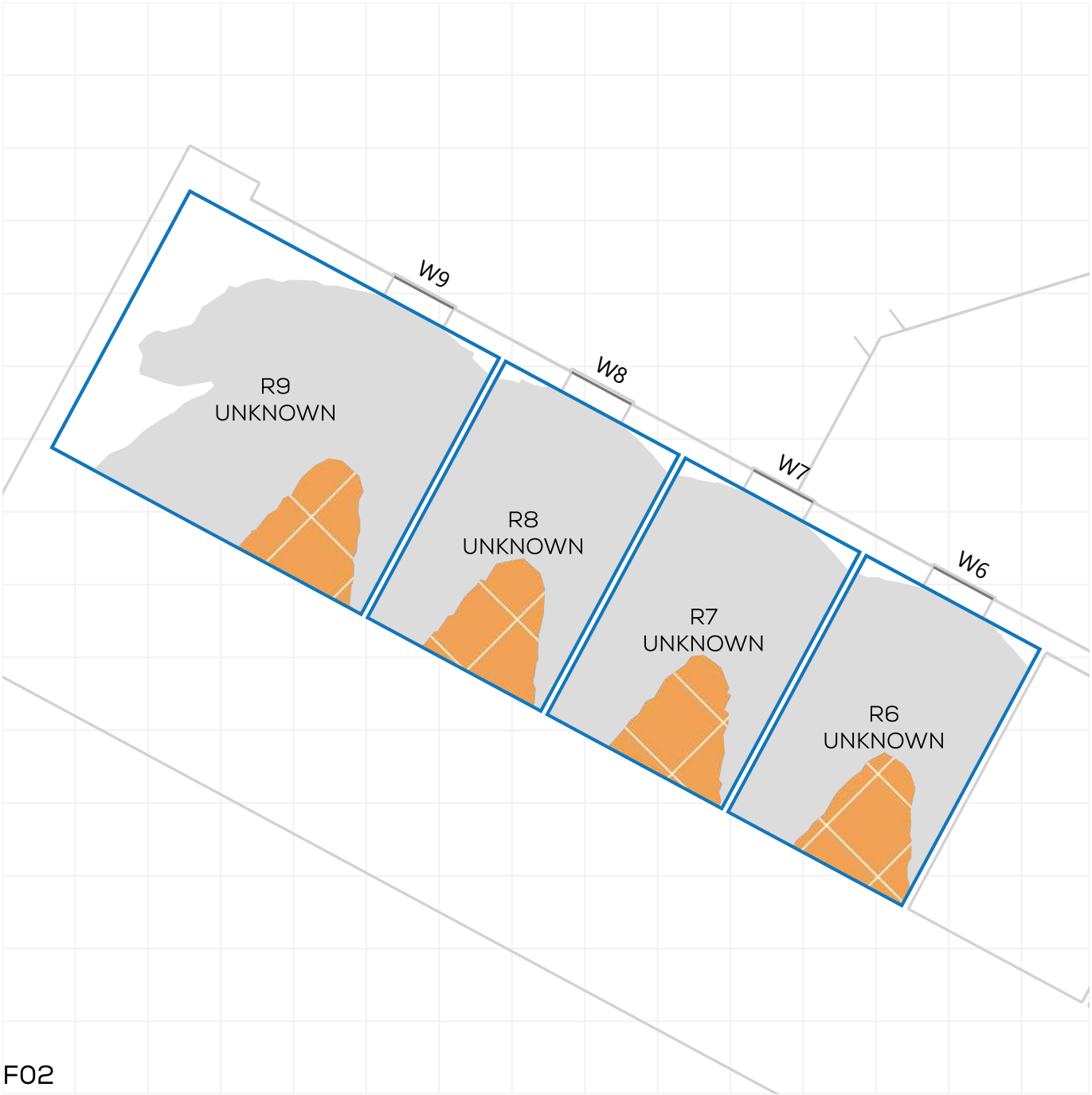

F02

NSL CONTOURS

PROJECT:	8684 - NEW CITY COURT
REPORT TITLE:	EXISTING VS. PROPOSED
ADDRESS:	GUYS CAMPUS
DATE:	05/03/2021
SCHEME IR:	IR57
DRAWING No.:	8684-REL11-IS01-DD144

KEY:

- GAIN
- LOSS
- MAINTAINED LIT AREA
- 1 METRE GRID

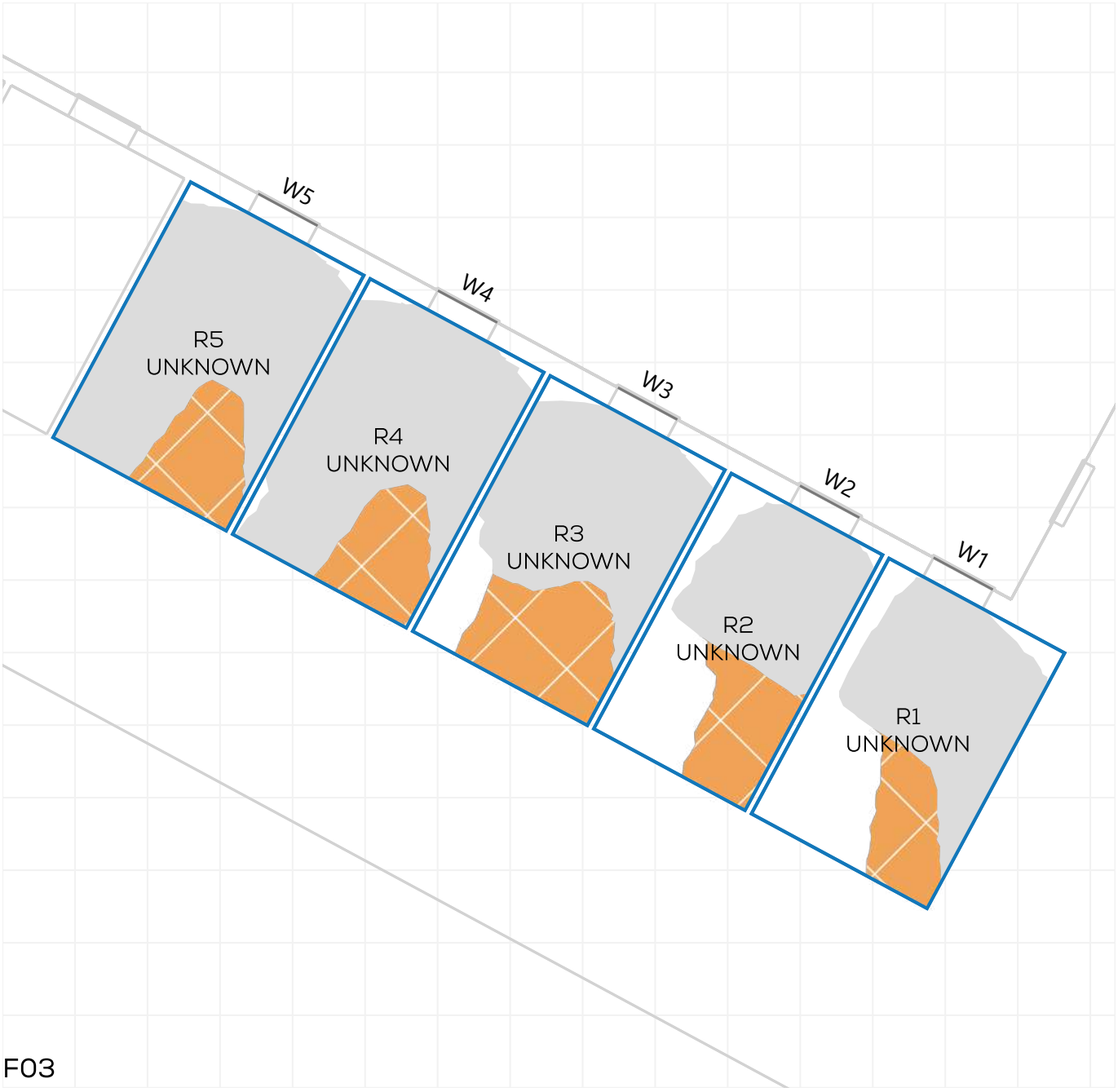

F03

NSL CONTOURS

PROJECT:	8684 - NEW CITY COURT
REPORT TITLE:	EXISTING VS. PROPOSED
ADDRESS:	GUYS CAMPUS
DATE:	05/03/2021
SCHEME IR:	IR57
DRAWING No.:	8684-REL11-IS01-DD145

KEY:

- GAIN
- LOSS
- MAINTAINED LIT AREA
- 1 METRE GRID

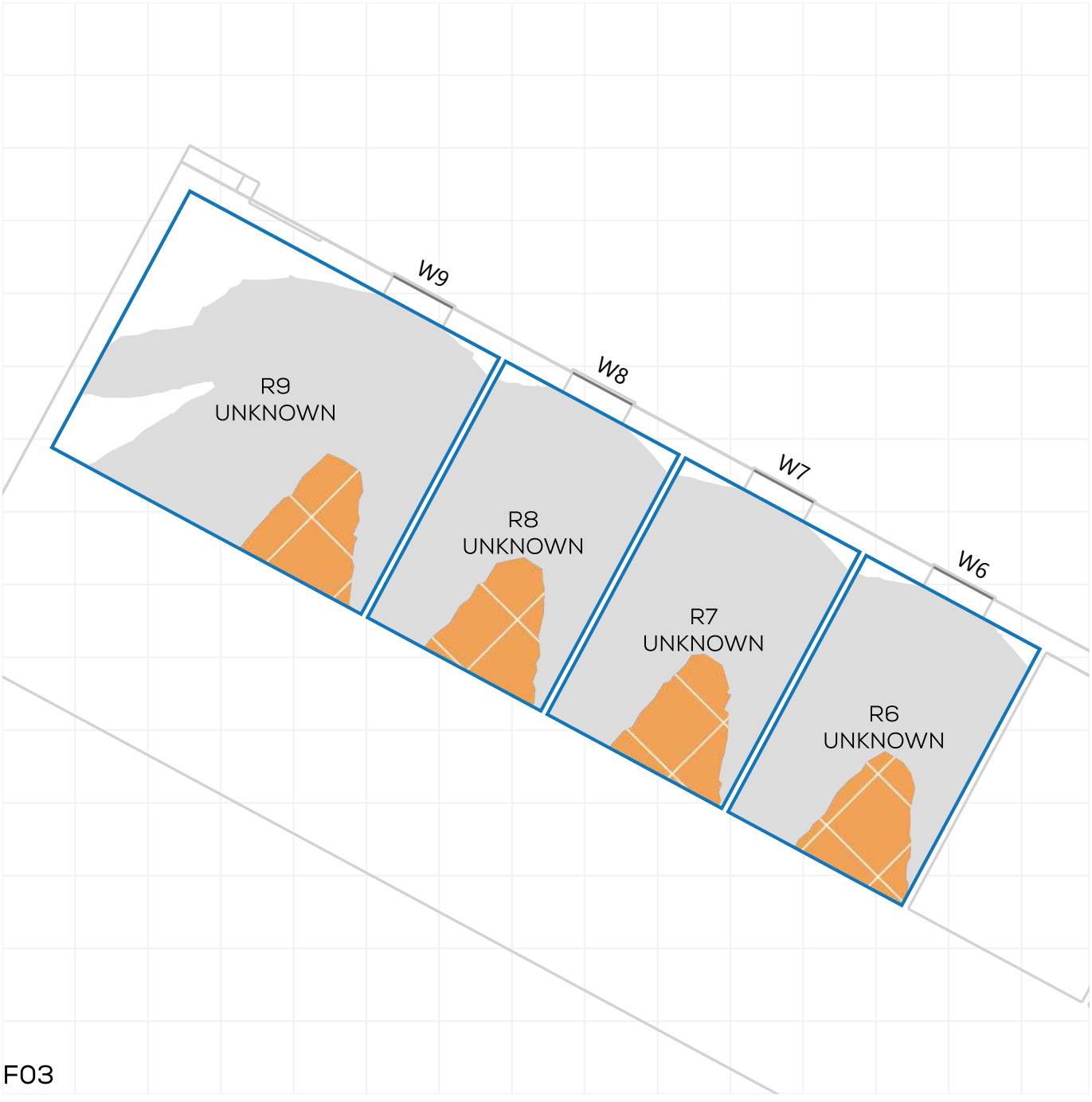

F03

NSL CONTOURS

PROJECT:	8684 - NEW CITY COURT
REPORT TITLE:	EXISTING VS. PROPOSED
ADDRESS:	GUYS CAMPUS
DATE:	05/03/2021
SCHEME IR:	IR57
DRAWING No.:	8684-REL11-IS01-DD146

KEY:

- GAIN
- LOSS
- MAINTAINED LIT AREA
- 1 METRE GRID

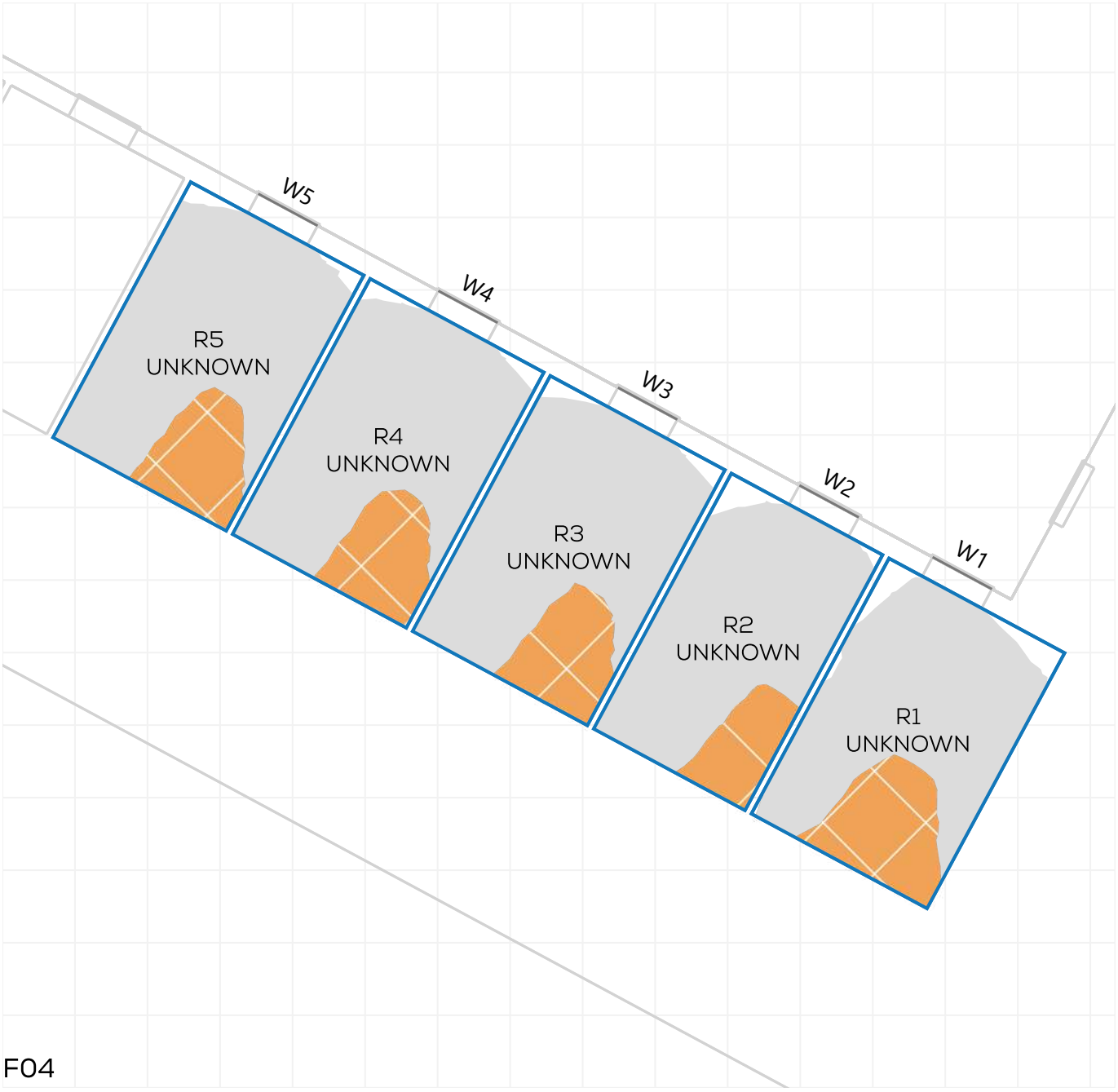

F04

NSL CONTOURS

PROJECT:	8684 - NEW CITY COURT
REPORT TITLE:	EXISTING VS. PROPOSED
ADDRESS:	GUYS CAMPUS
DATE:	05/03/2021
SCHEME IR:	IR57
DRAWING No.:	8684-REL11-IS01-DD147

KEY:

- GAIN
- LOSS
- MAINTAINED LIT AREA
- 1 METRE GRID

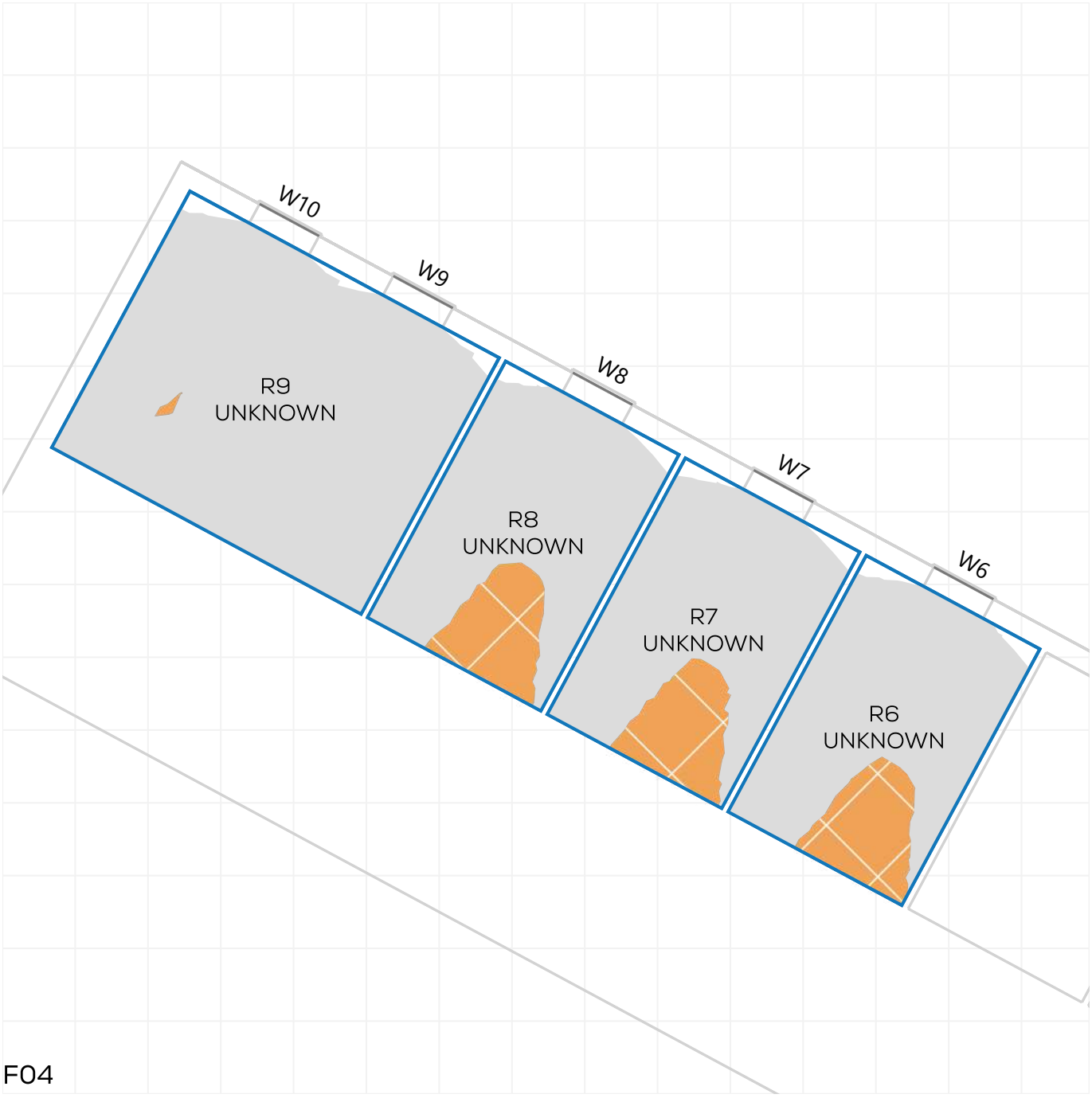

F04

NSL CONTOURS

PROJECT:	8684 - NEW CITY COURT
REPORT TITLE:	EXISTING VS. PROPOSED
ADDRESS:	GUYS CAMPUS
DATE:	05/03/2021
SCHEME IR:	IR57
DRAWING No.:	8684-REL11-IS01-DD148

KEY:

- GAIN
- LOSS
- MAINTAINED LIT AREA
- 1 METRE GRID

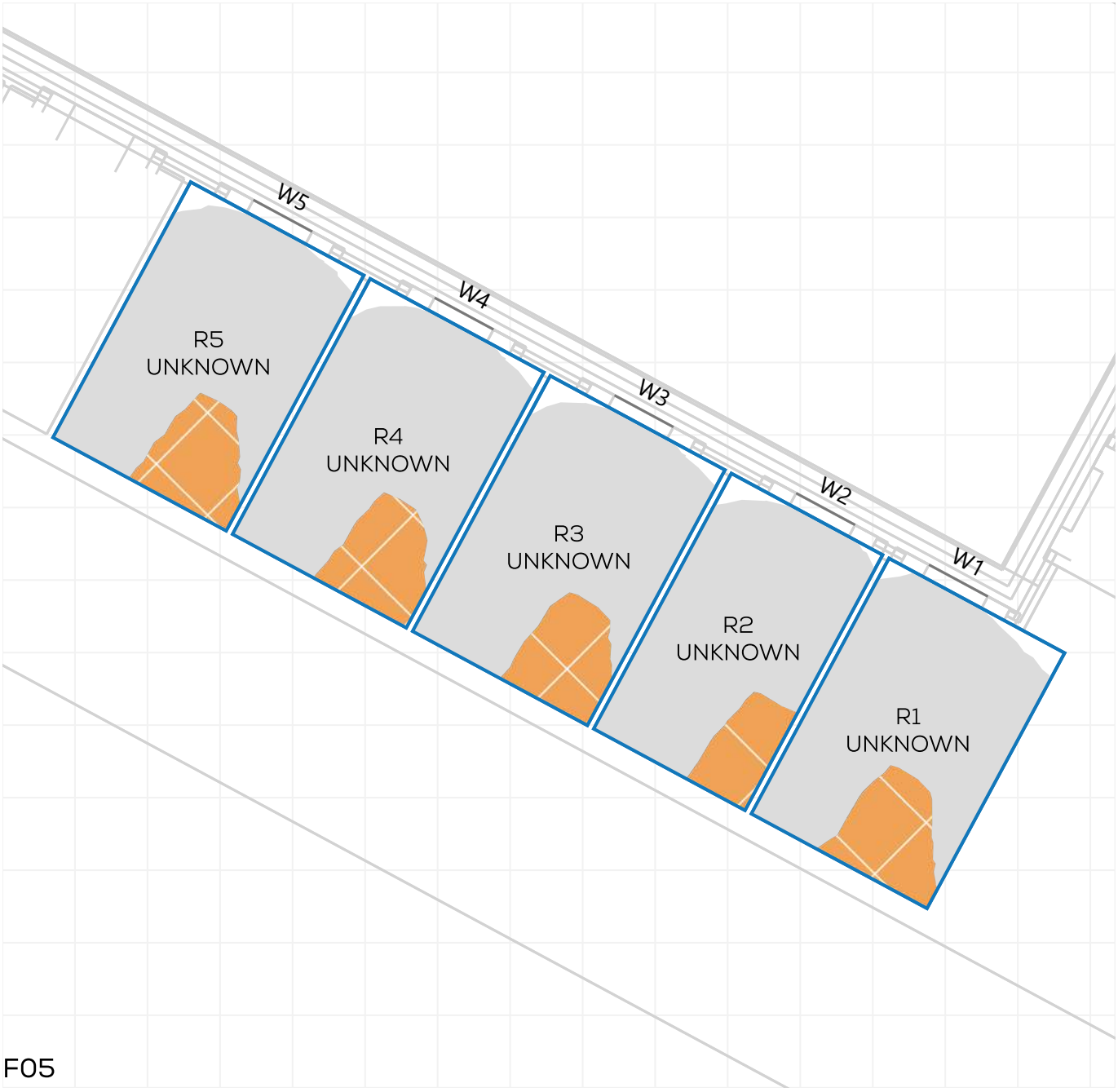

F05

NSL CONTOURS

PROJECT:	8684 - NEW CITY COURT
REPORT TITLE:	EXISTING VS. PROPOSED
ADDRESS:	GUYS CAMPUS
DATE:	05/03/2021
SCHEME IR:	IR57
DRAWING No.:	8684-REL11-IS01-DD149

KEY:

- GAIN
- LOSS
- MAINTAINED LIT AREA
- 1 METRE GRID

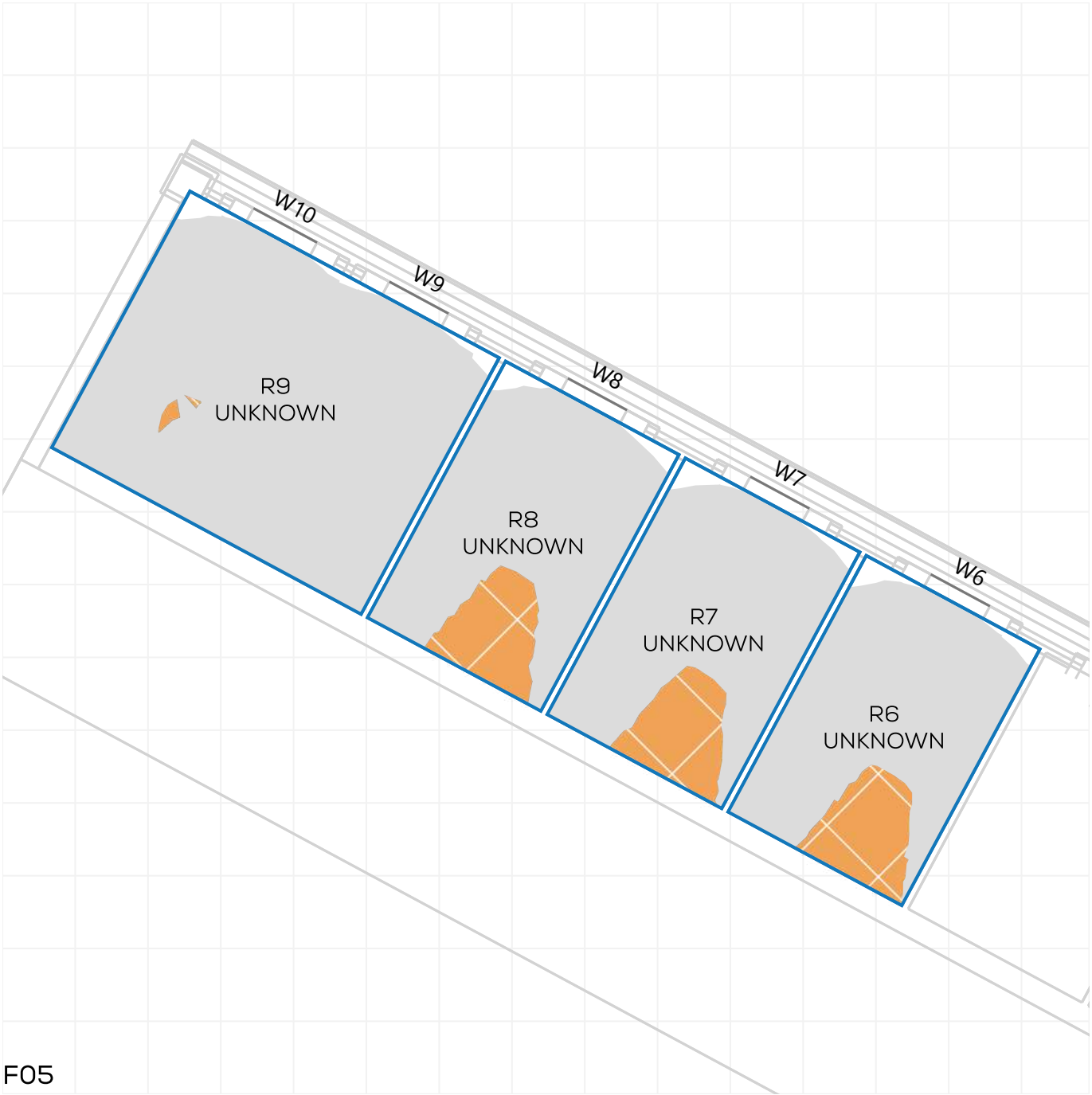

F05

2 ST THOMAS STREET


W1
F03
R1
W2
F03
R2
W3
F03
R3
W4
F03
R3
W1
F02
R1
W2
F02
R1
W3
F02
R1
W4
F02
R2
W2
F01
R2
W1
F01
W4
R1
F00
R1
3 KINGS HEAD YARD

W1 F04 R1

W2 F04 R2

W3 F04 R3

W1 F03 R1

W2 F03 R2

W3 F03 R3

W1 F02 R1

W2 F02 R2

W3 F02 R3

W1 F01 R1

W2 F01 R2

W3 F01 R3

8 BEDALE ST

W4
F03
R2
W5
F03
R3
W6
F02
R3
W7
F02
R3
W6
F01
R2
W7
F01
R2
W8
F00
R1
W9
F00
R1

8 BEDALE ST

W1
F03
R1

W2
F03
R1

W3
F03
R1

W1
F02
R1

W2
F02
R1

W3
F02
R1

W4
F02
R1

W1
F01
R1

W2
F01
R1

W1
F01
R1

W2
F01
R1

8 BEDALE ST


W3
F03
R1
W4
F03
R2
W5
F03
R3
W3
F02
R1
W4
F02
R1
W5
F02
R2
W6
F02
R3
W7
F02
R3
W6
F01
R2
W7
F01
R2

10 TO 18 LONDON BRIDGE STREET

10 TO 18 LONDON BRIDGE STREET


22 SOUTHWARK ST

22 SOUTHWARK ST


W1 F00 R1
W6 F00 R3
W7 F00 R4
W8 F00 R5
W9 F00 R6
W1 F01 R1
W2 F01 R2
W3 F01 R3
W4 F01 R4
W5 F01 R5
W6 F01 R6
W1 F02 R1
W2 F02 R2
W3 F02 R3
W4 F02 R4
W5 F02 R5
W6 F02 R6
W1 F03 R1
W2 F03 R2
W3 F03 R3
W4 F03 R4
W5 F03 R5
W6 F03 R6
W4 F04 R2
24 SOUTHWARK ST

43 BOROUGH HIGH STREET

W1
F04
R1

W2
F04
R2

W3
F04
R2

W1
F03
R1

W2
F03
R2

W1
F02
R1

W2
F02
R2

W1
F01
R1

W2
F01
R2

43 BOROUGH HIGH STREET

W1 F04 R1

W2 F04 R2

W3 F04 R2

W1 F03 R1

W2 F03 R2

W1 F02 R1

W2 F02 R2

W1 F01 R1

W2 F01 R2

W1 F0C R1

51 BOROUGH HIGH STREET



53-55 BOROUGH HIGH STREET

W2
F03
R2

W2
F02
R2

W3
F01
R2

W1
F03
R1

W1
F02
R1

W1
F01
R1

53-55 BOROUGH HIGH STREET

W2
F03
R2

W2
F02
R2

W3
F01
R2

W2
F01
R1

W1
F03
R1

W1
F02
R1

W1
F01
R1

57 BOROUGH HIGH STREET

W1
F03
R1

W1
F02
R1

W1
F01
R1


W4 F01 R2
W5 F01 R3
W4 F02 R2
W5 F02 R3
W4 F03 R2
W3 F01 R1
W3 F02 R1
W3 F03 R1
W2 F04 R2
W5 F03 R4
W3 F05
59-61 BOROUGH HIGH STREET

63A BOROUGH HIGH STREET



63A BOROUGH HIGH STREET



CHAUCER HOUSE - WHITE HART YARD



GUYS CAMPUS (SOUTHWARK WING)

GUYS CAMPUS (SOUTHWARK WING)

GUYS CAMPUS (SOUTHWARK WING)

W19 F04 R5
W20 F04 R5
W21 F04 R5

W19 F03 R6
W20 F03 R6
W21 F03 R6

W17 F02 R6
W18 F02 R6
W19 F02 R6

W19 F01 R6
W20 F01 R6
W21 F01 R6

W19 F00 R6
W20 F00 R6
W21 F00 R6

GUYS CAMPUS (TOWER WING)



GUYS CAMPUS (TOWER WING)

GUYS CAMPUS (TOWER WING)

GUYS CAMPUS (TOWER WING)

GUYS CAMPUS (TOWER WING)

F25F25F25F25F25
VR VR VR VR VR

F24F24F24F24F24
R1 R1 R1 R1 R1

F23F23F23F23F23
R1 R1 R1 R1 R1

F22F22F22F22F22
R1 R1 R1 R1 R1

F21F21F21F21F21
R1 R1 R1 R1 R1

F20F20F20F20F20
R1 R1 R1 R1 R1

F19F19F19F19F19
R1 R1 R1 R1 R1

F18F18F18F18F18
R1 R1 R1 R1 R1

R1 R1 R1 R1 R1

R1 R1 R1 R1 R1

R1 R1 R1 R1 R1

R1 R1 R1 R1 R1

R1 R1 R1 R1 R1

R1 R1 R1 R1 R1

GUYS CAMPUS (TOWER WING)

F19 F19 F19 F19 F19
R1 R1 R1 R1 R1

F18 F18 F18 F18 F18
R1 R1 R1 R1 R1

F17 F17 F17 F17 F17
R1 R1 R1 R1 R1

F16 F16 F16 F16 F16
R1 R1 R1 R1 R1

F15 F15 F15 F15 F15
R1 R1 R1 R1 R1

F14 F14 F14 F14 F14
R1 R1 R1 R1 R1

F13 F13 F13 F13 F13
R1 R1 R1 R1 R1

F12 F12 F12 F12 F12
R1 R1 R1 R1 R1

R1 R1 R1 R1 R1

GUYS HOSPITAL (CHAPEL)

W6 F04

W10 F04

W1

W2 F04

F04

F04

F04

W7 F04 R6

F04

F04

F04 R9

F04 R10

F04

W24

W15 F03 R2

W16 F03 R1

W17 F03 R1

W18 F03 R1

W19 F03 R1

W20 F03 R1

F03 R7

F03 R8

W8 F02

R3

F01 R1

W2 F02 R3

W3 F02 R1

W4 F02 R1

W5 F02 R1

W6 F02 R1

W7 F02 R1

W1

W2 F01 R2

W3 F01 R3

W4 F01 R4

W5 F01 R5

W6 F01 R6

W7 F01 R6

W3 F00 R3

W8 F00 R4

W9 F00 R5

W10 F00 R6

W11 F00 R6

W12 F00

W13 F00 R7

GUYS HOSPITAL (CHAPEL)

W1 F04 R1
W3 F04 R3
W4 F04 R4
W5 F04 R5
W7 F04 R6
W10 F04
W14 F03 R4
W15 F03 R2
W16 F03 R1
W17 F03 R1
W18 F03 R1
W5 F02 R1
W6 F02 R1
W3 F02 R1
W4 F02 R1
W2 F02 R3
W1 F01 R1
W8 F01 R2
W2 F01 R2

IRIS BROOK HOUSE TALBOT YARD



IRIS BROOK HOUSE TALBOT YARD

W3 F05 R2
W4 F05 R3
W5 F05 R4
W6 F05 R5
W7 F05 R6
W8 F05 R7
W9 F05 R8
W10 F05 R9
W11 F05 R10
W3 F04 R2
W4 F04 R3
W5 F04 R4
W6 F04 R5
W7 F04 R6
W8 F04 R7
W9 F04 R8
W10 F04 R9
W11 F04 R10
W3 F03 R2
W4 F03 R3
W5 F03 R4
W6 F03 R5
W7 F03 R6
W8 F03 R7
W9 F03 R8
W10 F03 R9
W11 F03 R10
W2 F03 R1
W3 F03 R2
W4 F03 R3
W5 F03 R4
W6 F03 R5
W7 F02 R6
W8 F02 R7
W9 F02 R8
W10 F02 R9
W11 F02 R10
W2 F02 R1
W3 F02 R2
W4 F02 R3
W5 F02 R4
W6 F02 R5
W7 F01 R6
W8 F01 R7
W9 F01 R8
W10 F01 R9
W11 F01 R10
W1 F01 R1
W2 F01 R1
W3 F01 R2
W4 F01 R3
W5 F01 R4
W6 F01 R5
W7 F00 R4
W8 F00 R5
W9 F00 R6
W10 F00 R7
W11 F00 R8
W2 F00 R1
W6 F00 R3

ORCHARD LISLE HOUSE - TALBOT YARD

ORCHARD LISLE HOUSE - TALBOT YARD

SHARD PLACE

SHARD PLACE

SHARD PLACE


W43 F26 R7
W43 F25 R15
W43 F24 R15
W43 F23 R15
W43 F22 R15
W43 F21 R15
W43 F20 R15
W43 F19 R15
W76 F18 R15
W41 F17 R12
W48 F16 R12
W51 F15 R20
W51 F14 R20
W51 F13 R20
W51 F12 R20
W51 F11 R20
W51 F10 R20
W51 F09 R20
W51 F08 R20
W51 F07 R20
W51 F06 R20
W101 F05 R19
W5 F26 R6
W8 F26 R6
W5 F25 R16
W7 F25 R16
W5 F24 R16
W8 F24 R16
W5 F23 R16
W8 F23 R16
W5 F22 R16
W8 F22 R16
W5 F21 R16
W8 F21 R16
W5 F20 R16
W8 F20 R16
W5 F19 R16
W8 F19 R16
W5 F18 R16
W8 F18 R16
W5 F17 R13
W8 F17 R13
W6 F16 R13
W8 F16 R13
W3 F15 R24
W4 F15 R24
W3 F14 R24
W4 F14 R24
W3 F13 R24
W4 F13 R24
W3 F12 R24
W4 F12 R24
W3 F11 R24
W4 F11 R24
W3 F10 R24
W4 F10 R24
W3 F09 R24
W4 F09 R24
W3 F08 R24
W4 F08 R24
W3 F07 R24
W4 F07 R24
W3 F06 R24
W4 F06 R24
W5 F05 R24
W8 F05 R24
W9 F26 R5
W10 F26 R4
W9 F25 R1
W10 F25 R2
W9 F24 R1
W10 F24 R2
W9 F23 R1
W10 F23 R2
W9 F22 R1
W10 F22 R2
W9 F21 R1
W10 F21 R2
W9 F20 R1
W10 F20 R2
W9 F19 R1
W10 F19 R2
W10 F18 R1
W12 F18 R2
W9 F17 R1
W10 F17 R2
W9 F16 R1
W10 F16 R2
W5 F15 R1
W6 F15 R2
W5 F14 R1
W6 F14 R2
W5 F13 R1
W6 F13 R2
W5 F12 R1
W6 F12 R2
W5 F11 R1
W6 F11 R2
W5 F10 R1
W6 F10 R2
W5 F09 R1
W6 F09 R2
W5 F08 R1
W6 F08 R2
W5 F07 R1
W6 F07 R2
W5 F06 R1
W6 F06 R2
W9 F05 R1
W12 F05 R2
W11 F26 R3
W12 F26 R2
W11 F25 R3
W12 F25 R4
W11 F24 R3
W12 F24 R4
W11 F23 R3
W12 F23 R4
W11 F22 R3
W12 F22 R4
W11 F21 R3
W12 F21 R4
W11 F20 R3
W12 F20 R4
W11 F19 R3
W12 F19 R4
W14 F18 R3
W16 F18 R4
W11 F17 R3
W12 F17 R4
W11 F16 R3
W12 F16 R4
W7 F15 R3
W8 F15 R4
W7 F14 R3
W8 F14 R4
W7 F13 R3
W8 F13 R4
W7 F12 R3
W8 F12 R4
W7 F11 R3
W8 F11 R4
W7 F10 R3
W8 F10 R4
W7 F09 R3
W8 F09 R4
W7 F08 R3
W8 F08 R4
W7 F07 R3
W8 F07 R4
W7 F06 R3
W8 F06 R4
W14 F05 R3
W16 F05 R4
W13 F26 R1
W14 F26 R1
W13 F25 R5
W14 F25 R5
W13 F24 R5
W14 F24 R5
W13 F23 R5
W14 F23 R5
W13 F22 R5
W14 F22 R5
W13 F21 R5
W14 F21 R5
W13 F20 R5
W14 F20 R5
W13 F19 R5
W14 F19 R5
W18 F18 R5
W19 F18 R5
W13 F17 R5
W14 F17 R5
W13 F16 R5
W14 F16 R5
W9 F15 R5
W10 F15 R5
W9 F14 R5
W10 F14 R5
W9 F13 R5
W10 F13 R5
W9 F12 R5
W10 F12 R5
W9 F11 R5
W10 F11 R5
W9 F10 R5
W10 F10 R5
W9 F09 R5
W10 F09 R5
W9 F08 R5
W10 F08 R5
W9 F07 R5
W10 F07 R5
W9 F06 R5
W10 F06 R5
W18 F05 R5
W20 F05 R3
W17 F26 R16
W17 F25 R6
W17 F24 R6
W17 F23 R6
W17 F22 R6
W17 F21 R6
W17 F20 R6
W17 F19 R6
W26 F18 R6
W17 F17 R6
W17 F16 R6
W13 F15 R6
W13 F14 R6
W13 F13 R6
W13 F12 R6
W13 F11 R6
W13 F10 R6
W13 F09 R6
W13 F07 R6
W13 F05 R5

SHARD PLACE

W39 F26 R10
W40 F26 R10
W41 F26 R10
W1 F26 R6
W3 F26 R6
W39 F25 R12
W40 F25 R12
W41 F25 R12
W2 F25 R16
W3 F25 R16
W39 F24 R12
W40 F24 R12
W41 F24 R12
W1 F24 R16
W3 F24 R16
W39 F23 R12
W40 F23 R12
W41 F23 R12
W1 F23 R16
W3 F23 R16
W39 F22 R12
W40 F22 R12
W41 F22 R12
W1 F22 R16
W3 F22 R16
W39 F21 R12
W40 F21 R12
W41 F21 R12
W1 F21 R16
W3 F21 R16
W39 F20 R12
W40 F20 R12
W41 F20 R12
W1 F20 R16
W3 F20 R16
W39 F19 R12
W40 F19 R12
W41 F19 R12
W1 F19 R16
W3 F19 R16
W68 F18 R12
W73 F18 R12
W74 F18 R12
W1 F18 R16
W3 F18 R16
W3 F17 R13
W4 F16 R13
W2 F15 R24
W2 F14 R24
W2 F13 R24
W2 F12 R24
W2 F11 R24
W2 F10 R24
W2 F09 R24
W2 F08 R24
W2 F07 R24
W2 F06 R24
W4 F05 R24
W47 F15 R22
W50 F15 R23
W47 F14 R22
W50 F14 R23
W47 F13 R22
W50 F13 R23
W47 F12 R22
W50 F12 R23
W47 F11 R22
W50 F11 R23
W47 F10 R22
W50 F10 R23
W47 F09 R22
W50 F09 R23
W47 F08 R22
W50 F08 R23
W47 F07 R22
W50 F07 R23
W47 F06 R22
W50 F06 R23
W47 F05 R22
W50 F05 R23
W43 F15 R18
W45 F15 R18
W46 F15 R21
W43 F14 R18
W45 F14 R18
W46 F14 R21
W43 F13 R18
W45 F13 R18
W46 F13 R21
W43 F12 R18
W45 F12 R18
W46 F12 R21
W43 F11 R18
W45 F11 R18
W46 F11 R21
W43 F10 R18
W45 F10 R18
W46 F10 R21
W43 F09 R18
W45 F09 R18
W46 F09 R21
W43 F08 R18
W45 F08 R18
W46 F08 R21
W43 F07 R18
W45 F07 R18
W46 F07 R21
W43 F06 R18
W45 F06 R18
W46 F06 R21
W84 F05 R17
W88 F05 R17
W90 F05 R20

SHEPHERD'S HOUSE - TALBOT YARD

SHEPHERD'S HOUSE - TALBOT YARD

F02 R6
F02 R6
F02 R7
F02 R7
W19 F03 R7
W20 F03 R7
W21 F03 R8
W22 F03 R8
W10 F01 R5
W14 F01 R6
W15 F01 R6
W13 F00 R4
W18 F02 R8
W19 F02 R8
W20 F02 R9
W21 F02 R9
W10 F00 R5
W11 F00 R5
W15 F00 R7
W16 F00 R7
W16 F01 R7
W17 F01 R7
W32 F00 R11
W31 F00 R11
W30 F00 R11

SHEPHERD'S HOUSE - TALBOT YARD



SHEPHERD'S HOUSE - TALBOT YARD

SOUTHWARK CATHEDRAL

SOUTHWARK CATHEDRAL

SOUTHWARK CATHEDRAL

ST THOMAS CHURCH

W2
F04
VR

W2
F02
VR

W1
F01
R1

W2
F01
R2

W1
F00M
R2

W1
F00
R1

W2
F00
VR

W3
F00
VR

W4
F00
VR

W5
F00
VR

ST THOMAS CHURCH



ST THOMAS CHURCH



THE OLD KINGS HEAD PH


W7
F01
R3
W8
F01
R4
W9
F01
R5
W10
F01
R6
W11
F01
R7
W6
F00
R2
W9
F00
R3
W17
F00
R5
W18
F00
R5
W19
F00
R5
W20
F00
R5
W21
F00
R5
W22
F00
R5

W9 F02 R3
W10 F02 R3
W11 F02 R3
W12 F02 R3
W13 F02 R4
W14 F02 R4
W15 F02 R4
W16 F02 R4
W17 F02 R5
W18 F02 R5
W19 F02 R5
W20 F02 R5
W21 F02 R6
W22 F02 R6
W23 F02 R6
W24 F02 R6
W25 F02 R7
W26 F02 R7
W27 F02 R7
W28 F02 R7
W8 F01 R4
W9 F01 R5
W10 F01 R6
W11 F01 R7
W9 F00 R3
W11 F00 R4
W12 F00 R4
W13 F00 R4
W15 F00 R4
W14 F00 R4
W16 F00 R5
W18 F00 R5
W17 F00 R5
W19 F00 R5
W20 F00 R5

W6
F02
R2
W7
F02
R2
W8
F02
R2
W9
F02
R3
W10
F02
R3
W11
F02
R3
W12
F02
R3
W13
F02
R4
W14
F02
R4
W15
F02
R4
W16
F02
R4
W4
F01
R1
W5
F01
R2
W6
F01
R2
W7
F01
R3
W8
F01
R4
W9
F01
R5
W7
F00
R3
W8
F00
R3
W9
F00
R3
W13
F00
R4
W14
W16
F00
W5
F00
R2
W6
F00
R2
W4
F00

W1 F03 R1
W2 F03 R1
W3 F03 R1
W4 F03 R1
W5 F03 R2
W6 F03 R2
W7 F03 R2
W8 F03 R2
W9 F03 R3
W10 F03 R3
W11 F03 R3
W12 F03 R3
W13 F03 R4
W14 F03 R4
W15 F03 R4
W16 F03 R4
W17 F03 R5
W18 F03 R5
W19 F03 R5
W20 F03 R5
W21 F03 R6
W22 F03 R6
W23 F03 R6
W24 F03 R6
W25 F03 R7
W26 F03 R7
W1 F02 R1
W2 F02 R1
W3 F02 R1
W4 F02 R1
W5 F02 R2
W6 F02 R2
W7 F02 R2
W8 F02 R2
W9 F02 R3
W10 F02 R3
W11 F02 R3
W12 F02 R3
W13 F02 R4
W14 F02 R4
W15 F02 R4
W16 F02 R4
W17 F02 R5
W18 F02 R5
W19 F02 R5
W20 F02 R5
W21 F02 R6
W22 F02 R6
W23 F02 R6
W24 F02 R6
W25 F02 R7
W26 F02 R7
W1 F01 R1
W2 F01 R1
W3 F01 R1
W4 F01 R1
W5 F01 R2
W6 F01 R2
W7 F01 R3
W8 F01 R4
W9 F01 R5
W10 F01 R6
W11 F01 R7
W1 F00 R1
W2 F00 R1
W3 F00 R1
W4 F00 R1
W5 F00 R2
W6 F00 R2
W9 F00 R3

W13 F03 R4
W14 F03 R4
W15 F03 R4
W16 F03 R4
W17 F03 R5
W18 F03 R5
W19 F03 R5
W20 F03 R5
W21 F03 R6
W22 F03 R6
W23 F03 R6
W24 F03 R6
W25 F03 R7
W26 F03 R7
W27 F03 R7
W28 F03 R7
W29 F03 R8
W30 F03 R8
W31 F03 R8
W32 F03 R8
W33 F03 R9
W34 F03 R9
W35 F03 R9
W13 F02 R4
W14 F02 R4
W15 F02 R4
W16 F02 R4
W17 F02 R5
W18 F02 R5
W19 F02 R5
W20 F02 R5
W21 F02 R6
W22 F02 R6
W23 F02 R6
W24 F02 R6
W25 F02 R7
W26 F02 R7
W27 F02 R7
W28 F02 R7
W29 F02 R8
W30 F02 R8
W31 F02 R8
W32 F02 R8
W33 F02 R9
W34 F02 R9
W35 F02 R9
W9 F01 R5
W10 F01 R6
W11 F01 R7

W13 F05 R3
W14 F05 R3
W15 F05 R3
W16 F05 R3
W17 F05 R4
W18 F05 R4
W19 F05 R4
W20 F05 R4
W21 F05 R5
W22 F05 R5
W23 F05 R5
W24 F05 R5
W25 F05 R6
W26 F05 R6
W27 F05 R6
W28 F05 R6
W29 F05 R7
W30 F05 R7
W31 F05 R7
W32 F05 R7
W33 F05 R8
W34 F05 R8
W35 F05 R8
W36 F05 R8
W37 F05 R9
W38 F05 R9
W39 F05 R9
W13 F04 R3
W14 F04 R3
W15 F04 R3
W16 F04 R3
W17 F04 R4
W18 F04 R4
W19 F04 R4
W20 F04 R4
W21 F04 R5
W22 F04 R5
W23 F04 R5
W24 F04 R5
W25 F04 R6
W26 F04 R6
W27 F04 R6
W28 F04 R6
W29 F04 R7
W30 F04 R7
W31 F04 R7
W32 F04 R7
W33 F04 R8
W34 F04 R8
W35 F04 R8
W36 F04 R8
W37 F04 R9
W38 F04 R9
W39 F04 R9
W10 F03 R3
W11 F03 R3
W12 F03 R3
W13 F03 R4
W14 F03 R4
W15 F03 R4
W16 F03 R4
W17 F03 R5
W18 F03 R5
W19 F03 R5
W20 F03 R5
W21 F03 R6
W22 F03 R6
W23 F03 R6
W24 F03 R6
W25 F03 R7
W26 F03 R7
W27 F03 R7
W28 F03 R7
W29 F03 R8
W30 F03 R8
W31 F03 R8
W32 F03 R8
W33 F03 R9
W34 F03 R9
W35 F03 R9
W10 F02 R3
W11 F02 R3
W12 F02 R3
W13 F02 R4
W14 F02 R4
W15 F02 R4
W16 F02 R4
W17 F02 R5
W18 F02 R5
W19 F02 R5
W20 F02 R5
W21 F02 R6
W22 F02 R6
W23 F02 R6
W24 F02 R6
W25 F02 R7
W26 F02 R7
W27 F02 R7
W28 F02 R7
W29 F02 R8
W30 F02 R8
W31 F02 R8
W32 F02 R8
W33 F02 R9
W34 F02 R9
W35 F02 R9
W8 F01
W9 F01
W10 F01
W11 F01


W6 F05 R1
W7 F05 R1
W8 F05 R1
W9 F05 R2
W10 F05 R2
W11 F05 R2
W12 F05 R2
W13 F05 R3
W14 F05 R3
W15 F05 R3
W16 F05 R3
W17 F05 R4
W18 F05 R4
W19 F05 R4
W20 F05 R4
W21 F05 R5
W22 F05 R5
W23 F05 R5
W24 F05 R5
W25 F05 R6
W26 F05 R6
W27 F05 R6
W28 F05 R6
W29 F05 R7
W30 F05 R7
W31 F05 R7
W6 F04 R1
W7 F04 R1
W8 F04 R1
W9 F04 R2
W10 F04 R2
W11 F04 R2
W12 F04 R2
W13 F04 R3
W14 F04 R3
W15 F04 R3
W16 F04 R3
W17 F04 R4
W18 F04 R4
W19 F04 R4
W20 F04 R4
W21 F04 R5
W22 F04 R5
W23 F04 R5
W24 F04 R5
W25 F04 R6
W26 F04 R6
W27 F04 R6
W28 F04 R6
W29 F04 R7
W30 F04 R7
W31 F04 R7
W1 F03 R1
W2 F03 R1
W3 F03 R1
W4 F03 R1
W5 F03 R2
W6 F03 R2
W7 F03 R2
W8 F03 R2
W9 F03 R3
W10 F03 R3
W11 F03 R3
W12 F03 R3
W13 F03 R4
W14 F03 R4
W15 F03 R4
W16 F03 R4
W17 F03 R5
W18 F03 R5
W19 F03 R5
W20 F03 R5
W21 F03 R6
W22 F03 R6
W23 F03 R6
W24 F03 R6
W25 F03 R7
W26 F03 R7
W1 F02 R1
W2 F02 R1
W3 F02 R1
W4 F02 R1
W5 F02 R2
W6 F02 R2
W7 F02 R2
W8 F02 R2
W9 F02 R3
W10 F02 R3
W11 F02 R3
W12 F02 R3
W13 F02 R4
W14 F02 R4
W15 F02 R4
W16 F02 R4
W17 F02 R5
W18 F02 R5
W19 F02 R5
W20 F02 R5
W21 F02 R6
W22 F02 R6
W23 F02 R6
W24 F02 R6
W25 F02 R7
W26 F02 R7
W1 F01
W2 F01
W3 F01
W4 F01
W5 F01
W6 F01
W7 F01
W8 F01
W9 F01
W10 F01
W11 F01 R7


W6 F09 R1
W7 F09 R1
W8 F09 R1
W9 F09 R2
W10 F09 R2
W11 F09 R2
W12 F09 R2
W13 F09 R3
W14 F09 R3
W15 F09 R3
W16 F09 R3
W17 F09 R4
W18 F09 R4
W19 F09 R4
W20 F09 R4
W21 F09 R5
W22 F09 R5
W23 F09 R5
W24 F09 R5
W25 F09 R6
W26 F09 R6
W27 F09 R6
W28 F09 R6
W29 F09 R7
W30 F09 R7
W31 F09 R7
W32 F09 R7
W33 F09 R8
W34 F09 R8
W35 F09 R8
W36 F09 R8
W37 F09 R9
W38 F09 R9
W39 F09 R9
W6 F08 R1
W7 F08 R1
W8 F08 R1
W9 F08 R2
W10 F08 R2
W11 F08 R2
W12 F08 R2
W13 F08 R3
W14 F08 R3
W15 F08 R3
W16 F08 R3
W17 F08 R4
W18 F08 R4
W19 F08 R4
W20 F08 R4
W21 F08 R5
W22 F08 R5
W23 F08 R5
W24 F08 R5
W25 F08 R6
W26 F08 R6
W27 F08 R6
W28 F08 R6
W29 F08 R7
W30 F08 R7
W31 F08 R7
W32 F08 R7
W33 F08 R8
W34 F08 R8
W35 F08 R8
W36 F08 R8
W37 F08 R9
W38 F08 R9
W39 F08 R9
W6 F07 R1
W7 F07 R1
W8 F07 R1
W9 F07 R2
W10 F07 R2
W11 F07 R2
W12 F07 R2
W13 F07 R3
W14 F07 R3
W15 F07 R3
W16 F07 R3
W17 F07 R4
W18 F07 R4
W19 F07 R4
W20 F07 R4
W21 F07 R5
W22 F07 R5
W23 F07 R5
W24 F07 R5
W25 F07 R6
W26 F07 R6
W27 F07 R6
W28 F07 R6
W29 F07 R7
W30 F07 R7
W31 F07 R7
W32 F07 R7
W33 F07 R8
W34 F07 R8
W35 F07 R8
W36 F07 R8
W37 F07 R9
W38 F07 R9
W39 F07 R9
W6 F06 R1
W7 F06 R1
W8 F06 R1
W9 F06 R2
W10 F06 R2
W11 F06 R2
W12 F06 R2
W13 F06 R3
W14 F06 R3
W15 F06 R3
W16 F06 R3
W17 F06 R4
W18 F06 R4
W19 F06 R4
W20 F06 R4
W21 F06 R5
W22 F06 R5
W23 F06 R5
W24 F06 R5
W25 F06 R6
W26 F06 R6
W27 F06 R6
W28 F06 R6
W29 F06 R7
W30 F06 R7
W31 F06 R7
W32 F06 R7
W33 F06 R8
W34 F06 R8
W35 F06 R8
W36 F06 R8
W37 F06 R9
W38 F06 R9
W39 F06 R9
F05 R1
F05 R2
F05 R3
F05 R4
F05 R5
F05 R6
F05 R7
F05 R8
F05 R9
F04 R1
F04 R2
F04 R3
F04 R4
F04 R5
F04 R6
F04 R7
F04 R8
F04 R9
W1 F03 R1
W2 F03 R1
W3 F03 R1
W4 F03 R1
W5 F03 R2
W6 F03 R2
W7 F03 R2
W8 F03 R2
W9 F03 R3
W10 F03 R3
W11 F03 R3
W12 F03 R3
W13 F03 R4
W14 F03 R4
W15 F03 R4
W16 F03 R4
W17 F03 R5
W18 F03 R5
W19 F03 R5
W20 F03 R5
W21 F03 R6
W22 F03 R6
W23 F03 R6
W24 F03 R6
W25 F03 R7
W26 F03 R7
W27 F03 R7
W28 F03 R7
W29 F03 R8
W30 F03 R8
W31 F03 R8
W32 F03 R8
W33 F03 R9
W34 F03 R9
W35 F03 R9
W1 F02 R1
W2 F02 R1
W3 F02 R1
W4 F02 R1
W5 F02 R2
W6 F02 R2
W7 F02 R2
W8 F02 R2
W9 F02 R3
W10 F02 R3
W11 F02 R3
W12 F02 R3
W13 F02 R4
W14 F02 R4
W15 F02 R4
W16 F02 R4
W17 F02 R5
W18 F02 R5
W19 F02 R5
W20 F02 R5
W21 F02 R6
W22 F02 R6
W23 F02 R6
W24 F02 R6
W25 F02 R7
W26 F02 R7
W27 F02 R7
W28 F02 R7
W29 F02 R8
W30 F02 R8
W31 F02 R8
W32 F02 R8
W33 F02 R9
W34 F02 R9
W35 F02 R9

W6 F17 R1
W7 F17 R1
W8 F17 R1
W9 F17 R2
W10 F17 R2
W11 F17 R2
W12 F17 R2
W13 F17 R3
W14 F17 R3
W15 F17 R3
W16 F17 R3
W17 F17 R4
W18 F17 R4
W19 F17 R4
W20 F17 R4
W21 F17 R5
W22 F17 R5
W23 F17 R5
W24 F17 R5
W25 F17 R6
W26 F17 R6
W27 F17 R6
W28 F17 R6
W29 F17 R7
W30 F17 R7
W31 F17 R7
W32 F17 R7
W33 F17 R8
W34 F17 R8
W35 F17 R8
W36 F17 R8
W37 F17 R9
W38 F17 R9
W39 F17 R9
W6 F16 R1
W7 F16 R1
W8 F16 R1
W9 F16 R2
W10 F16 R2
W11 F16 R2
W12 F16 R2
W13 F16 R3
W14 F16 R3
W15 F16 R3
W16 F16 R3
W17 F16 R4
W18 F16 R4
W19 F16 R4
W20 F16 R4
W21 F16 R5
W22 F16 R5
W23 F16 R5
W24 F16 R5
W25 F16 R6
W26 F16 R6
W27 F16 R6
W28 F16 R6
W29 F16 R7
W30 F16 R7
W31 F16 R7
W32 F16 R7
W33 F16 R8
W34 F16 R8
W35 F16 R8
W36 F16 R8
W37 F16 R9
W38 F16 R9
W39 F16 R9
W6 F15 R1
W7 F15 R1
W8 F15 R1
W9 F15 R2
W10 F15 R2
W11 F15 R2
W12 F15 R2
W13 F15 R3
W14 F15 R3
W15 F15 R3
W16 F15 R3
W17 F15 R4
W18 F15 R4
W19 F15 R4
W20 F15 R4
W21 F15 R5
W22 F15 R5
W23 F15 R5
W24 F15 R5
W25 F15 R6
W26 F15 R6
W27 F15 R6
W28 F15 R6
W29 F15 R7
W30 F15 R7
W31 F15 R7
W32 F15 R7
W33 F15 R8
W34 F15 R8
W35 F15 R8
W36 F15 R8
W37 F15 R9
W38 F15 R9
W39 F15 R9
W6 F14 R1
W7 F14 R1
W8 F14 R1
W9 F14 R2
W10 F14 R2
W11 F14 R2
W12 F14 R2
W13 F14 R3
W14 F14 R3
W15 F14 R3
W16 F14 R3
W17 F14 R4
W18 F14 R4
W19 F14 R4
W20 F14 R4
W21 F14 R5
W22 F14 R5
W23 F14 R5
W24 F14 R5
W25 F14 R6
W26 F14 R6
W27 F14 R6
W28 F14 R6
W29 F14 R7
W30 F14 R7
W31 F14 R7
W32 F14 R7
W33 F14 R8
W34 F14 R8
W35 F14 R8
W36 F14 R8
W37 F14 R9
W38 F14 R9
W39 F14 R9
W6 F13 R1
W7 F13 R1
W8 F13 R1
W9 F13 R2
W10 F13 R2
W11 F13 R2
W12 F13 R2
W13 F13 R3
W14 F13 R3
W15 F13 R3
W16 F13 R3
W17 F13 R4
W18 F13 R4
W19 F13 R4
W20 F13 R4
W21 F13 R5
W22 F13 R5
W23 F13 R5
W24 F13 R5
W25 F13 R6
W26 F13 R6
W27 F13 R6
W28 F13 R6
W29 F13 R7
W30 F13 R7
W31 F13 R7
W32 F13 R7
W33 F13 R8
W34 F13 R8
W35 F13 R8
W36 F13 R8
W37 F13 R9
W38 F13 R9
W39 F13 R9
W6 F12 R1
W7 F12 R1
W8 F12 R1
W9 F12 R2
W10 F12 R2
W11 F12 R2
W12 F12 R2
W13 F12 R3
W14 F12 R3
W15 F12 R3
W16 F12 R3
W17 F12 R4
W18 F12 R4
W19 F12 R4
W20 F12 R4
W21 F12 R5
W22 F12 R5
W23 F12 R5
W24 F12 R5
W25 F12 R6
W26 F12 R6
W27 F12 R6
W28 F12 R6
W29 F12 R7
W30 F12 R7
W31 F12 R7
W32 F12 R7
W33 F12 R8
W34 F12 R8
W35 F12 R8
W36 F12 R8
W37 F12 R9
W38 F12 R9
W39 F12 R9
F11 R1
F11 R2
F11 R3
F11 R4
F11 R5
F11 R6
F11 R7
F11 R8
F11 R9
F10 R1
F10 R2
F10 R3
F10 R4
F10 R5
F10 R6
F10 R7
F10 R8
F10 R9
F09 R1
F09 R2
F09 R3
F09 R4
F09 R5
F09 R6
F09 R7
F09 R8
F09 R9

W6 F21 R1
W7 F21 R1
W8 F21 R1
W9 F21 R2
W10 F21 R2
W11 F21 R2
W12 F21 R2
W13 F21 R3
W14 F21 R3
W15 F21 R3
W16 F21 R3
W17 F21 R4
W18 F21 R4
W19 F21 R4
W20 F21 R4
W21 F21 R5
W22 F21 R5
W23 F21 R5
W24 F21 R5
W25 F21 R6
W26 F21 R6
W27 F21 R6
W28 F21 R6
W29 F21 R7
W30 F21 R7
W31 F21 R7
W32 F21 R7
W33 F21 R8
W34 F21 R8
W35 F21 R8
W36 F21 R8
W37 F21 R9
W38 F21 R9
W39 F21 R9
W6 F20 R1
W7 F20 R1
W8 F20 R1
W9 F20 R2
W10 F20 R2
W11 F20 R2
W12 F20 R2
W13 F20 R3
W14 F20 R3
W15 F20 R3
W16 F20 R3
W17 F20 R4
W18 F20 R4
W19 F20 R4
W20 F20 R4
W21 F20 R5
W22 F20 R5
W23 F20 R5
W24 F20 R5
W25 F20 R6
W26 F20 R6
W27 F20 R6
W28 F20 R6
W29 F20 R7
W30 F20 R7
W31 F20 R7
W32 F20 R7
W33 F20 R8
W34 F20 R8
W35 F20 R8
W36 F20 R8
W37 F20 R9
W38 F20 R9
W39 F20 R9
W6 F19 R1
W7 F19 R1
W8 F19 R1
W9 F19 R2
W10 F19 R2
W11 F19 R2
W12 F19 R2
W13 F19 R3
W14 F19 R3
W15 F19 R3
W16 F19 R3
W17 F19 R4
W18 F19 R4
W19 F19 R4
W20 F19 R4
W21 F19 R5
W22 F19 R5
W23 F19 R5
W24 F19 R5
W25 F19 R6
W26 F19 R6
W27 F19 R6
W28 F19 R6
W29 F19 R7
W30 F19 R7
W31 F19 R7
W32 F19 R7
W33 F19 R8
W34 F19 R8
W35 F19 R8
W36 F19 R8
W37 F19 R9
W38 F19 R9
W39 F19 R9
W6 F18 R1
W7 F18 R1
W8 F18 R1
W9 F18 R2
W10 F18 R2
W11 F18 R2
W12 F18 R2
W13 F18 R3
W14 F18 R3
W15 F18 R3
W16 F18 R3
W17 F18 R4
W18 F18 R4
W19 F18 R4
W20 F18 R4
W21 F18 R5
W22 F18 R5
W23 F18 R5
W24 F18 R5
W25 F18 R6
W26 F18 R6
W27 F18 R6
W28 F18 R6
W29 F18 R7
W30 F18 R7
W31 F18 R7
W32 F18 R7
W33 F18 R8
W34 F18 R8
W35 F18 R8
W36 F18 R8
W37 F18 R9
W38 F18 R9
W39 F18 R9
F17 R1
F17 R1
F17 R1
F17 R2
F17 R2
F17 R2
F17 R2
F17 R3
F17 R3
F17 R3
F17 R3
F17 R4
F17 R4
F17 R4
F17 R4
F17 R5
F17 R5
F17 R5
F17 R5
F17 R6
F17 R6
F17 R6
F17 R6
F17 R7
F17 R7
F17 R7
F17 R7
F17 R8
F17 R8
F17 R8
F17 R8
F17 R9
F17 R9
F17 R9
F16 R1
F16 R1
F16 R1
F16 R2
F16 R2
F16 R2
F16 R2
F16 R3
F16 R3
F16 R3
F16 R3
F16 R4
F16 R4
F16 R4
F16 R4
F16 R5
F16 R5
F16 R5
F16 R5
F16 R6
F16 R6
F16 R6
F16 R6
F16 R7
F16 R7
F16 R7
F16 R7
F16 R8
F16 R8
F16 R8
F16 R8
F16 R9
F16 R9
F16 R9


W1 F26 R1
W2 F26 R1
W3 F26 R1
W4 F26 R1
W5 F26 R2
W6 F26 R2
W7 F26 R2
W8 F26 R2
W9 F26 R3
W10 F26 R3
W11 F26 R3
W12 F26 R3
W6 F25 VR
W7 F25 VR
W8 F25 VR
W9 F25 VR
W10 F25 VR
W11 F25 VR
W12 F25 VR
W13 F25 VR
W14 F25 VR
W15 F25 VR
W16 F25 VR
W17 F25 VR
W18 F25 VR
W19 F25 VR
W20 F25 VR
W21 F25 VR
W22 F25 VR
W23 F25 VR
W24 F25 VR
W25 F25 VR
W26 F25 VR
W27 F25 VR
W28 F25 VR
W29 F25 VR
W30 F25 VR
W31 F25 VR
W32 F25 VR
W33 F25 VR
W34 F25 VR
W35 F25 VR
W36 F25 VR
W37 F25 VR
W38 F25 VR
W39 F25 VR
W5 F24 R1
W7 F24 R1
W8 F24 R1
W9 F24 R2
W10 F24 R2
W11 F24 R2
W12 F24 R2
W13 F24 R3
W14 F24 R3
W15 F24 R3
W16 F24 R3
W17 F24 R4
W18 F24 R4
W19 F24 R4
W20 F24 R4
W21 F24 R5
W22 F24 R5
W23 F24 R5
W24 F24 R5
W25 F24 R6
W26 F24 R6
W27 F24 R6
W28 F24 R6
W29 F24 R7
W30 F24 R7
W31 F24 R7
W32 F24 R7
W33 F24 R8
W34 F24 R8
W35 F24 R8
W36 F24 R8
W37 F24 R9
W38 F24 R9
W39 F24 R9
F23 R1
F23 R2
F23 R3
F23 R4
F23 R5
F23 R6
F23 R7
F23 R8
F23 R9
F22 R1
F22 R2
F22 R3
F22 R4
F22 R5
F22 R6
F22 R7
F22 R8
F22 R9
F21 R1
F21 R2
F21 R3
F21 R4
F21 R5
F21 R6
F21 R7
F21 R8
F21 R9


W40 F05 R9
W41 F05 R9
W42 F05 R9
W43 F05 R9
W44 F05 R9
W40 F04 R9
W41 F04 R9
W42 F04 R9
W43 F04 R9
W44 F04 R9


W44 F07 R9
W45 F07 R9
W46 F07 R9
W47 F07 R9
W48 F07 R9
W44 F06 R9
W45 F06 R9
W46 F06 R9
W47 F06 R9
W48 F06 R9
F05 R9
F04 R9


W44 F11 R9
W45 F11 R9
W46 F11 R9
W47 F11 R9
W48 F11 R9
W44 F10 R9
W45 F10 R9
W46 F10 R9
W47 F10 R9
W48 F10 R9
F09 R9
F08 R9
F07 R9
F06 R9


W44 F14 R9
W45 F14 R9
W46 F14 R9
W47 F14 R9
W48 F14 R9
W44 F13 R9
W45 F13 R9
W46 F13 R9
W47 F13 R9
W48 F13 R9
W44 F12 R9
W45 F12 R9
W46 F12 R9
W47 F12 R9
W48 F12 R9
F10 R9
F09 R9


W44 F17 R9
W45 F17 R9
W46 F17 R9
W47 F17 R9
W48 F17 R9
W44 F16 R9
W45 F16 R9
W46 F16 R9
W47 F16 R9
W48 F16 R9
F15 R9
F14 R9
F13 R9


W42 F20 R9
W43 F20 R9
W44 F20 R9
W45 F20 R9
W46 F20 R9
W42 F19 R9
W43 F19 R9
W44 F19 R9
W45 F19 R9
W46 F19 R9
W42 F18 R9
W43 F18 R9
W44 F18 R9
W45 F18 R9
W46 F18 R9
F17 R9


W42 F22 R9
W43 F22 R9
W44 F22 R9
W45 F22 R9
W46 F22 R9
W42 F21 R9
W43 F21 R9
W44 F21 R9
W45 F21 R9
W46 F21 R9
F20 R9
F19 R9
F18 R9


W42 F24 R9
W43 F24 R9
W44 F24 R9
W45 F24 R9
W46 F24 R9
W42 F23 R9
W43 F23 R9
W44 F23 R9
W45 F23 R9
W46 F23 R9
W42 F22 R9
W43 F22 R9
W44 F22 R9
W45 F22 R9
W46 F22 R9
F21 R9
F21 R9
F21 R9
F21 R9
F21 R9


W42
F25
VR
W43
F25
VR
W44
F25
VR
W45
F25
VR
W46
F25
VR
F24
R9
F24
R9
F24
R9
F24
R9
F24
R9
F23
R9
F23
R9
F23
R9
F23
R9
F23
R9
F22
R9
F22
R9
F22
R9
F22
R9
F22
R9

W1
F05
R1
W2
F05
R1
W3
F05
R1
W4
F05
R1
W5
F05
R1


W1
F06
R1
W2
F06
R1
W3
F06
R1
W4
F06
R1
W5
F06
R1
F05
R1
F05
R1
F05
R1
F05
R1
F05
R1

W1 F08 R1
W2 F08 R1
W3 F08 R1
W4 F08 R1
W5 F08 R1
W1 F07 R1
W2 F07 R1
W3 F07 R1
W4 F07 R1
W5 F07 R1
F06 R1
F06 R1
F06 R1
F06 R1
F06 R1
F05 R1
F05 R1
F05 R1
F05 R1
F05 R1


W1 F10 R1
W2 F10 R1
W3 F10 R1
W4 F10 R1
W5 F10 R1
F09 R1
F08 R1
F07 R1


W1 F14 R1
W2 F14 R1
W3 F14 R1
W4 F14 R1
W5 F14 R1
W1 F13 R1
W2 F13 R1
W3 F13 R1
W4 F13 R1
W5 F13 R1
F12 R1
F12 R1
F12 R1
F12 R1
F12 R1
F11 R1
F11 R1
F11 R1
F11 R1
F11 R1


W1 F17 R1
W2 F17 R1
W3 F17 R1
W4 F17 R1
W5 F17 R1
W1 F16 R1
W2 F16 R1
W3 F16 R1
W4 F16 R1
W5 F16 R1
F15 R1
F14 R1
F13 R1


W1 F19 R1
W2 F19 R1
W3 F19 R1
W4 F19 R1
W5 F19 R1
W1 F18 R1
W2 F18 R1
W3 F18 R1
W4 F18 R1
W5 F18 R1
F17 R1
F17 R1
F17 R1
F17 R1
F17 R1


W1 F21 R1
W2 F21 R1
W3 F21 R1
W4 F21 R1
W5 F21 R1
F20 R1
F19 R1
F18 R1


W1 F23 R1
W2 F23 R1
W3 F23 R1
W4 F23 R1
W5 F23 R1
W1 F22 R1
W2 F22 R1
W3 F22 R1
W4 F22 R1
W5 F22 R1
F21 R1
F21 R1
F21 R1
F21 R1
F21 R1


W1
F25
VR
W2
F25
VR
W3
F25
VR
W4
F25
VR
W5
F25
VR
F24
R1
F24
R1
F24
R1
F24
R1
F24
R1
F23
R1
F23
R1
F23
R1
F23
R1
F23
R1