



REVISION NOTE: Proposed extra stair to no. 12 omitted.

St. Thomas Street

No. 4

No. 6

No. 8

No. 10

No. 12

No. 14

No. 16

Secondary glazing to be removed from all windows on level.

Steps to be removed.

New structural opening to existing wall.

01

(12) 202

01

(12) 201

New window opening

NOTE: Refer to site wide demolition package for areas outside Listed Building Consent boundary.

Door removed

Steps to be removed and lowered area to be levelled with rest of units.

Facade build-up A2

A1

New window opening

NOTE: Refer to site wide demolition package for areas outside Listed Building Consent boundary.

New window opening

Demolish facade and trim structure to receive new facade in line with the other townhouses.

Extension removed up to original line of facade. Slab to be cut to suit line of new facade.

Facade build-up A2

Facade build-up B

Facade build-up A2

Facade build-up C

Facade build-up A1

## 01 SECOND FLOOR DEMOLITION PLAN

### PRINCIPLES APPLIED THROUGHOUT ALL UNITS

**WINDOWS - NORTH FACADE:**  
Ground floor only: existing single glazing sash windows to be retained and refurbished. Existing secondary glazing to be removed.  
First, second and third floor: existing single glazing sash windows to be retained and refurbished. Existing secondary glazing to be removed and replaced with bespoke timber secondary glazing to match style of retained sash windows. New windows to match style of existing.

**WINDOWS - SOUTH FACADE:**  
All windows are new slimline DGU's. Style to match existing windows on North Facade.

**EXISTING STAIRS:**  
Carpet to be removed and stair refurbished.


**INTERNAL WALLS:**  
Infills where required to line up with existing wall.  
Brick walls to be lined with plasterboard.

**INTERNAL FINISHES TO WALL AND CEILINGS:**  
1) All plasterboard to be removed and replaced to line of existing, including plasterboard to north facade. Walls painted with white emulsion. Curved walls to be retained, repaired where necessary and repainted. Dropped ceilings to be removed.  
2) All skirting, ceiling coving and picture hanging details to be replaced by appropriate Georgian detailing.

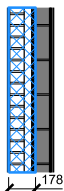
**FITTINGS:**  
All heaters, wall and ceiling mounted fittings, sanitary fittings, fixed furniture, tiles, cable trunking to be removed.

**FIREPLACES/CHIMNEY BREASTS:**  
Rebuilt/reinstated with appropriate Georgian detailing.  
All existing MEP kit to be removed.


**JOISTS AND RAFTERS:**  
All removed joist/rafters to be retained and reused in suitable locations  
Rainwater pipes to south and east facades to be replaced and made external.



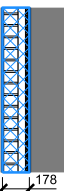
Facade Build-up A1  
103mm Brickwork  
50mm Cavity  
25mm Styrofoam insulation  
100mm Blockwork



Facade Build-up A2  
103mm Brickwork  
50mm Cavity  
25mm Styrofoam insulation  
100mm Blockwork



Facade Build-up B  
200mm Load bearing blockwork



Facade Build-up C  
103mm Brickwork  
50mm Cavity  
25mm Styrofoam insulation  
Monolithic brick wall

## 02 EXTENT OF WORK ON LEVEL

	Planning Application Boundary
	Listed Building Consent Boundary
	Demolition
	Soft Strip
	Secondary glazing removed

NOTE  
\*Removed windows/doors to be refurbished and reused in suitable locations.

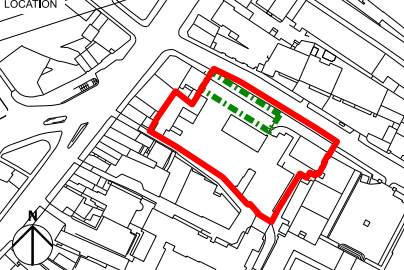
REV	DATE
P01	16/04/21 Issued for Planning

- Boxing out to be removed if not structural.
- Existing door to be removed and opening blocked off.
- M&E kit to be removed.

SCALE 1:75  
0 1 3 5 10

SOURCE:  
This drawing is adapted from Plowman Craven survey 35722F-04B-2F-OS.

NOTE  
1. Do not scale from this drawing.  
2. All dimensions to be checked on site by the contractor and such dimensions to be his responsibility.  
3. Report all drawing errors, omissions and discrepancies to the architect.  
4. This document may be issued in an uncontrolled CAD format to enable others to use it as background information to make alterations and/or additions. In that instance the file will be accompanied by a PDF version. It is for those making such alterations and additions to ensure that they make use of current background information.  
AHMM Ltd accepts no liability for any such alterations or additions to the background information or arising out of changes to background information which occur prior to alterations of additions being made.



<b>ALLFORD HALL MONAGHAN MORRIS</b>					
ARCHITECTS LTD MORELANDS, 5-23 OLD STREET LONDON EC1V 9HL TEL 020 7251 5261 FAX 020 7251 5123 WEB WWW.AHMM.CO.UK					
Job title NEW CITY COURT					
drawing title / location GEORGIAN TOWNHOUSES SECOND FLOOR DEMOLITION PLAN					
drawn by SM	checked HT	scale 1:75@A1; 1:150@A3	status PLANNING		
project 20065	zone G	source A	classification (12) P122	drawing no. P01	revision